



**energetic**<sup>®</sup>  
Smarter lighting

QUALITY • INNOVATION • CONVENIENCE

**The Smarter  
Alternative**

**PRODUCT  
CATALOGUE VOL 6**

# Energetic Lighting is a leading supplier of LED lighting solutions for residential, commercial and industrial applications.

As a member of Lighting Council Australia with national coverage and a global reach, we strive to deliver quality, innovation and convenience to a level that is unmatched in Australia.



# ABOUT US

## QUALITY

Energetic Lighting is fast becoming the preferred choice by electrical wholesalers, lighting retailers, electrical contractors and end users. As the smarter alternative in the Australian lighting industry, our products are built with a commitment to performance, reliability, and longevity. We achieve this through the use of high quality materials, workmanship and proven components; like the PMMA light guide engineered into our Destiny Plus panels to deliver a lighter, brighter and stronger result. The manufacturing of our products takes place in our state-of-the-art production facility where we utilise a combination of hi-tech precision robotics and engineering to maintain the unsurpassed level of quality that our customers have come to know and expect.

## INNOVATION

Innovation is continuous, which can quickly make existing technology obsolete. Energetic Lighting plan for the future by heavily investing in our local and international engineering and R&D capabilities, enabling us to rapidly innovate through technology and simultaneously be more environmentally sustainable. Special product features like our Multi-Watt, Tri-Colour, and first-to-market Five-Colour offerings not only deliver choice and convenience to the installer, they also streamline production and inventory so that fewer variants are required to meet a broader range of needs. We understand that the user experience of our products is equally important, and that installation must be quick. To facilitate this and ensure efficient and hassle-free installation, clever features like tool-less end caps, twist-and-go positioning plates, and large terminal blocks are incorporated into our products.

## CONVENIENCE

Switching to Energetic Lighting is the smartest and easiest choice you'll make. As a trade partner, the breadth and depth of our offer gives us the ability to be a one stop supplier of LED lighting products. Backed by a very competent manufacturing capability with strong supply lines, we have the ability to consistently provide trusted products, technical knowledge and outstanding customer support. Put simply, we are easy to do business with. For an installer, our products are accessible through a comprehensive national network of distributors, electrical wholesalers, and lighting resellers that service residential, commercial, and industrial building industries. No matter how big or small, if your lighting project calls for high quality LED lighting, we have the solution.



# COMMITMENT TO QUALITY, SAFETY, TRANSPARENCY AND THE ENVIRONMENT

**Our products are manufactured in compliance to leading international guidelines.**

**SAA Approval Australia** - Accreditation that proves the safety of electrical devices.

**LM80-08** - Approved standard for measuring lumen maintenance of LED Light Sources, written by the Illuminating Engineering Society of North America (IESNA).

**LM80-08** - Applies to the LED package, array or module, not a complete luminaire.

**TM21-11** - The Illuminating Engineering Society of North America (IESNA) approved method for determining LED lifetime projections.

**LM79-08** - The Illuminating Engineering Society of North America (IESNA) approved method for the electrical and photometric measurement of LED lighting. The measurement of the light output as a whole system (luminaire).

**ISTMT** - The measure of the LED source case temperature within the LED system, be it a lamp or luminaire. The measurement has to be carried out in accordance with the temperature measurement point (TMP) as supplied by the LED manufacturer.

**IES Files** - Photometric files which can be used in propriety lighting design software such as A.G.I, Relux and Dialux.

**RESA** - (Recognised Energy Saving Activities) Subsidy Certification; many of Energetic Lighting Australia products are approved for various State Schemes.

---

**ISO-9001** - Quality management system

**ISO-14001** - Environmental management system

**SA 8000** - Certification encouraging organisations to develop, maintain and apply socially accepted practices in the workplace

**BSCI** - Business social compliance initiative. Social audit report

**OHSAS 8001** - Occupational for safety


**CNAS** - Laboratory accreditation certificate


**DEKRA** - ErP witness test lab

**INTERTEK** - ErP witness test lab

**DEKRA** - Safety witness test lab

**TÜV RHEINLAND** - Safety and Erp witness test lab






# CONTENTS

 **GO TO  
CATEGORY**

<b>PANELS</b>	<b>22</b>
<b>BATTENS</b>	<b>72</b>
<b>DOWNLIGHTS</b>	<b>122</b>
<b>EMERGENCY</b>	<b>189</b>
<b>FLOODLIGHTS</b>	<b>211</b>
<b>HIGHBAYS</b>	<b>234</b>
<b>AREA LIGHTS</b>	<b>254</b>
<b>WALL &amp; CEILING</b>	<b>264</b>
<b>LAMPS</b>	<b>315</b>
<b>PORTABLE LIGHTING</b>	<b>427</b>

 **DIMMER  
COMPATIBILITY  
LIST**

PAGE 430

 **APPROVALS  
LIST**

PAGE 436

 **ORDER CODE  
INDEX**

PAGE 439

# STELLAR V

## IP20 BATTENS



- ✓ First-to-market five colour selectable technology
- ✓ Up to 8 selectable wattage settings
- ✓ Clever toolless end caps
- ✓ Quick-to-fit single piece LED light module
- ✓ Various lengths and widths available
- ✓ Sensor, emergency, and combination model variants available



[GO TO DATASHEET](#)

# TEMPEST V

## WEATHERPROOF BATTENS



- ✓ First-to-market five colour selectable technology
- ✓ Up to 8 selectable wattage settings
- ✓ High impact polycarbonate body and diffuser
- ✓ Quick-to-fit single piece LED light module
- ✓ 2FT, 4FT and 5FT lengths available
- ✓ Sensor, emergency, and combination model variants available



[GO TO DATASHEET](#)

# PLASTIAL G3

## DOWNLIGHTS



- ✓ High lumen efficacy @ 115Lm/W
- ✓ High efficiency SMD LED chips
- ✓ Opal polycarbonate diffuser
- ✓ Available in flush and recessed model variants
- ✓ Ø90mm cutout



[GO TO DATASHEET](#)

# PLASTIAL G3 MINI

## DOWNLIGHTS



- ✓ High lumen efficacy @ 100Lm/W
- ✓ High efficiency SMD LED chips
- ✓ Opal polycarbonate diffuser
- ✓ Available in flush and recessed model variants
- ✓ Ø70mm cutout



[GO TO DATASHEET](#)

# FORTLITE

## IP66 BUNKER



- ✓ Robust die-cast aluminium trim with high impact resistant diffuser
- ✓ Large 6mm terminal block
- ✓ High efficiency SMD LED chips
- ✓ Transform the Fortlite into a sensor or emergency fitting with modular plug-and-play accessories



[GO TO DATASHEET](#)

# LEGOLITE

## COMMERCIAL DOWNLIGHTS



- ✓ High performance commercial design
- ✓ Suitable for retail spaces and corporate offices
- ✓ Available in 6" and 8" model variants
- ✓ High efficiency SMD LED chips



[GO TO DATASHEET](#)



# ULTRATHIN

## ARCHITECTURAL OYSTER



- ✓ Super slim design at only 23mm thin
- ✓ High efficiency SMD LED chips
- ✓ Clever twist-and-go positioning plate
- ✓ Available in 17W and 24W model variants



[GO TO DATASHEET](#)

# ULTRATHIN MINI

## ARCHITECTURAL OYSTER



- ✓ Super slim at only 23mm thin
- ✓ High efficiency SMD LED chips
- ✓ Clever twist-and-go positioning plate
- ✓ Available in a 13W compact design Ø244mm



[GO TO DATASHEET](#)

# STORM

## IP66 AREA LIGHTS



- ✓ Type-3 distribution
- ✓ Robust die-cast aluminium body
- ✓ High efficiency SMD LED chips
- ✓ Available in 75, 100, 150 and 200 watt model variants



[GO TO DATASHEET](#)

# MARVELITE V

## IP66 INDUSTRIAL & COMMERCIAL FLOODLIGHT



- ✓ Five-Colour selectable technology
- ✓ Rated IP65 for harsh outdoor conditions
- ✓ Robust IK08 body construction
- ✓ Available in 90, 120, or 165 watt model variants



[GO TO DATASHEET](#)

# EDGEWAY

## EMERGENCY BLADE EXIT



- ✓ Maintained emergency system with LiFePO4 battery
- ✓ All-in-one design for recessed or surface mount installation
- ✓ Self extinguishing polycarbonate
- ✓ Fully compliant to AS/NZS-2293 standard



[GO TO DATASHEET](#)

# SUPVALUE T8

## SAFETY GLASS TUBE



- ✓ High lumen efficacy up to 105Lm/W
- ✓ Innovative shatterproof sleeve for fragment retention
- ✓ Available in 2, 4 and 5ft lengths
- ✓ Ideal industrial and commercial applications and food-safe preparation areas



[GO TO DATASHEET](#)

**energetic**  
Smarter lighting

QUALITY • INNOVATION • CONVENIENCE

# CATEGORY OVERVIEW

## PANELS



**Destiny Pro**  
Low UGR Edge-Lit Panel  
4000K / 25W

P. 27



**Destiny Plus**  
Edge-Lit Panel  
4000K / 32W

P. 28



**Destiny Plus**  
Edge-Lit Panel  
4000K / 32W

P. 29



**Destiny Plus**  
Edge-Lit Panel  
4000K / 50W

P. 30



**Destiny Plus**  
Edge-Lit Panel  
Tri-Colour / 17W

P. 31



**Destiny Plus**  
Edge-Lit Panel  
Tri-Colour / 17W

P. 32



**Destiny Plus**  
Edge-Lit Panel  
Tri-Colour / 32W

P. 33



**Destiny Plus**  
Edge-Lit Panel  
Tri-Colour / 32W

P. 34



**Destiny Plus**  
Edge-Lit Panel  
Tri-Colour / 32W

P. 35



**Destiny Plus**  
Edge-Lit Panel  
Tri-Colour / 32W

P. 36



**Destiny Plus**  
Edge-Lit Panel  
Tri-Colour / 50W

P. 37



**Destiny Plus**  
Low UGR Edge-Lit Panel  
4000K / 17W

P. 38













22 PANELS













CLICK THUMBNAIL TO SEE DATASHEET

# CATEGORY OVERVIEW

QUALITY • INNOVATION • CONVENIENCE

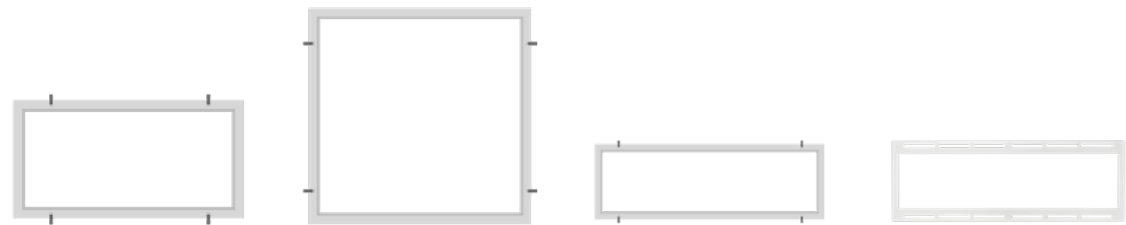
## PANELS (CONTINUED)

			
<b>Destiny Plus</b> Low UGR Edge-Lit Panel 4000K / 32W P. 39	<b>Destiny Plus</b> Low UGR Edge-Lit Panel 4000K / 32W P. 40	<b>Destiny Plus</b> Low UGR Edge-Lit Panel 4000K / 50W P. 41	<b>Destiny Plus</b> Cyanosis Edge-Lit Panel 4000K / 18W P. 42
			
<b>Destiny Plus</b> Cyanosis Edge-Lit Panel 4000K / 32W P. 43	<b>Destiny Plus</b> Cyanosis Edge-Lit Panel 4000K / 32W P. 44	<b>Kudos</b> Architectural Troffer 4000K / Multi-Watt P. 45	<b>Baklite</b> Back-Lit Panel 4000K / 25W P. 46
			
<b>Baklite</b> Back-Lit Panel 5000K / 25W P. 47	<b>T35 TRIAC Driver</b> Destiny Compatible (28W) Panel Accessory P. 48	<b>D40 DALI 2.0 Driver</b> Destiny Plus Compatible (32W) Panel Accessory P. 49	<b>D60 DALI 2.0 Driver</b> Destiny Plus Compatible (50W) Panel Accessory P. 50

			
<b>M40 Multi-Watt Driver</b> Destiny & Destiny Plus Compatible Panel Accessory P. 51	<b>M25 Multi-Watt Driver</b> Destiny & Destiny Plus Compatible Panel Accessory P. 52	<b>Shallow Surface Mount Frame</b> Destiny & Destiny Plus Compatible Panel Accessory P. 53	<b>Shallow Surface Mount Frame</b> Destiny & Destiny Plus Compatible Panel Accessory P. 54
			
<b>Shallow Surface Mount Frame</b> Destiny & Destiny Plus Compatible Panel Accessory P. 55	<b>Deep Surface Mount Frame</b> Destiny & Destiny Plus Compatible Panel Accessory P. 56	<b>Deep Surface Mount Frame</b> Destiny & Destiny Plus Compatible Panel Accessory P. 57	<b>Deep Surface Mount Frame</b> Destiny & Destiny Plus Compatible Panel Accessory P. 58
			
<b>Deep Surface Mount Frame</b> Destiny & Destiny Plus Compatible Panel Accessory P. 59	<b>Plaster Frame</b> Destiny & Destiny Plus Compatible Panel Accessory P. 60	<b>Plaster Frame</b> Destiny & Destiny Plus Compatible Panel Accessory P. 61	<b>Plaster Frame</b> Destiny & Destiny Plus Compatible Panel Accessory P. 62

# CATEGORY OVERVIEW

## PANELS (CONTINUED)



<p><b>Recessed Frame</b> Destiny &amp; Destiny Plus Compatible Panel Accessory P. 63</p>	<p><b>Recessed Frame</b> Destiny &amp; Destiny Plus Compatible Panel Accessory P. 64</p>	<p><b>Recessed Frame</b> Destiny &amp; Destiny Plus Compatible Panel Accessory P. 65</p>	<p><b>Frame with Return Air Slots</b> Destiny &amp; Destiny Plus Compatible Panel Accessory P. 66</p>
--	--	--	---



<p><b>Y-Type Suspension Kit</b> Compatible with all Panels Panel Accessory P. 67</p>	<p><b>Y-Type Suspension Kit</b> Compatible with all Panels Panel Accessory P. 68</p>	<p><b>I-Type Suspension Kit</b> Compatible with all Panels Panel Accessory P. 69</p>	<p><b>I-Type Suspension Kit</b> Compatible with all Panels Panel Accessory P. 70</p>
--	--	--	--




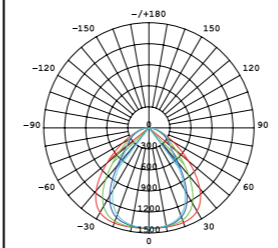
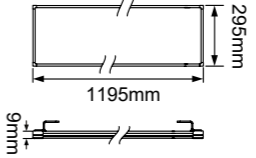



**PlugPoint**  
Surface Mount Socket Panel Accessory  
P. 71

CLICK THUMBNAIL TO SEE DATASHEET

### SUMMARY

The Destiny Pro is a highly efficient edge-lit panel. Engineered using a PMMA light guide to deliver a lighter, brighter and stronger result. It's also incredibly slim at only 9mm thin. It features a remote Flicker-Free driver for ocular health and cognitive wellbeing and a pre-wired flex and plug for quick and easy installation. It has a low glare rating of UGR<19 and a MacAdams rating of SDCM<3. Built to last, it has an aluminium frame that is finished in smooth powder-coating for durability and a micro-prism diffuser.



			<p> <b>VEET</b> Approved</p> <p> <b>IPART</b> Approved</p>
---	---	---	--

### PRODUCT DATA

Order Code	223694
Voltage	220-240V
Wattage	25W
Lumen Output	3000Lm
CCT	4000K
IP Rating	IP40
UGR Rating	UGR<19
MacAdams Rating	SDCM≤3
CRI Rating	Ra≥80
Beam Angle	90°
Light Source	SMD Chips
Driver	Remote Flicker-Free
Dimmable	No
Connection	1.2 flex and plug
Construction	Extruded aluminium frame / Micro-prism diffuser
Finish	Powder coated
Fitting Colour	White
PF	0.9
Net Weight (kg)	2.18
Lifetime L70B50	50,000 hours
Warranty	5 years



**SUMMARY**

The Destiny Plus is a highly efficient edge-lit panel. Engineered using a PMMA light guide to deliver a lighter, brighter and stronger result. It's also incredibly slim at only 15mm thin. It double insulated and features a pre-wired flex and plug for quick and easy installation. It has a CRI rating of Ra>80 and a MacAdams rating of SDCM<4. Built to last, it features an aluminium frame that is finished in smooth powder-coating for durability and an opal polycarbonate diffuser.



			<ul style="list-style-type: none"> <li>✓ VEET Approved</li> <li>✓ IPART Approved</li> </ul>
--	--	--	---

**PRODUCT DATA**

Order Code	223314
Voltage	220-240V
Wattage	32W
Lumen Output	3400Lm
CCT	4000K
IP Rating	IP40
UGR Rating	UGR<22
MacAdams Rating	SDCM≤4
CRI Rating	Ra≥80
Beam Angle	110°
Light Source	SMD Chips
Driver	Remote
Dimmable	No
Connection	1.2 flex and plug
Construction	Extruded aluminium frame / Opal polycarbonate diffuser
Finish	Powder coated
Fitting Colour	White
PF	0.9
Net Weight (kg)	2.05
Lifetime L70B50	50,000 hours
Warranty	5 years



**SUMMARY**

The Destiny Plus is a highly efficient edge-lit panel. Engineered using a PMMA light guide to deliver a lighter, brighter and stronger result. It's also incredibly slim at only 15mm thin. It double insulated and features a pre-wired flex and plug for quick and easy installation. It has a CRI rating of Ra>80 and a MacAdams rating of SDCM<4. Built to last, it features an aluminium frame that is finished in smooth powder-coating for durability and an opal polycarbonate diffuser.



			<ul style="list-style-type: none"> <li>✓ VEET Approved</li> <li>✓ IPART Approved</li> </ul>
--	--	--	---

**PRODUCT DATA**

Order Code	223304
Voltage	220-240V
Wattage	32W
Lumen Output	3400Lm
CCT	4000K
IP Rating	IP40
UGR Rating	UGR<22
MacAdams Rating	SDCM≤4
CRI Rating	Ra≥80
Beam Angle	110°
Light Source	SMD Chips
Driver	Remote
Dimmable	No
Connection	1.2 flex and plug
Construction	Extruded aluminium frame / Opal polycarbonate diffuser
Finish	Powder coated
Fitting Colour	White
PF	0.9
Net Weight (kg)	1.95
Lifetime L70B50	50,000 hours
Warranty	5 years



**SUMMARY**

The Destiny Plus is a highly efficient edge-lit panel. Engineered using a PMMA light guide to deliver a lighter, brighter and stronger result. It's also incredibly slim at only 15mm thin. It double insulated and features a pre-wired flex and plug for quick and easy installation. It has a CRI rating of Ra>80 and a MacAdams rating of SDCM<4. Built to last, it features an aluminium frame that is finished in smooth powder-coating for durability and an opal polycarbonate diffuser.



			<ul style="list-style-type: none"> <li>✓ VEET Approved</li> <li>✓ IPART Approved</li> </ul>
--	--	--	---

**PRODUCT DATA**

Order Code	223324
Voltage	220-240V
Wattage	50W
Lumen Output	5000Lm
CCT	4000K
IP Rating	IP40
UGR Rating	UGR<22
MacAdams Rating	SDCM≤4
CRI Rating	Ra≥80
Beam Angle	110°
Light Source	SMD Chips
Driver	Remote Flicker-Free
Dimmable	No
Connection	1.2 flex and plug
Construction	Extruded aluminium frame / Opal polycarbonate diffuser
Finish	Powder coated
Fitting Colour	White
PF	0.9
Net Weight (kg)	4.31
Lifetime L70B50	50,000 hours
Warranty	5 years

**SUMMARY**

The Destiny Plus tri-colour is a highly efficient edge-lit panel. Engineered using a PMMA light guide to deliver a lighter, brighter and stronger result. It's also incredibly slim at only 15mm thin. It features Tri-Colour selectable technology, giving installers the choice of 3 colour temperatures in 1 fitting, and a pre-wired flex and plug for quick and easy installation. It has a CRI rating of Ra>80 and a MacAdams rating of SDCM<4. Built to last, it has an aluminium frame that is finished in smooth powder-coating for durability and an opal polycarbonate diffuser.



			<ul style="list-style-type: none"> <li>✓ VEET Approved</li> <li>✓ IPART Approved</li> </ul>
--	--	--	---

**PRODUCT DATA**

Order Code	221009
Voltage	220-240V
Wattage	17W
Lumen Output 3K	1400Lm
Lumen Output 4K	1700Lm
Lumen Output 5.7K	1600Lm
CCT	Tri-Colour Selectable - 3K / 4K / 5.7K
IP Rating	IP40
UGR Rating	UGR<22
MacAdams Rating	SDCM≤4
CRI Rating	Ra≥80
Beam Angle	110°
Light Source	SMD Chips
Driver	Remote
Dimmable	No
Connection	1.2 flex and plug
Construction	Extruded aluminium frame / Opal polycarbonate diffuser
Finish	Powder coated
Fitting Colour	White
PF	0.9
Net Weight (kg)	1.17
Lifetime L70B50	50,000 hours
Warranty	5 years

--	--	--	--	--	--	--



**SUMMARY**

The Destiny Plus tri-colour is a highly efficient edge-lit panel. Engineered using a PMMA light guide to deliver a lighter, brighter and stronger result. It's also incredibly slim at only 15mm thin. It features Tri-Colour selectable technology, giving installers the choice of 3 colour temperatures in 1 fitting, and a pre-wired flex and plug for quick and easy installation. It has a CRI rating of Ra>80 and a MacAdams rating of SDCM<4. Built to last, it has an aluminium frame that is finished in smooth powder-coating for durability and an opal polycarbonate diffuser.



			<ul style="list-style-type: none"> <li>✓ <b>VEET</b> Approved</li> <li>✓ <b>IPART</b> Approved</li> </ul>
--	--	--	---

**PRODUCT DATA**

Order Code	221000
Voltage	220-240V
Wattage	17W
Lumen Output 4K	1600Lm
Lumen Output 5K	1700Lm
Lumen Output 6.5K	1600Lm
CCT	Tri-Colour Selectable - 4K / 5K / 6.5K
IP Rating	IP40
UGR Rating	UGR<22
MacAdams Rating	SDCM≤4
CRI Rating	Ra≥80
Beam Angle	110°
Light Source	SMD Chips
Driver	Remote
Dimmable	No
Connection	1.2 flex and plug
Construction	Extruded aluminium frame / Opal polycarbonate diffuser
Finish	Powder coated
Fitting Colour	White
PF	0.9
Net Weight (kg)	1.17
Lifetime L70B50	50,000 hours
Warranty	5 years

**SUMMARY**

The Destiny Plus tri-colour is a highly efficient edge-lit panel. Engineered using a PMMA light guide to deliver a lighter, brighter and stronger result. It's also incredibly slim at only 15mm thin. It features Tri-Colour selectable technology, giving installers the choice of 3 colour temperatures in 1 fitting, and a pre-wired flex and plug for quick and easy installation. It has a CRI rating of Ra>80 and a MacAdams rating of SDCM<4. Built to last, it has an aluminium frame that is finished in smooth powder-coating for durability and an opal polycarbonate diffuser.



			<ul style="list-style-type: none"> <li>✓ <b>VEET</b> Approved</li> <li>✓ <b>IPART</b> Approved</li> </ul>
--	--	--	---

**PRODUCT DATA**

Order Code	221010
Voltage	220-240V
Wattage	32W
Lumen Output 3K	2800Lm
Lumen Output 4K	3400Lm
Lumen Output 5.7K	3200Lm
CCT	Tri-Colour Selectable - 3K / 4K / 5.7K
IP Rating	IP40
UGR Rating	UGR<22
MacAdams Rating	SDCM≤4
CRI Rating	Ra≥80
Beam Angle	110°
Light Source	SMD Chips
Driver	Remote
Dimmable	No
Connection	1.2 flex and plug
Construction	Extruded aluminium frame / Opal polycarbonate diffuser
Finish	Powder coated
Fitting Colour	White
PF	0.9
Net Weight (kg)	1.95
Lifetime L70B50	50,000 hours
Warranty	5 years



**SUMMARY**

The Destiny Plus tri-colour is a highly efficient edge-lit panel. Engineered using a PMMA light guide to deliver a lighter, brighter and stronger result. It's also incredibly slim at only 15mm thin. It features Tri-Colour selectable technology, giving installers the choice of 3 colour temperatures in 1 fitting, and a pre-wired flex and plug for quick and easy installation. It has a CRI rating of Ra>80 and a MacAdams rating of SDCM<4. Built to last, it has an aluminium frame that is finished in smooth powder-coating for durability and an opal polycarbonate diffuser.



			<p>✓ <b>VEET</b> Approved</p> <p>✓ <b>IPART</b> Approved</p>
--	--	--	--

**PRODUCT DATA**

Order Code	221008
Voltage	220-240V
Wattage	32W
Lumen Output 3K	2800Lm
Lumen Output 4K	3400Lm
Lumen Output 5.7K	3200Lm
CCT	Tri-Colour Selectable - 3K / 4K / 5.7K
IP Rating	IP40
UGR Rating	UGR<22
MacAdams Rating	SDCM≤4
CRI Rating	Ra≥80
Beam Angle	110°
Light Source	SMD Chips
Driver	Remote
Dimmable	No
Connection	1.2 flex and plug
Construction	Extruded aluminium frame / Opal polycarbonate diffuser
Finish	Powder coated
Fitting Colour	White
PF	0.9
Net Weight (kg)	2.05
Lifetime L70B50	50,000 hours
Warranty	5 years

**SUMMARY**

The Destiny Plus tri-colour is a highly efficient edge-lit panel. Engineered using a PMMA light guide to deliver a lighter, brighter and stronger result. It's also incredibly slim at only 15mm thin. It features Tri-Colour selectable technology, giving installers the choice of 3 colour temperatures in 1 fitting, and a pre-wired flex and plug for quick and easy installation. It has a CRI rating of Ra>80 and a MacAdams rating of SDCM<4. Built to last, it has an aluminium frame that is finished in smooth powder-coating for durability and an opal polycarbonate diffuser.



--	--	--

**PRODUCT DATA**

Order Code	221001
Voltage	220-240V
Wattage	32W
Lumen Output 4K	3200Lm
Lumen Output 5K	3400Lm
Lumen Output 6.5K	3200Lm
CCT	Tri-Colour Selectable - 4K / 5K / 6.5K
IP Rating	IP40
UGR Rating	UGR<22
MacAdams Rating	SDCM≤4
CRI Rating	Ra≥80
Beam Angle	110°
Light Source	SMD Chips
Driver	Remote
Dimmable	No
Connection	1.2 flex and plug
Construction	Extruded aluminium frame / Opal polycarbonate diffuser
Finish	Powder coated
Fitting Colour	White
PF	0.9
Net Weight (kg)	1.95
Lifetime L70B50	50,000 hours
Warranty	5 years



**SUMMARY**

The Destiny Plus tri-colour is a highly efficient edge-lit panel. Engineered using a PMMA light guide to deliver a lighter, brighter and stronger result. It's also incredibly slim at only 15mm thin. It features Tri-Colour selectable technology, giving installers the choice of 3 colour temperatures in 1 fitting, and a pre-wired flex and plug for quick and easy installation. It has a CRI rating of Ra>80 and a MacAdams rating of SDCM<4. Built to last, it has an aluminium frame that is finished in smooth powder-coating for durability and an opal polycarbonate diffuser.



			<ul style="list-style-type: none"> <li>✓ VEET Approved</li> <li>✓ IPART Approved</li> </ul>
--	--	--	---

**PRODUCT DATA**

Order Code	221002
Voltage	220-240V
Wattage	32W
Lumen Output 4K	3200Lm
Lumen Output 5K	3400Lm
Lumen Output 6.5K	3200Lm
CCT	Tri-Colour Selectable - 4K / 5K / 6.5K
IP Rating	IP40
UGR Rating	UGR<22
MacAdams Rating	SDCM≤4
CRI Rating	Ra≥80
Beam Angle	110°
Light Source	SMD Chips
Driver	Remote
Dimmable	No
Connection	1.2 flex and plug
Construction	Extruded aluminium frame / Opal polycarbonate diffuser
Finish	Powder coated
Fitting Colour	White
PF	0.9
Net Weight (kg)	2.05
Lifetime L70B50	50,000 hours
Warranty	5 years

**SUMMARY**

The Destiny Plus tri-colour is a highly efficient edge-lit panel. Engineered using a PMMA light guide to deliver a lighter, brighter and stronger result. It's also incredibly slim at only 15mm thin. It features Tri-Colour selectable technology, giving installers the choice of 3 colour temperatures in 1 fitting, and a pre-wired flex and plug for quick and easy installation. It has a CRI rating of Ra>80 and a MacAdams rating of SDCM<4. Built to last, it has an aluminium frame that is finished in smooth powder-coating for durability and an opal polycarbonate diffuser.



			<ul style="list-style-type: none"> <li>✓ VEET Approved</li> <li>✓ IPART Approved</li> </ul>
--	--	--	---

**PRODUCT DATA**

Order Code	221003
Voltage	220-240V
Wattage	50W
Lumen Output 4K	5000Lm
Lumen Output 5K	5100Lm
Lumen Output 6.5K	5000Lm
CCT	Tri-Colour Selectable - 4K / 5K / 6.5K
IP Rating	IP40
UGR Rating	UGR<22
MacAdams Rating	SDCM≤4
CRI Rating	Ra≥80
Beam Angle	110°
Light Source	SMD Chips
Driver	Remote
Dimmable	No
Connection	1.2 flex and plug
Construction	Extruded aluminium frame / Opal polycarbonate diffuser
Finish	Powder coated
Fitting Colour	White
PF	0.9
Net Weight (kg)	4.31
Lifetime L70B50	50,000 hours
Warranty	5 years



**SUMMARY**

The Destiny Plus low UGR is a highly efficient low glare edge-lit panel. Engineered using a PMMA light guide to deliver a lighter, brighter and stronger result. It's also incredibly slim at only 13mm thin. It features a pre-wired flex and plug for quick and easy installation. It also features CRI rating of Ra>80 and a MacAdams rating of SDCM<3. Built to last, it has an aluminium frame that is finished in smooth powder-coating for durability and a micro-prism diffuser.



			<ul style="list-style-type: none"> <li>✓ VEET Approved</li> <li>✓ IPART Approved</li> </ul>
--	--	--	---

**PRODUCT DATA**

Order Code	223334
Voltage	220-240V
Wattage	17W
Lumen Output	1600Lm
CCT	4000K
IP Rating	IP40
UGR Rating	UGR<19
MacAdams Rating	SDCM≤3
CRI Rating	Ra≥80
Beam Angle	90°
Light Source	SMD Chips
Driver	Remote
Dimmable	No
Connection	1.2 flex and plug
Construction	Extruded aluminium frame / Micro-prism diffuser
Finish	Powder coated
Fitting Colour	White
PF	0.9
Net Weight (kg)	1.16
Lifetime L70B50	50,000 hours
Warranty	5 years



**SUMMARY**

The Destiny Plus low UGR is a highly efficient low glare edge-lit panel. Engineered using a PMMA light guide to deliver a lighter, brighter and stronger result. It's also incredibly slim at only 13mm thin. It features a pre-wired flex and plug for quick and easy installation. It also features CRI rating of Ra>80 and a MacAdams rating of SDCM<3. Built to last, it has an aluminium frame that is finished in smooth powder-coating for durability and a micro-prism diffuser.



			<ul style="list-style-type: none"> <li>✓ VEET Approved</li> <li>✓ IPART Approved</li> </ul>
--	--	--	---


**PRODUCT DATA**

Order Code	223344
Voltage	220-240V
Wattage	32W
Lumen Output	3400Lm
CCT	4000K
IP Rating	IP40
UGR Rating	UGR<19
MacAdams Rating	SDCM≤3
CRI Rating	Ra≥80
Beam Angle	90°
Light Source	SMD Chips
Driver	Remote
Dimmable	No
Connection	1.2 flex and plug
Construction	Extruded aluminium frame / Micro-prism diffuser
Finish	Powder coated
Fitting Colour	White
PF	0.9
Net Weight (kg)	1.95
Lifetime L70B50	50,000 hours
Warranty	5 years



**SUMMARY**

The Destiny Plus low UGR is a highly efficient low glare edge-lit panel. Engineered using a PMMA light guide to deliver a lighter, brighter and stronger result. It's also incredibly slim at only 13mm thin. It features a pre-wired flex and plug for quick and easy installation. It also features CRI rating of Ra>80 and a MacAdams rating of SDCM<3. Built to last, it has an aluminium frame that is finished in smooth powder-coating for durability and a micro-prism diffuser.



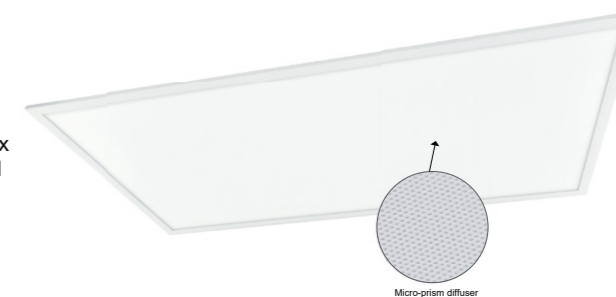
			<ul style="list-style-type: none"> <li>✓ VEET Approved</li> <li>✓ IPART Approved</li> </ul>
--	--	--	---

**PRODUCT DATA**

Order Code	223354
Voltage	220-240V
Wattage	32W
Lumen Output	3400Lm
CCT	4000K
IP Rating	IP40
UGR Rating	UGR<19
MacAdams Rating	SDCM≤3
CRI Rating	Ra≥80
Beam Angle	90°
Light Source	SMD Chips
Driver	Remote
Dimmable	No
Connection	1.2 flex and plug
Construction	Extruded aluminium frame / Micro-prism diffuser
Finish	Powder coated
Fitting Colour	White
PF	0.9
Net Weight (kg)	2.12
Lifetime L70B50	50,000 hours
Warranty	5 years

**SUMMARY**

The Destiny Plus low UGR is a highly efficient low glare edge-lit panel. Engineered using a PMMA light guide to deliver a lighter, brighter and stronger result. It's also incredibly slim at only 13mm thin. It features a pre-wired flex and plug for quick and easy installation. It also features CRI rating of Ra>80 and a MacAdams rating of SDCM<3. Built to last, it has an aluminium frame that is finished in smooth powder-coating for durability and a micro-prism diffuser.



			<ul style="list-style-type: none"> <li>✓ VEET Approved</li> <li>✓ IPART Approved</li> </ul>
--	--	--	---

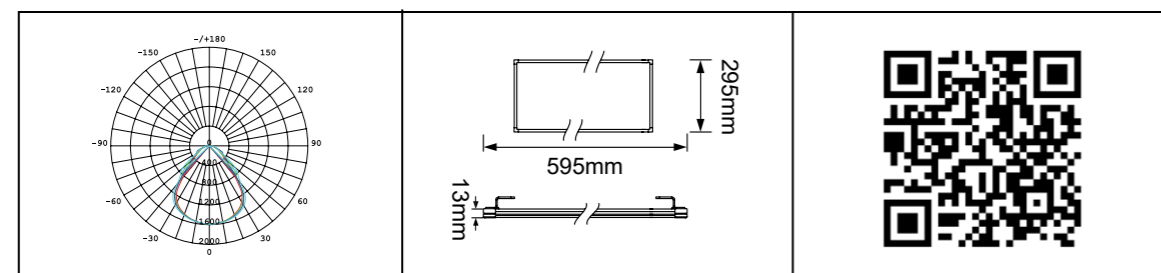
**PRODUCT DATA**

Order Code	223364
Voltage	220-240V
Wattage	50W
Lumen Output	5000Lm
CCT	4000K
IP Rating	IP40
UGR Rating	UGR<19
MacAdams Rating	SDCM≤3
CRI Rating	Ra≥80
Beam Angle	90°
Light Source	SMD Chips
Driver	Remote Flicker-Free
Dimmable	No
Connection	1.2 flex and plug
Construction	Extruded aluminium frame / Micro-prism diffuser
Finish	Powder coated
Fitting Colour	White
PF	0.9
Net Weight (kg)	4.62
Lifetime L70B50	50,000 hours
Warranty	5 years



**SUMMARY**

The Destiny Plus cyanosis is a highly efficient edge-lit panel that is COI compliant and has a CRI rating of Ra>90. Engineered using a PMMA light guide to deliver a lighter, brighter and stronger result. It's also incredibly slim at only 13mm thin. It features a remote Flicker-Free driver for ocular health and cognitive wellbeing and a pre-wired flex and plug for quick and easy installation. It has a low glare rating of UGR<19 and a MacAdams rating of SDCM<3. Built to last, it has an aluminium frame that is finished in smooth powder-coating for durability and an opal polycarbonate diffuser.

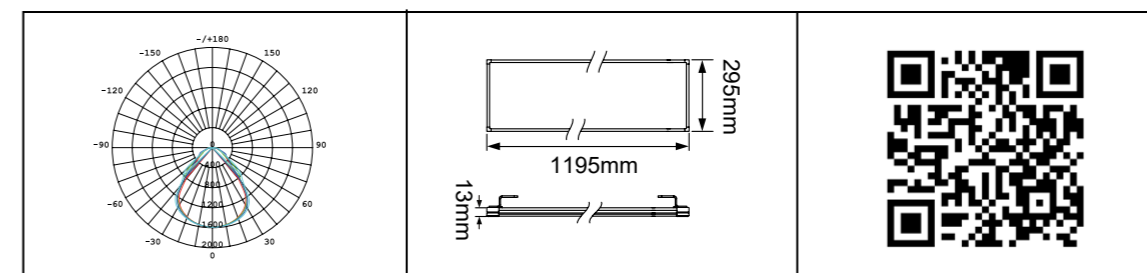


**PRODUCT DATA**

Order Code	223634
Voltage	220-240V
Wattage	18W
Lumen Output	1250Lm
CCT	4000K
IP Rating	IP40
COI Compliant	Yes
UGR Rating	UGR<19
MacAdams Rating	SDCM≤3
CRI Rating	Ra≥90
Beam Angle	90°
Light Source	SMD Chips
Driver	Remote Flicker-Free
Dimmable	No
Connection	1.2 flex and plug
Construction	Extruded aluminium frame / Opal polycarbonate diffuser
Finish	Powder coated
Fitting Colour	White
PF	0.9
Net Weight (kg)	1.17
Lifetime L70B50	50,000 hours
Warranty	5 years

**SUMMARY**

The Destiny Plus cyanosis is a highly efficient edge-lit panel that is COI compliant and has a CRI rating of Ra>90. Engineered using a PMMA light guide to deliver a lighter, brighter and stronger result. It's also incredibly slim at only 13mm thin. It features a remote Flicker-Free driver for ocular health and cognitive wellbeing and a pre-wired flex and plug for quick and easy installation. It has a low glare rating of UGR<19 and a MacAdams rating of SDCM<3. Built to last, it has an aluminium frame that is finished in smooth powder-coating for durability and an opal polycarbonate diffuser.



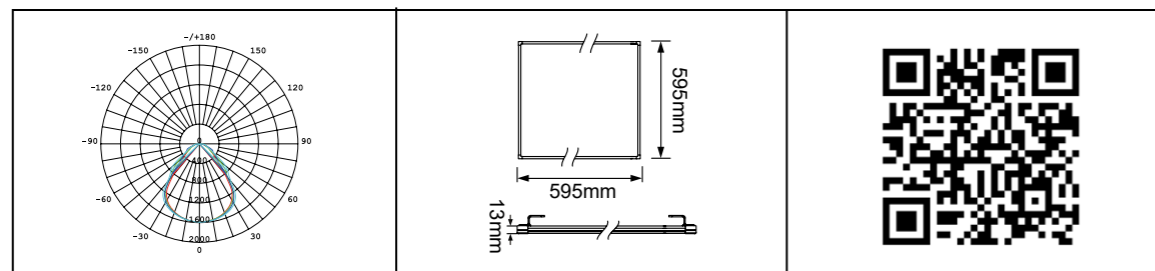
**PRODUCT DATA**

Order Code	223654
Voltage	220-240V
Wattage	32W
Lumen Output	2900Lm
CCT	4000K
IP Rating	IP40
COI Compliant	Yes
UGR Rating	UGR<19
MacAdams Rating	SDCM≤3
CRI Rating	Ra≥90
Beam Angle	90°
Light Source	SMD Chips
Driver	Remote Flicker-Free
Dimmable	No
Connection	1.2 flex and plug
Construction	Extruded aluminium frame / Opal polycarbonate diffuser
Finish	Powder coated
Fitting Colour	White
PF	0.9
Net Weight (kg)	2.05
Lifetime L70B50	50,000 hours
Warranty	5 years



**SUMMARY**

The Destiny Plus cyanosis is a highly efficient edge-lit panel that is COI compliant and has a CRI rating of Ra>90. Engineered using a PMMA light guide to deliver a lighter, brighter and stronger result. It's also incredibly slim at only 13mm thin. It features a remote Flicker-Free driver for ocular health and cognitive wellbeing and a pre-wired flex and plug for quick and easy installation. It has a low glare rating of UGR<19 and a MacAdams rating of SDCM<3. Built to last, it has an aluminium frame that is finished in smooth powder-coating for durability and an opal polycarbonate diffuser.

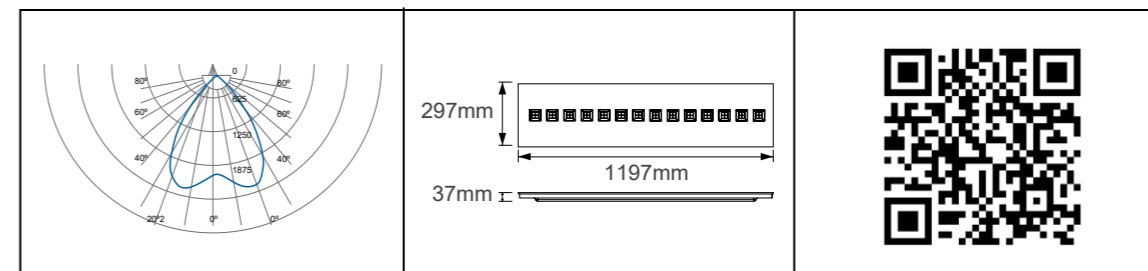



**PRODUCT DATA**

Order Code	223644
Voltage	220-240V
Wattage	32W
Lumen Output	2900Lm
CCT	4000K
IP Rating	IP40
COI Compliant	Yes
UGR Rating	UGR<19
MacAdams Rating	SDCM≤3
CRI Rating	Ra≥90
Beam Angle	90°
Light Source	SMD Chips
Driver	Remote Flicker-Free
Dimmable	No
Connection	1.2 flex and plug
Construction	Extruded aluminium frame / Opal polycarbonate diffuser
Finish	Powder coated
Fitting Colour	White
PF	0.9
Net Weight (kg)	1.94
Lifetime L70B50	50,000 hours
Warranty	5 years

**SUMMARY**

The Kudos is an architectural ultra low glare fitting suitable for the most demanding applications. It features high efficiency SMD LED chips and a remote Flicker-Free driver for ocular health and cognitive wellbeing. It also features a pre-wired flex and plug for quick and easy installation. Rated to IP20, it has a CRI rating of Ra>80 and a MacAdams rating of SDCM<3. Designed to impress and built to last it features a metal frame and a parabolic reflector system.



**PRODUCT DATA**

Order Code	223534
Voltage	220-240V
Wattage	Multi-Watt Selectable
	20W   16W   13W   11W
Lumen Output	2600Lm   2100Lm   1700Lm   1430Lm
CCT	4000K
IP Rating	IP40
UGR Rating	UGR<19
MacAdams Rating	SDCM≤3
CRI Rating	Ra>80
Beam Angle	90°
Light Source	SMD Chips
Driver	Remote Flicker-Free
Dimmable	No
Connection	1.2 flex and plug
Construction	Metal frame
Finish	Powder coated
Fitting Colour	White
PF	0.9
Net Weight (kg)	3.21
Lifetime L70B50	50,000 hours
Warranty	5 years



**SUMMARY**

The Baklite is an LED back-lit panel solution for commercial applications. Engineered to be slim for easy handling and installation, it's only 33mm thin. It features high efficiency SMD LED chips and a remote Flicker-Free driver for ocular health and cognitive wellbeing. It also features a pre-wired flex and plug for quick and easy installation. Rated to IP54, it has a CRI rating of Ra>80 and a MacAdams rating of SDCM<4. Built to last, it has a metal frame and opal polycarbonate diffuser. This product is HEERS approved.



			<ul style="list-style-type: none"> <li>✓ <b>VEET</b> Approved</li> <li>✓ <b>IPART</b> Approved</li> <li>✓ <b>HEERS</b> Approved</li> </ul>
--	--	--	--

**PRODUCT DATA**

Order Code	223574
Voltage	220-240V
Wattage	25W
Lumen Output	3000Lm
CCT	4000K
IP Rating	IP40
UGR Rating	UGR<22
MacAdams Rating	SDCM≤4
CRI Rating	Ra≥80
Beam Angle	110°
Light Source	SMD Chips
Driver	Remote Flicker-Free
Dimmable	No
Connection	1.2 flex and plug
Construction	Metal frame / Opal polycarbonate diffuser
Finish	Powder coated
Fitting Colour	White
PF	0.9
Net Weight (kg)	1.70
Lifetime L70B50	50,000 hours
Warranty	3 years



**SUMMARY**

The Baklite is an LED back-lit panel solution for commercial applications. Engineered to be slim for easy handling and installation, it's only 33mm thin. It features high efficiency SMD LED chips and a remote Flicker-Free driver for ocular health and cognitive wellbeing. It also features a pre-wired flex and plug for quick and easy installation. Rated to IP54, it has a CRI rating of Ra>80 and a MacAdams rating of SDCM<4. Built to last, it has a metal frame and opal polycarbonate diffuser. This product is HEERS approved.



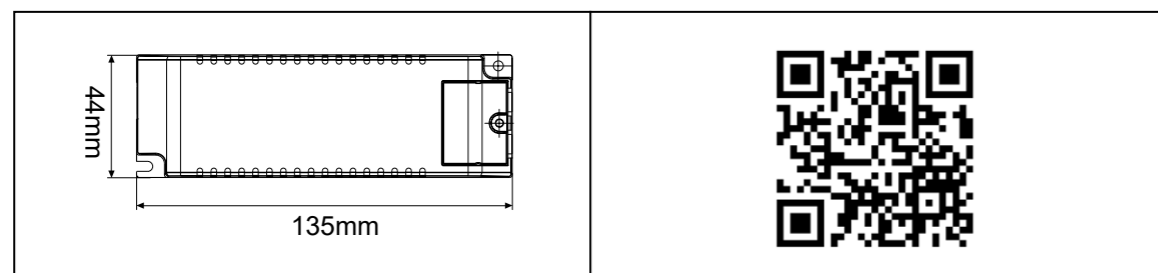
			<ul style="list-style-type: none"> <li>✓ <b>VEET</b> Approved</li> <li>✓ <b>IPART</b> Approved</li> <li>✓ <b>HEERS</b> Approved</li> </ul>
--	--	--	--

**PRODUCT DATA**

Order Code	223575
Voltage	220-240V
Wattage	25W
Lumen Output	3000Lm
CCT	5000K
IP Rating	IP40
UGR Rating	UGR<22
MacAdams Rating	SDCM≤4
CRI Rating	Ra≥80
Beam Angle	110°
Light Source	SMD Chips
Driver	Remote Flicker-Free
Dimmable	No
Connection	1.2 flex and plug
Construction	Metal frame / Opal polycarbonate diffuser
Finish	Powder coated
Fitting Colour	White
PF	0.9
Net Weight (kg)	1.70
Lifetime L70B50	50,000 hours
Warranty	3 years

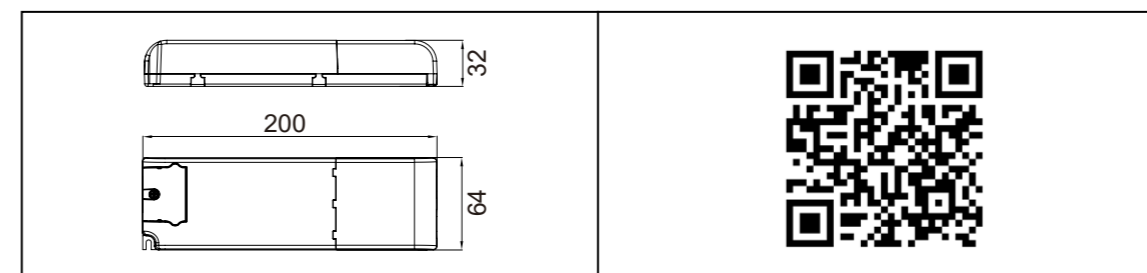






**PRODUCT DATA - 950mA**

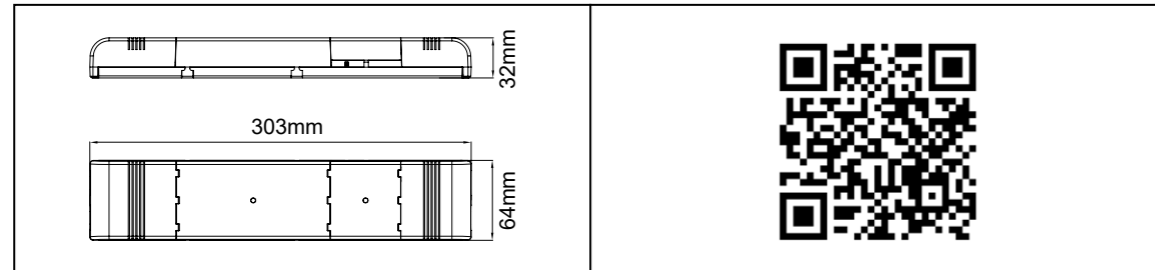
Order Code	17001
Output Current	700mA
Max. Output Power	35W
Min. Forward Voltage	20V
Max. Forward Voltage	42V
Max. Tc Point	85°C
Ambient Temperature ta	-20~+40°C
IP Rating	IP20
Dimmable	Yes
Compatibility	Destiny Plus: 223304, 223344, 221001, 221010, 223314, 223354, 221002, 221008. Destiny: 223644, 223654.
Warranty	5 years



**PRODUCT DATA**

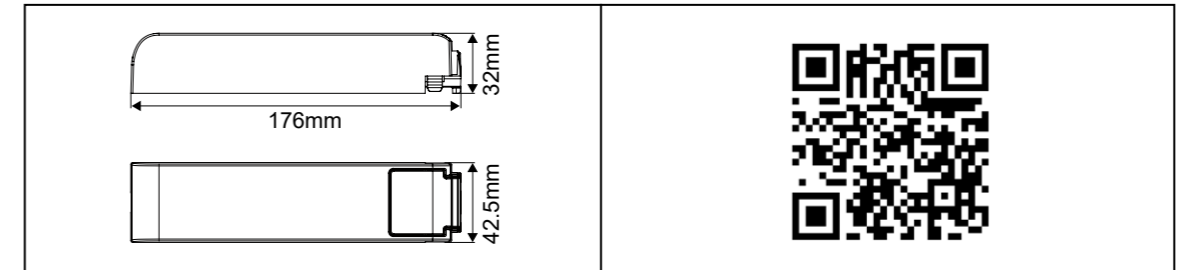
Order Code	2223							
Output Current	950mA	850mA	800mA	750mA	700mA	650mA	600mA	500mA
Max. Output Power	37W	33W	36W	34W	31.5W	29.5W	27W	22.5W
Min. Forward Voltage	30V	30V	30V	30V	30V	30V	30V	30V
Max. Forward Voltage	39V	39V	45V	45V	45V	45V	45V	45V
Typ. power consumption (230V, 50Hz, full load)	42W	37.5W	40.5W	38W	35.5W	33W	30.5W	26W
Typ. current consumption (230V, 50Hz, full load)	190mA	170mA	180mA	170mA	160mA	150mA	150mA	150mA
IP Rating	IP20							
Dimmable	Yes							
Compatibility	Destiny Plus: 223334, 221009, 221000, 223304, 223344, 221001, 221010, 223314, 223354, 221002, 221008. Destiny: 223634, 223644, 223654.							
Warranty	5 years							





**PRODUCT DATA**

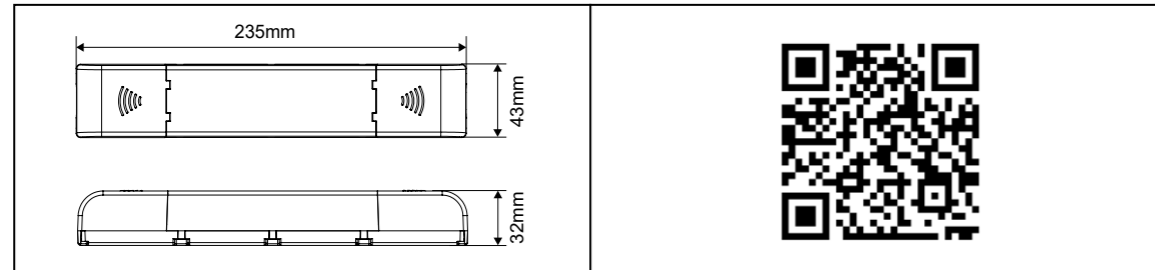
Order Code	2224								
Output Current	1400mA	1350mA	1300mA	1250mA	1200mA	1150mA	1100mA	1050mA	
Max. Output Power	59W	57W	55W	53W	50W	48W	46W	44W	
Min. Forward Voltage	30V	30V	30V	30V	30V	30V	30V	30V	
Max. Forward Voltage	42V	42V	42V	42V	42V	42V	42V	42V	
Typ. power consumption (230V, 50Hz, full load)	67W	64W	62W	59W	57W	54W	52W	50W	
Typ. current consumption (230V, 50Hz, full load)	300mA	290mA	280mA	267mA	256mA	246mA	235mA	224mA	
IP Rating	IP20								
Dimmable	Yes								
Compatibility	Destiny Plus: 223324, 223364, 221003.								
Warranty	5 years								



**PRODUCT DATA**

Order Code	2221			
Output Current	650mA	750mA	850mA	950mA
Max. Output Power	25.4W	29.3W	33W	37W
Min. Forward Voltage	30V	30V	30V	30V
Max. Forward Voltage	39V	39V	39V	39V
Typ. power consumption (230V, 50Hz, full load)	29W	33W	37W	42W
Typ. current consumption (230V, 50Hz, full load)	140mA	155mA	170mA	190mA
IP Rating	IP20			
Dimmable	No			
Compatibility	Destiny Plus: 223304, 223344, 221001, 221010, 223314, 223354, 221002, 221008. Destiny: 223644, 223654, 221008.			
Warranty	5 years			





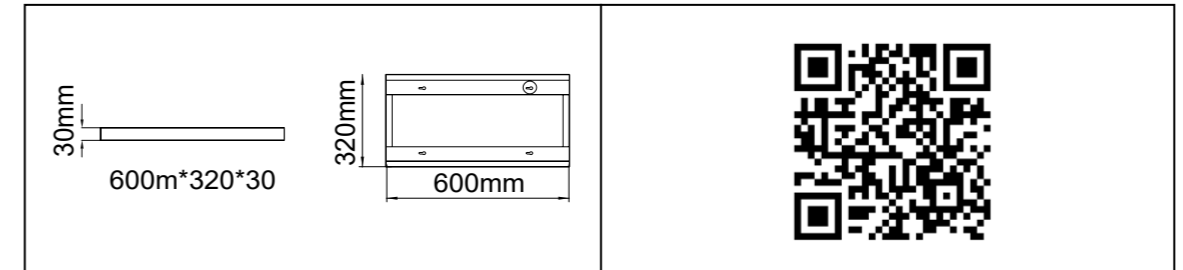
**PRODUCT DATA**

Order Code	2222			
Output Current	300mA	350mA	450mA	550mA
Max. Output Power	12.6W	14.7W	18.9W	23.1W
Min. Forward Voltage	30V	30V	30V	30V
Max. Forward Voltage	42V	42V	42V	42V
Typ. power consumption (230V, 50Hz, full load)	14W	17W	22W	26W
Typ. current consumption (230V, 50Hz, full load)	70mA	80mA	100mA	120mA
IP Rating	IP20			
Dimmable	No			
Compatibility	Destiny Plus: 223334, 221009, 221000. Destiny: 223634			
Warranty	5 years			



**SUMMARY**

Specially designed to accommodate Energetic LED panels, this frame offers an alternative mounting solution to suit individual preferences and application requirements. Built to last, they're incredibly sturdy but also light in weight for easy handling and installation.



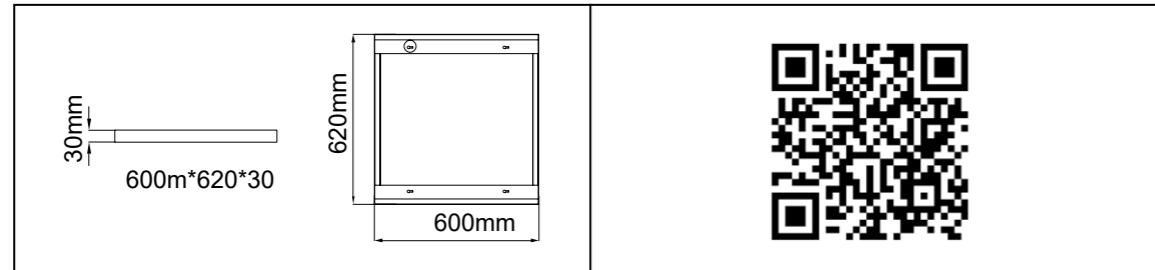

**PRODUCT DATA**

Order Code	302017		
To Suit Size of LED Panel	L(mm)	W(mm)	H(mm)
	≤596	292-295	≤15
Compatibility	Destiny Plus: 221009, 221000, 223334. Destiny: 223634		
Net Weight (kg)	0.54		
Warranty	5 years		



**SUMMARY**

Specially designed to accommodate Energetic LED panels, this frame offers an alternative mounting solution to suit individual preferences and application requirements. Built to last, they're incredibly sturdy but also light in weight for easy handling and installation.



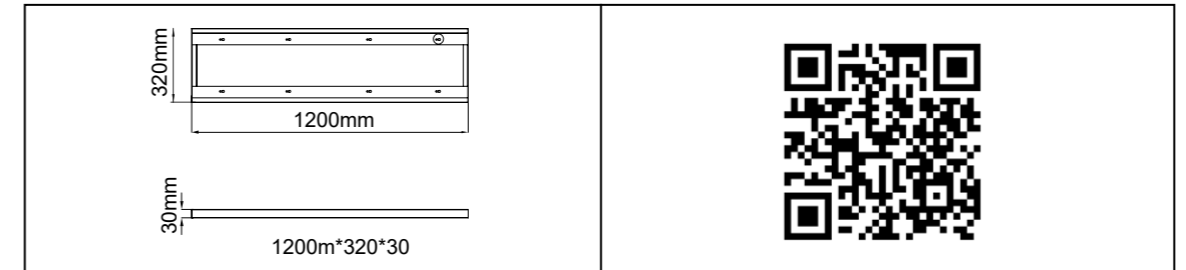
**PRODUCT DATA**

Order Code	302018		
To Suit Size of LED Panel	L(mm)	W(mm)	H(mm)
	≤596	592-595	≤15
Compatibility	Destiny Plus: 221010, 221001, 223344, 223304. Destiny: 223644		
Net Weight (kg)	0.63		
Warranty	5 years		



**SUMMARY**

Specially designed to accommodate Energetic LED panels, this frame offers an alternative mounting solution to suit individual preferences and application requirements. Built to last, they're incredibly sturdy but also light in weight for easy handling and installation.



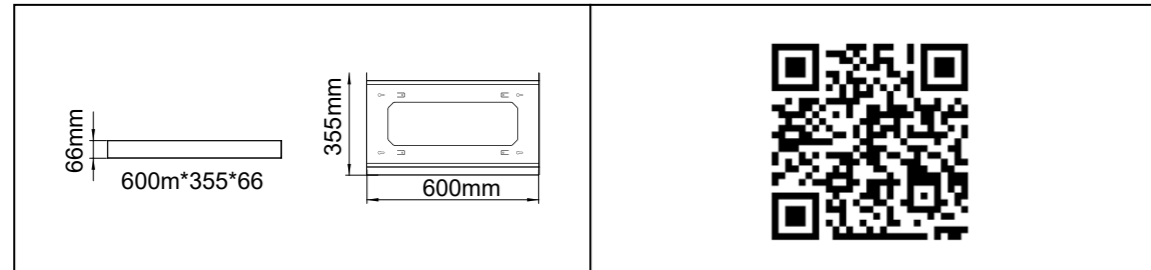
**PRODUCT DATA**

Order Code	302019		
To Suit Size of LED Panel	L(mm)	W(mm)	H(mm)
	≤1196	292-295	≤15
Compatibility	Destiny Pro: 223694 Destiny Plus: 221008, 221002, 223354, 223314. Destiny: 223654		
Net Weight (kg)	0.99		
Warranty	5 years		



**SUMMARY**

Specially designed to accommodate Energetic LED panels, this frame offers an alternative mounting solution to suit individual preferences and application requirements. Built to last, they're incredibly sturdy but also light in weight for easy handling and installation.



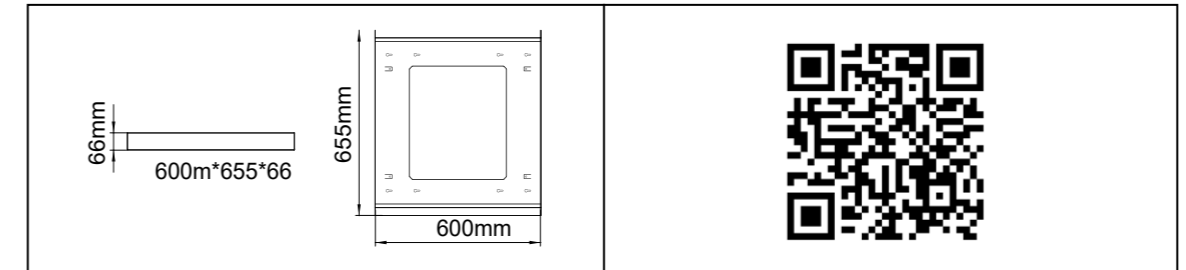

**PRODUCT DATA**

Order Code	302001		
To Suit Size of LED Panel	L(mm)	W(mm)	H(mm)
	≤596	290-296	≤30
Compatibility	Destiny Plus: 221009, 221000, 223334, 222407. Destiny: 223634		
Net Weight (kg)	1.85		
Warranty	5 years		



**SUMMARY**

Specially designed to accommodate Energetic LED panels, this frame offers an alternative mounting solution to suit individual preferences and application requirements. Built to last, they're incredibly sturdy but also light in weight for easy handling and installation.



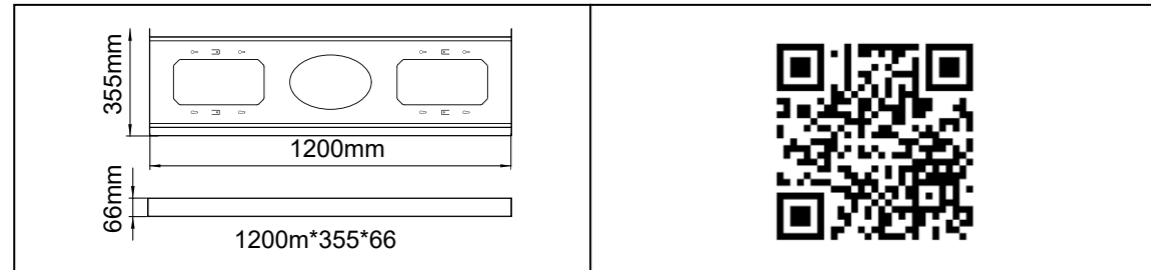
**PRODUCT DATA**

Order Code	302002		
To Suit Size of LED Panel	L(mm)	W(mm)	H(mm)
	≤596	590-596	≤30
Compatibility	Destiny Plus: 221010, 221001, 223344, 223304. Destiny: 223644		
Net Weight (kg)	2.65		
Warranty	5 years		



**SUMMARY**

Specially designed to accommodate Energetic LED panels, this frame offers an alternative mounting solution to suit individual preferences and application requirements. Built to last, they're incredibly sturdy but also light in weight for easy handling and installation.



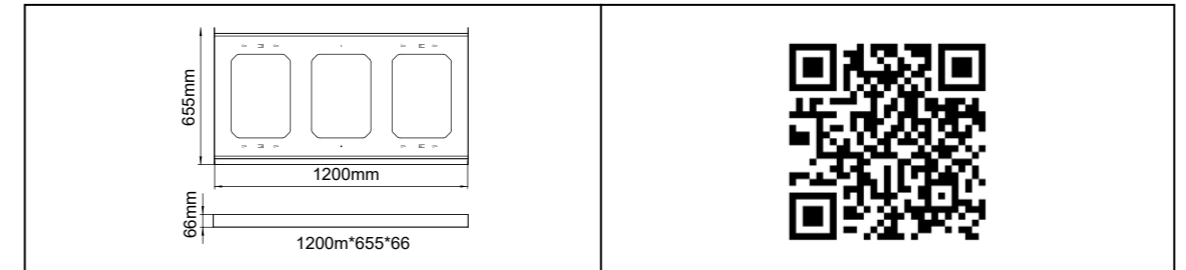

**PRODUCT DATA**

Order Code	302003		
To Suit Size of LED Panel	L(mm)	W(mm)	H(mm)
	≤1196	290-296	≤30
Compatibility	Destiny Pro: 223694 Destiny Plus: 221008, 221002, 223354, 223314. Destiny: 223654 Baklite: 223574, 223575.		
Net Weight (kg)	3.46		
Warranty	5 years		



**SUMMARY**

Specially designed to accommodate Energetic LED panels, this frame offers an alternative mounting solution to suit individual preferences and application requirements. Built to last, they're incredibly sturdy but also light in weight for easy handling and installation.



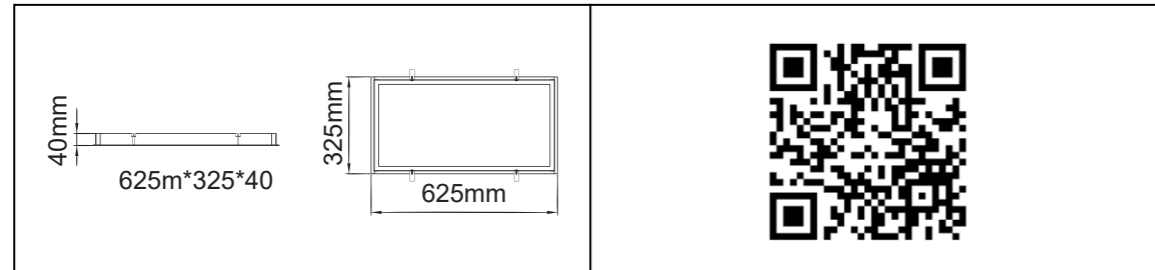
**PRODUCT DATA**

Order Code	302004		
To Suit Size of LED Panel	L(mm)	W(mm)	H(mm)
	≤1196	590-596	≤30
Compatibility	Destiny Plus: 221003, 223364, 223324.		
Net Weight (kg)	4.70		
Warranty	5 years		



**SUMMARY**

Specially designed to accommodate Energetic LED panels, this frame offers an alternative mounting solution to suit individual preferences and application requirements. Built to last, they're incredibly sturdy but also light in weight for easy handling and installation.



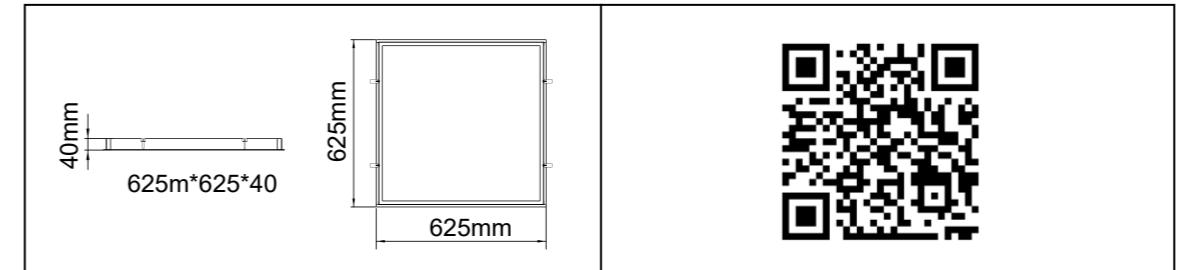
**PRODUCT DATA**

Order Code	302005		
To Suit Size of LED Panel	L(mm)	W(mm)	H(mm)
	590-600	290-296	N/A
Compatibility	Destiny Plus: 221009, 221000, 223334, 223634.		
Net Weight (kg)	0.50		
Warranty	5 years		



**SUMMARY**

Specially designed to accommodate Energetic LED panels, this frame offers an alternative mounting solution to suit individual preferences and application requirements. Built to last, they're incredibly sturdy but also light in weight for easy handling and installation.



**PRODUCT DATA**

Order Code	302006		
To Suit Size of LED Panel	L(mm)	W(mm)	H(mm)
	590-600	590-596	N/A
Compatibility	Destiny Plus: 221010, 221001, 223344, 223304. Destiny: 223644		
Net Weight (kg)	0.70		
Warranty	5 years		



**SUMMARY**

Specially designed to accommodate Energetic LED panels, this frame offers an alternative mounting solution to suit individual preferences and application requirements. Built to last, they're incredibly sturdy but also light in weight for easy handling and installation.



--	--

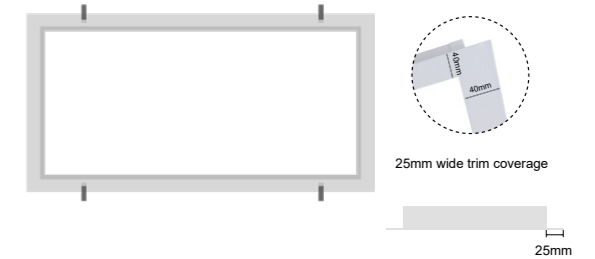
**PRODUCT DATA**

Order Code	302007		
To Suit Size of LED Panel	L(mm) 1190-1200	W(mm) 290-296	H(mm) N/A
Compatibility	Destiny Pro: 223694 Destiny Plus: 221008, 221002, 223354, 223314. Destiny: 223654 Baklite: 223574, 223575.		
Net Weight (kg)	0.90		
Warranty	5 years		



**SUMMARY**

Specially designed to accommodate Energetic LED panels, this frame offers an alternative mounting solution to suit individual preferences and application requirements. Built to last, they're incredibly sturdy but also light in weight for easy handling and installation.



--	--

**PRODUCT DATA**

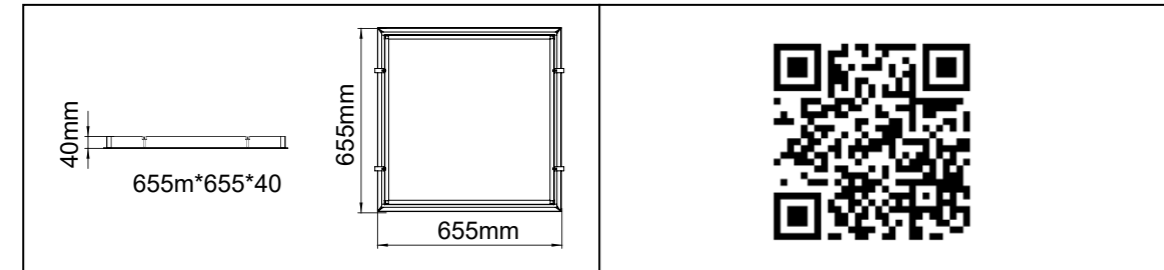
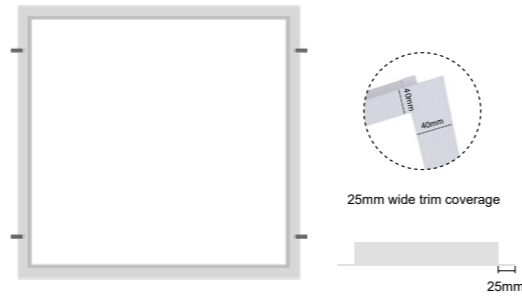
Order Code	302014		
To Suit Size of LED Panel	L(mm) 590-600	W(mm) 290-296	H(mm) N/A
Compatibility	Destiny Plus: 221009, 221000, 223334. Destiny: 223634		
Net Weight (kg)	0.55		
Warranty	5 years		





**SUMMARY**

Specially designed to accommodate Energetic LED panels, this frame offers an alternative mounting solution to suit individual preferences and application requirements. Built to last, they're incredibly sturdy but also light in weight for easy handling and installation.



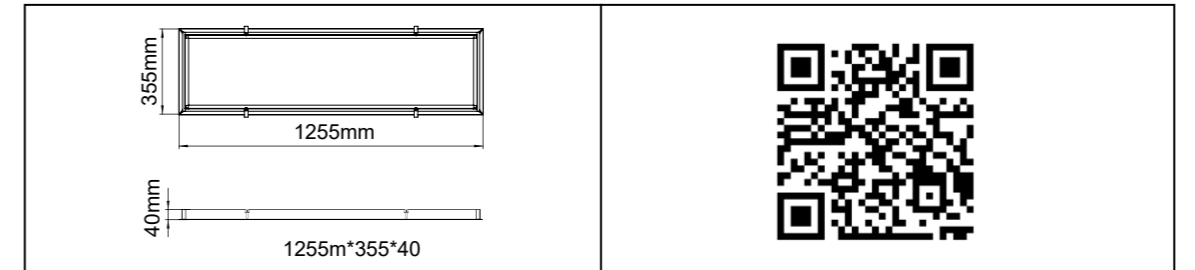
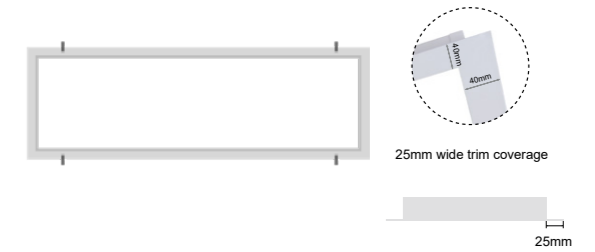
**PRODUCT DATA**

Order Code	302015		
To Suit Size of LED Panel	L(mm)	W(mm)	H(mm)
	590-600	590-596	N/A
Compatibility	Destiny Plus: 221010, 221001, 223344, 223304. Destiny: 223644		
Net Weight (kg)	0.73		
Warranty	5 years		



**SUMMARY**

Specially designed to accommodate Energetic LED panels, this frame offers an alternative mounting solution to suit individual preferences and application requirements. Built to last, they're incredibly sturdy but also light in weight for easy handling and installation.



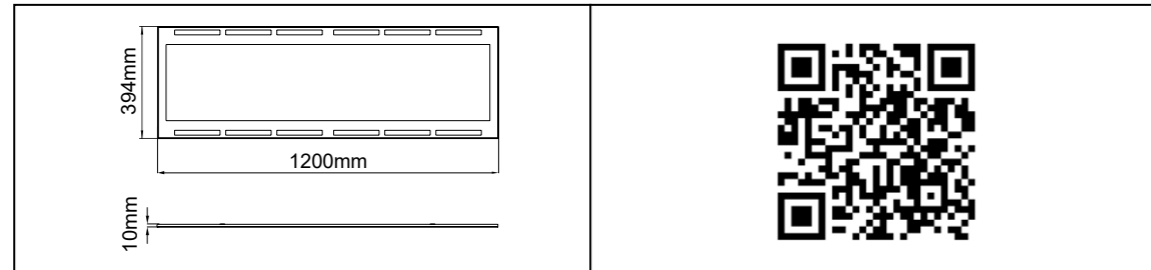
**PRODUCT DATA**

Order Code	302016		
To Suit Size of LED Panel	L(mm)	W(mm)	H(mm)
	1190-1200	290-296	N/A
Compatibility	Destiny Pro: 223694 Destiny Plus: 221008, 221002, 223354, 223314. Destiny: 223654 Baklite: 223574, 223575.		
Net Weight (kg)	0.92		
Warranty	5 years		



**SUMMARY**

Specially designed to accommodate Energetic LED panels, this frame offers an alternative mounting solution to suit individual preferences and application requirements. Built to last, they're incredibly sturdy but also light in weight for easy handling and installation.



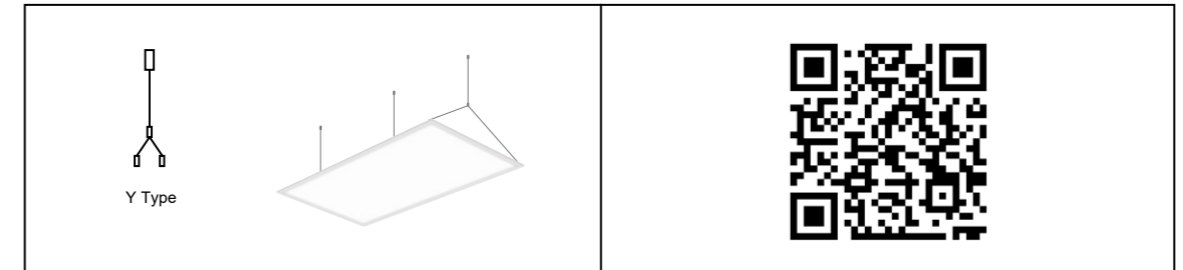

**PRODUCT DATA**

Order Code	302024		
To Suit Size of LED Panel	L(mm)	W(mm)	H(mm)
	1190-1196	290-297	N/A
Compatibility	Destiny Pro: 223694 Destiny Plus: 221008, 221002, 223354, 223314. Destiny: 223654 Baklite: 223574, 223575.		
Net Weight (kg)	1.32		
Warranty	5 years		



**SUMMARY**

The Suspension Kits offer an alternative mounting solution for LED panels. Made from stainless steel for durability, the height of suspension can easily be adjusted for individual preference or application requirements.



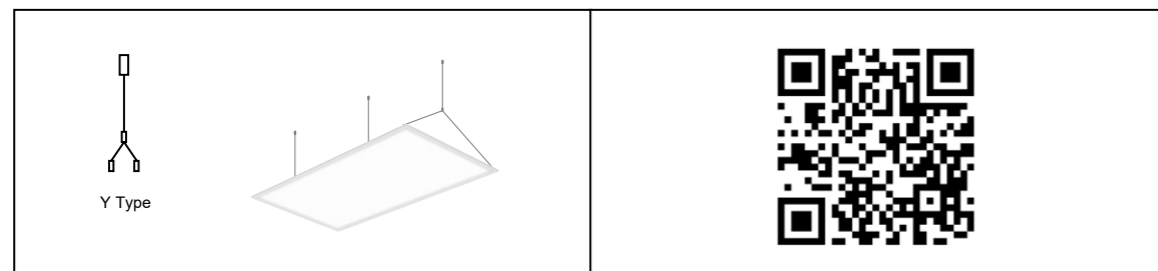

**PRODUCT DATA - Type Y**

Order Code	312007
Length	1.5m
Material	Stainless steel
Compatibility	Destiny Plus: 223334, 221009, 221000, 223304, 223344, 221001, 221010, 223314, 223354, 221002, 221008. Destiny: 223634, 223644, 223654.
Warranty	5 years



**SUMMARY**

The Suspension Kits offer an alternative mounting solution for LED panels. Made from stainless steel for durability, the height of suspension can easily be adjusted for individual preference or application requirements.



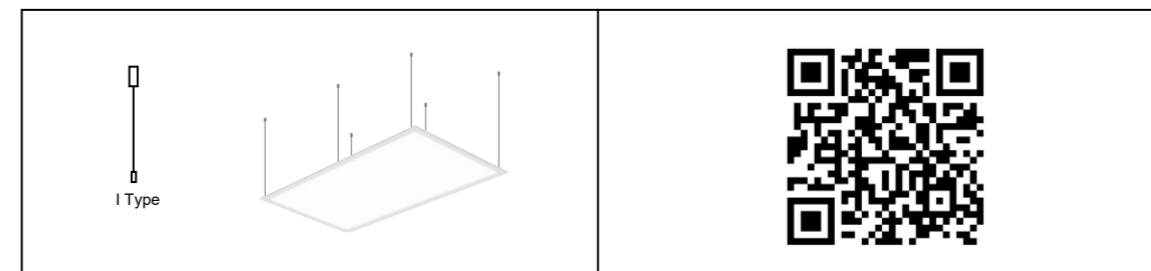
**PRODUCT DATA - Type Y**

Order Code	312009
Length	1.5m
Material	Stainless steel
Compatibility	Destiny Plus: 223324, 223364, 221003.
Warranty	5 years



**SUMMARY**

The Suspension Kits offer an alternative mounting solution for LED panels. Made from stainless steel for durability, the height of suspension can easily be adjusted for individual preference or application requirements.



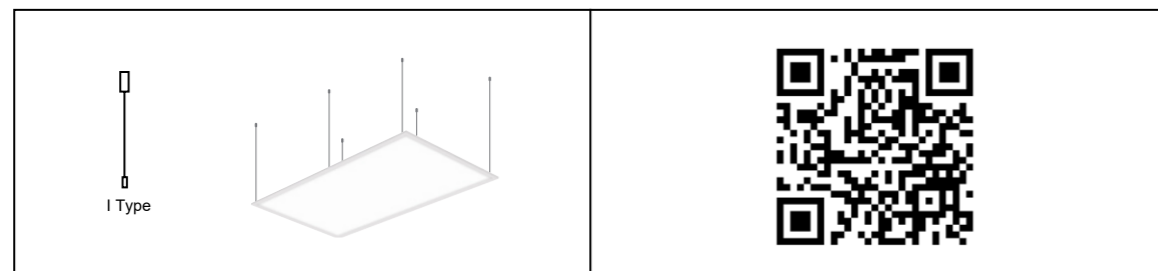
**PRODUCT DATA - Type I**

Order Code	312008
Length	1.8m
Material	Stainless steel
Compatibility	Destiny Plus: 223334, 221009, 221000, 223304, 223344, 221001, 221010, 223314, 223354, 221002, 221008. Destiny: 223634, 223644, 223654.
Warranty	5 years



**SUMMARY**

The Suspension Kits offer an alternative mounting solution for LED panels. Made from stainless steel for durability, the height of suspension can easily be adjusted for individual preference or application requirements.



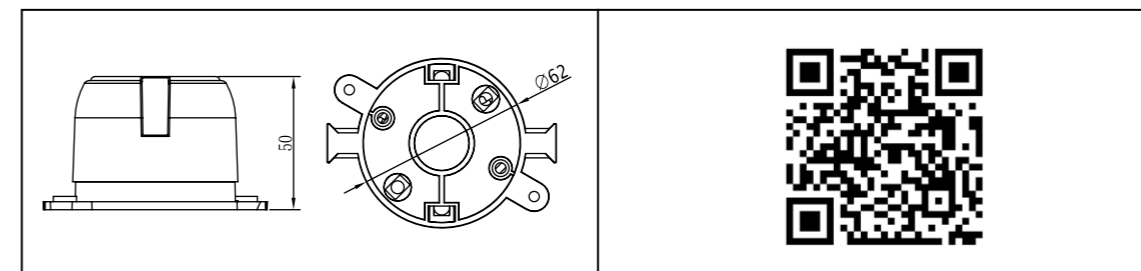
**PRODUCT DATA - Type I**

Order Code	312010
Length	1.8m
Material	Stainless steel
Compatibility	Destiny Plus: 223324, 223364, 221003.
Warranty	5 years



**SUMMARY**

A 10amp surface mount socket that's super easy to fit-off. With the installer in mind, this single-outlet plug base is back-wired and features 4 large terminals for excellent visibility and ease of wiring. It also features a transparent snap-on base plate for fuss-free mounting and installation. Incredibly durable, it has a high-impact polycarbonate housing and is fully approved to all relevant Australian standards.



**PRODUCT DATA**

Order Code	243009
Voltage	220-240V
Rated Current	10A
Construction	Polycarbonate
Fitting Colour	White - Transparent snap-on base plate cover
Warranty	3 years



**energetic**  
Smarter lighting

QUALITY • INNOVATION • CONVENIENCE

# CATEGORY OVERVIEW

## BATTENS



**Stellar V Wide**  
IP20 Batten  
2ft / Five-Colour / Multi-Watt  
P. 77



**Stellar V Wide**  
IP20 Batten  
4ft / Five-Colour / Multi-Watt  
P. 78



**Stellar V Wide**  
IP20 Sensor Batten  
2ft / Five-Colour / Multi-Watt  
P. 79



**Stellar V Wide**  
IP20 Sensor Batten  
4ft / Five-Colour / Multi-Watt  
P. 80



**Stellar V Wide**  
IP20 Emergency Batten  
2ft / Five-Colour / Multi-Watt  
P. 81



**Stellar V Wide**  
IP20 Emergency Batten  
4ft / Five-Colour / Multi-Watt  
P. 82



**Stellar V Wide**  
IP20 Sensor & Emergency Batten  
2ft Five-Colour / Multi-Watt  
P. 83



**Stellar V Wide**  
IP20 Sensor & Emergency Batten  
4ft / Five-Colour / Multi-Watt  
P. 84



**Stellar V**  
IP20 Batten  
2ft / Five-Colour / Multi-Watt  
P. 85



**Stellar V**  
IP20 Batten  
4ft / Five-Colour / Multi-Watt  
P. 86



**Stellar V**  
IP20 Sensor Batten  
2ft / Five-Colour / Multi-Watt  
P. 87



**Stellar V**  
IP20 Sensor Batten  
4ft / Five-Colour / Multi-Watt  
P. 88

CLICK THUMBAIL TO SEE DATASHEET

# CATEGORY OVERVIEW

QUALITY • INNOVATION • CONVENIENCE

## BATTENS (CONTINUED)



**Stellar V**  
IP20 Emergency Batten  
4ft / Five-Colour / Multi-Watt  
P. 89

**Stellar V**  
IP20 Sensor & Emergency Batten  
4ft / Five-Colour / Multi-Watt  
P. 90

**Stellar V Nova**  
IP20 Batten  
2ft / Five-Colour / Multi-Watt  
P. 91

**Stellar V Nova**  
IP20 Batten  
4ft / Five-Colour / Multi-Watt  
P. 92




**Tempest V**  
IP65 Sensor Batten  
5ft / Five-Colour / Multi-Watt  
P. 101

**Tempest V**  
IP65 Emergency Batten  
2ft / Five-Colour / Multi-Watt  
P. 102

**Tempest V**  
IP65 Emergency Batten  
4ft / Five-Colour / Multi-Watt  
P. 103

**Tempest V**  
IP65 Emergency Batten  
5ft / Five-Colour / Multi-Watt  
P. 104



**Stellar**  
IP20 Batten  
2ft / 4000K / Multi-Watt  
P. 93

**Stellar**  
IP20 Batten  
4ft / 4000K / Multi-Watt  
P. 94

**Stellar Wide**  
IP20 Batten  
4ft / 4000K / Multi-Watt  
P. 95

**Tempest V**  
IP65 Batten  
2ft / Five-Colour / Multi-Watt  
P. 96



**Tempest V**  
IP65 Sensor & Emergency Batten  
2ft / Five-Colour / Multi-Watt  
P. 105

**Tempest V**  
IP65 Sensor & Emergency Batten  
4ft / Five-Colour / Multi-Watt  
P. 106

**Tempest Nova**  
IP65 Batten  
5ft / Tri-Colour / 60W  
P. 107

**Tempest Nova**  
IP65 Emergency Batten  
5ft / Tri-Colour / 60W  
P. 108



**Tempest V**  
IP65 Batten  
4ft / Five-Colour / Multi-Watt  
P. 97

**Tempest V**  
IP65 Batten  
5ft / Five-Colour / Multi-Watt  
P. 98

**Tempest V**  
IP65 Sensor Batten  
2ft / Five-Colour / Multi-Watt  
P. 99

**Tempest V**  
IP65 Sensor Batten  
4ft / Five-Colour / Multi-Watt  
P. 100



**Tempest Gen3**  
IP65 Batten  
4ft / 4000K / Multi-Watt  
P. 109

**Tempest Gen3**  
IP65 Emergency Batten  
4ft / 4000K / Multi-Watt  
P. 110

**Club**  
IP40 Linkable Batten  
4000K / 4W  
P. 111

**Club**  
IP40 Linkable Batten  
4000K / 8.5W  
P. 112

## CATEGORY OVERVIEW

### BATTENS (CONTINUED)



**Club**  
IP40 Linkable Batten  
5000K / 8.5W  
P. 113



**Club**  
IP40 Linkable Batten  
4000K / 10.5W  
P. 114



**Club**  
IP40 Linkable Batten  
4000K / 12.5W  
P. 115



**Topik**  
IP20 Batten  
4000K / Multi-Watt  
P. 116



**Topik**  
IP20 Batten  
4ft / 5000K / Multi-Watt  
P. 117



**D40L Driver**  
DALI 2.0 Driver  
Batten Accessory  
P. 118



**D50L Driver**  
DALI 2.0 Driver  
Batten Accessory  
P. 119



**Remote Control**  
Sensor Batten Compatible  
Batten Accessory  
P. 120



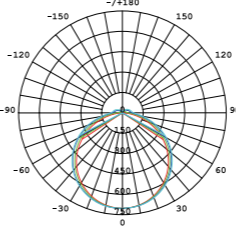
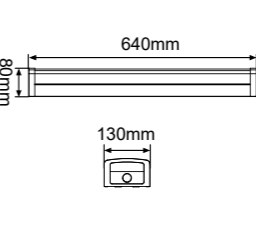



**S316 Stainless Steel Clip**  
Tempest V & Tempest Gen3 Compatible  
Batten Accessory  
P. 121

CLICK THUMBNAIL TO SEE DATASHEET

#### SUMMARY

The Stellar V Wide is an IP20 batten ideal for the retrofit market in commercial and industrial applications. It features Five-Colour selectable and Multi-Watt selectable technologies, giving installers the choice of 5 colour temperatures and 3 wattages in 1 fitting so that fewer varieties are required to meet a broader range of needs. With the installer in mind, the Stellar V has been engineered with a clever toolless end cap and quick-to-fit single piece LED light module. It also incorporates multiple cable entry points and a large 6mm terminal block.



			<ul style="list-style-type: none"> <li> <b>VEET</b> Approved</li> <li> <b>IPART</b> Approved</li> </ul>
---	---	---	---

#### PRODUCT DATA

Order Code	211025		
Voltage	220-240V		
Wattage	Multi-Watt Selectable		
	20W	14W	10W
Lumen Output 3K	1800Lm	1260Lm	900Lm
Lumen Output 4K, 5K, 5.7K & 6.5K	2000Lm	1400Lm	1000Lm
CCT	Five-Colour Selectable - 3K / 4K / 5K / 5.7K / 6.5K		
IP Rating	IP20		
Beam Angle	120°		
Light Source	SMD Chips		
Driver	Integrated Flicker-Free		
Dimmable	No		
Construction	Metal body / opal polycarbonate diffuser		
Fitting Colour	White		
PF	0.9		
Net Weight (kg)	1.52		
Lifetime L70B50	50,000 hours		
Warranty	5 years		



**SUMMARY**

The Stellar V Wide is an IP20 batten ideal for the retrofit market in commercial and industrial applications. It features Five-Colour selectable and Multi-Watt selectable technologies, giving installers the choice of 5 colour temperatures and 8 wattages in 1 fitting so that fewer varieties are required to meet a broader range of needs. With the installer in mind, the Stellar V has been engineered with a clever toolless end cap and quick-to-fit single piece LED light module. It also incorporates multiple cable entry points and a large 6mm terminal block.



			<p>✓ <b>VEET</b> Approved</p> <p>✓ <b>IPART</b> Approved</p>
--	--	--	--

**PRODUCT DATA**

Order Code	211026
Voltage	220-240V
Wattage	Multi-Watt Selectable
	40W   36W   30W   26W   24W   20W   14W   10W
Lumen Output 3K	3600Lm   3240Lm   2700Lm   2340Lm   2160Lm   1800Lm   1260Lm   900Lm
Lumen Output 4K, 5K, 5.7K & 6.5K	4000Lm   3600Lm   3000Lm   2600Lm   2400Lm   2000Lm   1400Lm   1000Lm
CCT	Five-Colour Selectable - 3K / 4K / 5K / 5.7K / 6.5K
IP Rating	IP20
Beam Angle	120°
Light Source	SMD Chips
Driver	Integrated Flicker-Free
Dimmable	No
Construction	Metal body / opal polycarbonate diffuser
Fitting Colour	White
PF	0.9
Net Weight (kg)	2.65
Lifetime L70B50	50,000 hours
Warranty	5 years



**SUMMARY**

The Stellar V Wide is an IP20 batten ideal for the retrofit market in commercial and industrial applications. It features Five-Colour selectable and Multi-Watt selectable technologies, giving installers the choice of 5 colour temperatures and 3 wattages in 1 fitting so that fewer varieties are required to meet a broader range of needs. With the installer in mind, the Stellar V has been engineered with a clever toolless end cap and quick-to-fit single piece LED light module. It also incorporates multiple cable entry points and a large 6mm terminal block. The integrated sensor's dimming function can be conveniently controlled from a distance with the compatible remote control - available to order separately.



			<p>✓ <b>VEET</b> Approved</p> <p>✓ <b>IPART</b> Approved</p>
--	--	--	--

**PRODUCT DATA**

Order Code	211025DS
Voltage	220-240V
Wattage	Multi-Watt Selectable
	20W   14W   10W
Lumen Output 3K	1800Lm   1260Lm   900Lm
Lumen Output 4K, 5K, 5.7K & 6.5K	2000Lm   1400Lm   1000Lm
CCT	Five-Colour Selectable - 3K / 4K / 5K / 5.7K / 6.5K
IP Rating	IP20
Beam Angle	120°
Light Source	SMD Chips
Driver	Integrated
Dimmable	Yes. 0-10V
Construction	Metal body / opal polycarbonate diffuser
Fitting Colour	White
PF	0.9
Net Weight (kg)	1.54
Lifetime L70B50	50,000 hours
Warranty	5 years

**OPTIONAL ACCESSORIES**

ITEM	ORDER CODE
Remote Control	213979





**SUMMARY**

The Stellar V Wide is an IP20 batten ideal for the retrofit market in commercial and industrial applications. It features Five-Colour selectable and Multi-Watt selectable technologies, giving installers the choice of 5 colour temperatures and 8 wattages in 1 fitting so that fewer varieties are required to meet a broader range of needs. With the installer in mind, the Stellar V has been engineered with a clever toolless end cap and quick-to-fit single piece LED light module. It also incorporates multiple cable entry points and a large 6mm terminal block. The integrated sensor's dimming function can be conveniently controlled from a distance with the compatible remote control - available to order separately.



			<ul style="list-style-type: none"> <li>✓ VEET Approved</li> <li>✓ IPART Approved</li> </ul>
--	--	--	---

**PRODUCT DATA**

Order Code	211026DS
Voltage	220-240V
Wattage	Multi-Watt Selectable 40W   36W   30W   26W   24W   20W   14W   10W
Lumen Output 3K	3600Lm   3240Lm   2700Lm   2340Lm   2160Lm   1800Lm   1260Lm   900Lm
Lumen Output 4K, 5K, 5.7K & 6.5K	4000Lm   3600Lm   3000Lm   2600Lm   2400Lm   2000Lm   1400Lm   1000Lm
CCT	Five-Colour Selectable - 3K / 4K / 5K / 5.7K / 6.5K
IP Rating	IP20
Beam Angle	120°
Light Source	SMD Chips
Driver	Integrated
Dimmable	Yes. 0-10V
Construction	Metal body / opal polycarbonate diffuser
Fitting Colour	White
PF	0.9
Net Weight (kg)	2.67
Lifetime L70B50	50,000 hours
Warranty	5 years

**OPTIONAL ACCESSORIES**

ITEM	ORDER CODE
Remote Control	213979



**SUMMARY**

The Stellar V Wide is an IP20 batten ideal for the retrofit market in commercial and industrial applications. It features Five-Colour selectable and Multi-Watt selectable technologies, giving installers the choice of 5 colour temperatures and 3 wattages in 1 fitting so that fewer varieties are required to meet a broader range of needs. With the installer in mind, the Stellar V has been engineered with a clever toolless end cap and quick-to-fit single piece LED light module. It also incorporates multiple cable entry points and a large 6mm terminal block. Fully approved to AS/NZS-2293.



			<ul style="list-style-type: none"> <li>✓ VEET Approved</li> <li>✓ IPART Approved</li> </ul>
--	--	--	---

**PRODUCT DATA**

Order Code	211025EM
Voltage	220-240V
Wattage	Multi-Watt Selectable 20W   14W   10W
Lumen Output 3K	1800Lm   1260Lm   900Lm
Lumen Output 4K, 5K, 5.7K & 6.5K	2000Lm   1400Lm   1000Lm
CCT	Five-Colour Selectable - 3K / 4K / 5K / 5.7K / 6.5K
IP Rating	IP20
Beam Angle	120°
Light Source	SMD Chips
Driver	Integrated Flicker-Free
Dimmable	No
Construction	Metal body / opal polycarbonate diffuser
Fitting Colour	White
PF	0.9
EMG Classification	C0:D50 / C90:D32
Battery	LiFePO4
Net Weight (kg)	1.82
Lifetime L70B50	50,000 hours
Warranty	3 years



**SUMMARY**

The Stellar V Wide is an IP20 batten ideal for the retrofit market in commercial and industrial applications. It features Five-Colour selectable and Multi-Watt selectable technologies, giving installers the choice of 5 colour temperatures and 8 wattages in 1 fitting so that fewer varieties are required to meet a broader range of needs. With the installer in mind, the Stellar V has been engineered with a clever toolless end cap and quick-to-fit single piece LED light module. It also incorporates multiple cable entry points and a large 6mm terminal block. Fully approved to AS/NZS-2293.



			<ul style="list-style-type: none"> <li>✓ VEET Approved</li> <li>✓ IPART Approved</li> </ul>
--	--	--	---

**PRODUCT DATA**

Order Code	211026EM
Voltage	220-240V
Wattage	Multi-Watt Selectable 40W   36W   30W   26W   24W   20W   14W   10W
Lumen Output 3K	3600Lm   3240Lm   2700Lm   2340Lm   2160Lm   1800Lm   1260Lm   900Lm
Lumen Output 4K, 5K, 5.7K & 6.5K	4000Lm   3600Lm   3000Lm   2600Lm   2400Lm   2000Lm   1400Lm   1000Lm
CCT	Five-Colour Selectable - 3K / 4K / 5K / 5.7K / 6.5K
IP Rating	IP20
Beam Angle	120°
Light Source	SMD Chips
Driver	Integrated Flicker-Free
Dimmable	No
Construction	Metal body / opal polycarbonate diffuser
Fitting Colour	White
PF	0.9
EMG Classification	C0:D50 / C90:D32
Battery	LiFePO4
Net Weight (kg)	2.95
Lifetime L70B50	50,000 hours
Warranty	3 years



**SUMMARY**

The Stellar V Wide is an IP20 batten ideal for the retrofit market in commercial and industrial applications. It features Five-Colour selectable and Multi-Watt selectable technologies, giving installers the choice of 5 colour temperatures and 3 wattages in 1 fitting so that fewer varieties are required to meet a broader range of needs. With the installer in mind, the Stellar V has been engineered with a clever toolless end cap and quick-to-fit single piece LED light module. It also incorporates multiple cable entry points and a large 6mm terminal block. The integrated sensor's dimming function can be conveniently controlled from a distance with the compatible remote control - available to order separately. Fully approved to AS/NZS-2293.



			<ul style="list-style-type: none"> <li>✓ VEET Approved</li> <li>✓ IPART Approved</li> </ul>
--	--	--	---

**PRODUCT DATA**

Order Code	211025DEMS
Voltage	220-240V
Wattage	Multi-Watt Selectable 20W   14W   10W
Lumen Output 3K	1800Lm   1260Lm   900Lm
Lumen Output 4K, 5K, 5.7K & 6.5K	2000Lm   1400Lm   1000Lm
CCT	Five-Colour Selectable - 3K / 4K / 5K / 5.7K / 6.5K
IP Rating	IP20
Beam Angle	120°
Light Source	SMD Chips
Driver	Integrated
Dimmable	Yes. 0-10V
Construction	Metal body / opal polycarbonate diffuser
Fitting Colour	White
PF	0.9
EMG Classification	C0:D50 / C90:D32
Battery	LiFePO4
Net Weight (kg)	1.84
Lifetime L70B50	50,000 hours
Warranty	3 years

**OPTIONAL ACCESSORIES**

ITEM	ORDER CODE
Remote Control	213979



**SUMMARY**

The Stellar V Wide is an IP20 batten ideal for the retrofit market in commercial and industrial applications. It features Five-Colour selectable and Multi-Watt selectable technologies, giving installers the choice of 5 colour temperatures and 8 wattages in 1 fitting so that fewer varieties are required to meet a broader range of needs. With the installer in mind, the Stellar V has been engineered with a clever toolless end cap and quick-to-fit single piece LED light module. It also incorporates multiple cable entry points and a large 6mm terminal block. The integrated sensor's dimming function can be conveniently controlled from a distance with the compatible remote control - available to order separately. Fully approved to AS/NZS-2293.



			<ul style="list-style-type: none"> <li>✓ VEET Approved</li> <li>✓ IPART Approved</li> </ul>
--	--	--	---

**PRODUCT DATA**

Order Code	211026DEMS
Voltage	220-240V
Wattage	Multi-Watt Selectable 40W   36W   30W   26W   24W   20W   14W   10W
Lumen Output 3K	3600Lm   3240Lm   2700Lm   2340Lm   2160Lm   1800Lm   1260Lm   900Lm
Lumen Output 4K, 5K, 5.7K & 6.5K	4000Lm   3600Lm   3000Lm   2600Lm   2400Lm   2000Lm   1400Lm   1000Lm
CCT	Five-Colour Selectable - 3K / 4K / 5K / 5.7K / 6.5K
IP Rating	IP20
Beam Angle	120°
Light Source	SMD Chips
Driver	Integrated
Dimmable	Yes. 0-10V
Construction	Metal body / opal polycarbonate diffuser
Fitting Colour	White
PF	0.9
EMG Classification	C0:D50 / C90:D32
Battery	LiFePO4
Net Weight (kg)	2.97
Lifetime L70B50	50,000 hours
Warranty	3 years

**OPTIONAL ACCESSORIES**

ITEM	ORDER CODE
Remote Control	213979

**SUMMARY**

The Stellar V is an IP20 batten ideal for commercial and industrial applications. It features Five-Colour selectable and Multi-Watt selectable technologies, giving installers the choice of 5 colour temperatures and 3 wattages in 1 fitting so that fewer varieties are required to meet a broader range of needs. With the installer in mind, the Stellar V has been engineered with a clever toolless end cap and quick-to-fit single piece LED light module. It also incorporates multiple cable entry points and a large 6mm terminal block.



			<ul style="list-style-type: none"> <li>✓ VEET Approved</li> <li>✓ IPART Approved</li> </ul>
--	--	--	---

**PRODUCT DATA**

Order Code	211023
Voltage	220-240V
Wattage	Multi-Watt Selectable 20W   14W   10W
Lumen Output 3K	1800Lm   1260Lm   900Lm
Lumen Output 4K, 5K, 5.7K & 6.5K	2000Lm   1400Lm   1000Lm
CCT	Five-Colour Selectable - 3K / 4K / 5K / 5.7K / 6.5K
IP Rating	IP20
Beam Angle	120°
Light Source	SMD Chips
Driver	Integrated Flicker-Free
Dimmable	No
Construction	Metal body / opal polycarbonate diffuser
Fitting Colour	White
PF	0.9
Net Weight (kg)	1.00
Lifetime L70B50	50,000 hours
Warranty	5 years



**SUMMARY**

The Stellar V is an IP20 batten ideal for commercial and industrial applications. It features Five-Colour selectable and Multi-Watt selectable technologies, giving installers the choice of 5 colour temperatures and 8 wattages in 1 fitting so that fewer varieties are required to meet a broader range of needs. With the installer in mind, the Stellar V has been engineered with a clever toolless end cap and quick-to-fit single piece LED light module. It also incorporates multiple cable entry points and a large 6mm terminal block.



			<p>✓ <b>VEET</b> Approved</p> <p>✓ <b>IPART</b> Approved</p>
--	--	--	--

**PRODUCT DATA**

Order Code	211024
Voltage	220-240V
Wattage	Multi-Watt Selectable 40W   36W   30W   26W   24W   20W   14W   10W
Lumen Output 3K	3600Lm   3240Lm   2700Lm   2340Lm   2160Lm   1800Lm   1260Lm   900Lm
Lumen Output 4K, 5K, 5.7K & 6.5K	4000Lm   3600Lm   3000Lm   2600Lm   2400Lm   2000Lm   1400Lm   1000Lm
CCT	Five-Colour Selectable - 3K / 4K / 5K / 5.7K / 6.5K
IP Rating	IP20
Beam Angle	120°
Light Source	SMD Chips
Driver	Integrated Flicker-Free
Dimmable	No
Construction	Metal body / opal polycarbonate diffuser
Fitting Colour	White
PF	0.9
Net Weight (kg)	1.90
Lifetime L70B50	50,000 hours
Warranty	5 years



**SUMMARY**

The Stellar V is an IP20 batten ideal for commercial and industrial applications. It features Five-Colour selectable and Multi-Watt selectable technologies, giving installers the choice of 5 colour temperatures and 3 wattages in 1 fitting so that fewer varieties are required to meet a broader range of needs. With the installer in mind, the Stellar V has been engineered with a clever toolless end cap and quick-to-fit single piece LED light module. It also incorporates multiple cable entry points and a large 6mm terminal block. The integrated sensor's dimming function can be conveniently controlled from a distance with the compatible remote control - available to order separately.



			<p>✓ <b>VEET</b> Approved</p> <p>✓ <b>IPART</b> Approved</p>
--	--	--	--

**PRODUCT DATA**

Order Code	211023DS
Voltage	220-240V
Wattage	Multi-Watt Selectable 20W   14W   10W
Lumen Output 3K	1800Lm   1260Lm   900Lm
Lumen Output 4K, 5K, 5.7K & 6.5K	2000Lm   1400Lm   1000Lm
CCT	Five-Colour Selectable - 3K / 4K / 5K / 5.7K / 6.5K
IP Rating	IP20
Beam Angle	120°
Light Source	SMD Chips
Driver	Integrated
Dimmable	Yes. 0-10V
Construction	Metal body / opal polycarbonate diffuser
Fitting Colour	White
PF	0.9
Net Weight (kg)	1.02
Lifetime L70B50	50,000 hours
Warranty	5 years

**OPTIONAL ACCESSORIES**

ITEM	ORDER CODE
Remote Control	213979



**SUMMARY**

The Stellar V is an IP20 batten ideal for commercial and industrial applications. It features Five-Colour selectable and Multi-Watt selectable technologies, giving installers the choice of 5 colour temperatures and 8 wattages in 1 fitting so that fewer varieties are required to meet a broader range of needs. With the installer in mind, the Stellar V has been engineered with a clever toolless end cap and quick-to-fit single piece LED light module. It also incorporates multiple cable entry points and a large 6mm terminal block. The integrated sensor's dimming function can be conveniently controlled from a distance with the compatible remote control - available to order separately.



			<ul style="list-style-type: none"> <li>✓ VEET Approved</li> <li>✓ IPART Approved</li> </ul>
--	--	--	---

**PRODUCT DATA**

Order Code	211024DS
Voltage	220-240V
Wattage	Multi-Watt Selectable
	40W   36W   30W   26W   24W   20W   14W   10W
Lumen Output 3K	3600Lm   3240Lm   2700Lm   2340Lm   2160Lm   1800Lm   1260Lm   900Lm
Lumen Output 4K, 5K, 5.7K & 6.5K	4000Lm   3600Lm   3000Lm   2600Lm   2400Lm   2000Lm   1400Lm   1000Lm
CCT	Five-Colour Selectable - 3K / 4K / 5K / 5.7K / 6.5K
IP Rating	IP20
Beam Angle	120°
Light Source	SMD Chips
Driver	Integrated
Dimmable	Yes. 0-10V
Construction	Metal body / opal polycarbonate diffuser
Fitting Colour	White
PF	0.9
Net Weight (kg)	1.92
Lifetime L70B50	50,000 hours
Warranty	5 years

**OPTIONAL ACCESSORIES**

ITEM	ORDER CODE
Remote Control	213979



**SUMMARY**

The Stellar V is an IP20 batten ideal for commercial and industrial applications. It features Five-Colour selectable and Multi-Watt selectable technologies, giving installers the choice of 5 colour temperatures and 8 wattages in 1 fitting so that fewer varieties are required to meet a broader range of needs. With the installer in mind, the Stellar V has been engineered with a clever toolless end cap and quick-to-fit single piece LED light module. It also incorporates multiple cable entry points and a large 6mm terminal block. Fully approved to AS/NZS-2293.



			<ul style="list-style-type: none"> <li>✓ VEET Approved</li> <li>✓ IPART Approved</li> </ul>
--	--	--	---

**PRODUCT DATA**

Order Code	211024EM
Voltage	220-240V
Wattage	Multi-Watt Selectable
	40W   36W   30W   26W   24W   20W   14W   10W
Lumen Output 3K	3600Lm   3240Lm   2700Lm   2340Lm   2160Lm   1800Lm   1260Lm   900Lm
Lumen Output 4K, 5K, 5.7K & 6.5K	4000Lm   3600Lm   3000Lm   2600Lm   2400Lm   2000Lm   1400Lm   1000Lm
CCT	Five-Colour Selectable - 3K / 4K / 5K / 5.7K / 6.5K
IP Rating	IP20
Beam Angle	120°
Light Source	SMD Chips
Driver	Integrated Flicker-Free
Dimmable	No
Construction	Metal body / opal polycarbonate diffuser
Fitting Colour	White
PF	0.9
EMG Classification	C0:D50 / C90:D40
Battery	LiFePO4
Net Weight (kg)	2.18
Lifetime L70B50	50,000 hours
Warranty	3 years



**SUMMARY**

The Stellar V is an IP20 batten ideal for commercial and industrial applications. It features Five-Colour selectable and Multi-Watt selectable technologies, giving installers the choice of 5 colour temperatures and 8 wattages in 1 fitting so that fewer varieties are required to meet a broader range of needs. With the installer in mind, the Stellar V has been engineered with a clever toolless end cap and quick-to-fit single piece LED light module. It also incorporates multiple cable entry points and a large 6mm terminal block. The integrated sensor's dimming function can be conveniently controlled from a distance with the compatible remote control - available to order separately. Fully approved to AS/NZS-2293.



			<ul style="list-style-type: none"> <li>✓ VEET Approved</li> <li>✓ IPART Approved</li> </ul>
--	--	--	---

**PRODUCT DATA**

Order Code	211024DEMS
Voltage	220-240V
Wattage	Multi-Watt Selectable 40W   36W   30W   26W   24W   20W   14W   10W
Lumen Output 3K	3600Lm   3240Lm   2700Lm   2340Lm   2160Lm   1800Lm   1260Lm   900Lm
Lumen Output 4K, 5K, 5.7K & 6.5K	4000Lm   3600Lm   3000Lm   2600Lm   2400Lm   2000Lm   1400Lm   1000Lm
CCT	Five-Colour Selectable - 3K / 4K / 5K / 5.7K / 6.5K
IP Rating	IP20
Beam Angle	120°
Light Source	SMD Chips
Driver	Integrated
Dimmable	Yes. 0-10V
Construction	Metal body / opal polycarbonate diffuser
Fitting Colour	White
PF	0.9
EMG Classification	C0:D50 / C90:D40
Battery	LiFePO4
Net Weight (kg)	2.20
Lifetime L70B50	50,000 hours
Warranty	3 years

**OPTIONAL ACCESSORIES**

ITEM	ORDER CODE
Remote Control	213979



**SUMMARY**

The Stellar V Nova is an IP20 batten for commercial and industrial applications. With first-to-market Five-Colour and Multi-Watt selectable technologies, it offers the flexibility and convenience of 5 colour temperatures and 2 wattages in 1 fitting. Installers can now cater to a broader range of needs with fewer variants, saving time and money. With the installer in mind, it incorporates clever design features to facilitate quick and easy installation like a large 6mm terminal block, quick-to-fit single piece LED light module and multiple cable entry points.



			<ul style="list-style-type: none"> <li>✓ VEET Approved</li> <li>✓ IPART Approved</li> </ul>
--	--	--	---

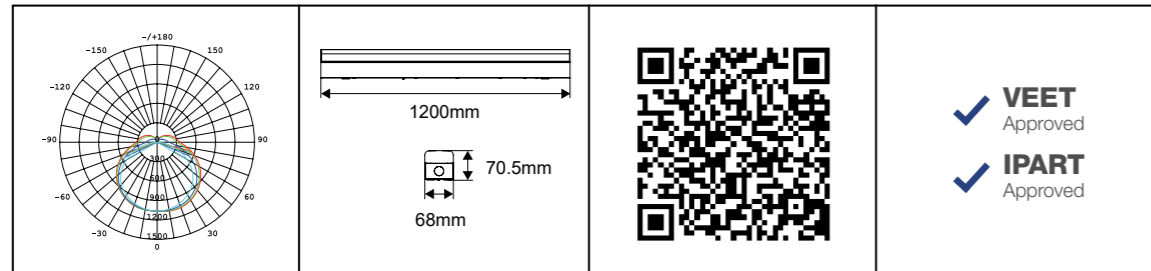
**PRODUCT DATA**

Order Code	211034
Voltage	220-240V
Wattage	Multi-Watt Selectable 20W   10W
Lumen Output 3K	2600Lm   1300Lm
Lumen Output 4K, 5K, 5.7K & 6.5K	2800Lm   1400Lm
CCT	Five-Colour Selectable - 3K / 4K / 5K / 5.7K / 6.5K
IP Rating	IP20
Beam Angle	110°
Light Source	SMD Chips
Driver	Integrated
Dimmable	No
Construction	Metal body / opal polycarbonate diffuser
Fitting Colour	White
PF	0.9
Net Weight (kg)	0.93
Lifetime L70B50	50,000 hours
Warranty	5 years



**SUMMARY**

The Stellar V Nova is an IP20 batten for commercial and industrial applications. With first-to-market Five-Colour and Multi-Watt selectable technologies, it offers the flexibility and convenience of 5 colour temperatures and 2 wattages in 1 fitting. Installers can now cater to a broader range of needs with fewer variants, saving time and money. With the installer in mind, it incorporates clever design features to facilitate quick and easy installation like a large 6mm terminal block, quick-to-fit single piece LED light module and multiple cable entry points.



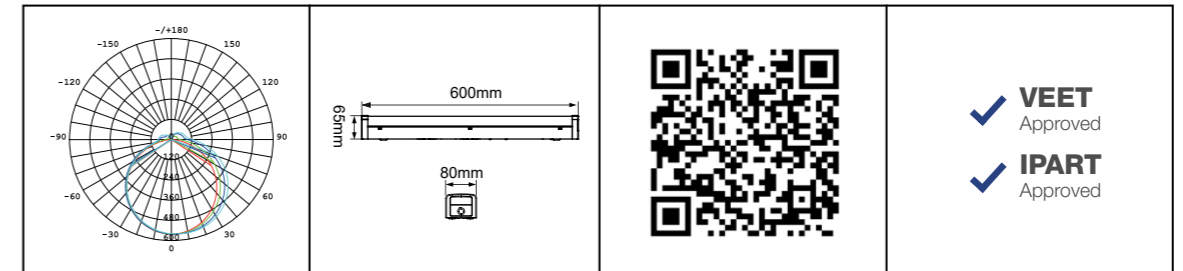
**PRODUCT DATA**

Order Code	211035	
Voltage	220-240V	
Wattage	Multi-Watt Selectable 37W   17W	
Lumen Output 3K	5000Lm	2500Lm
Lumen Output 4K, 5K, 5.7K & 6.5K	5040Lm	2380Lm
CCT	Five-Colour Selectable - 3K / 4K / 5K / 5.7K / 6.5K	
IP Rating	IP20	
Beam Angle	110°	
Light Source	SMD Chips	
Driver	Integrated	
Dimmable	No	
Construction	Metal body / opal polycarbonate diffuser	
Fitting Colour	White	
PF	0.9	
Net Weight (kg)	1.55	
Lifetime L70B50	50,000 hours	
Warranty	5 years	



**SUMMARY**

The Stellar is an IP20 batten ideal for commercial and industrial applications. It features Multi-Watt Selectable technology, giving installers a choice of 2 wattages in 1 fitting for maximum lumen output flexibility. For quick and easy installation, the Stellar has been engineered with a clever toolless end cap and quick-to-fit single piece LED light module. It also incorporates multiple cable entry points and a large 6mm terminal block.



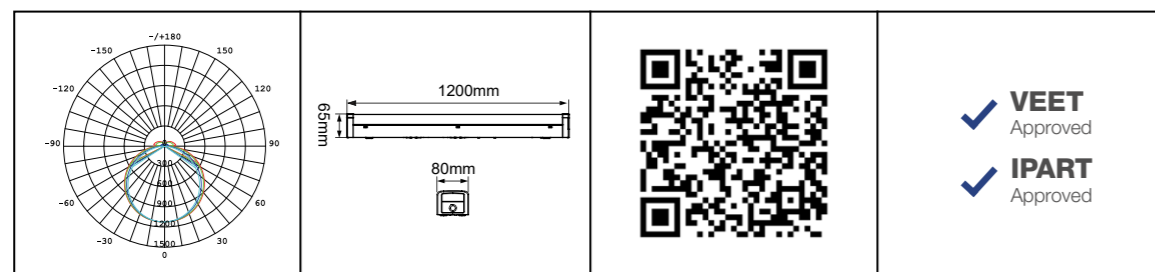
**PRODUCT DATA**

Order Code	212013A	
Voltage	220-240V	
Wattage	Multi-Watt Selectable 21W   10W	
Lumen Output	1900Lm	900Lm
CCT	4000K	
IP Rating	IP20	
Beam Angle	120°	
Light Source	SMD Chips	
Driver	Integrated	
Dimmable	No	
Construction	Metal body / opal polycarbonate diffuser	
Fitting Colour	White	
PF	0.9	
Net Weight (kg)	1.27	
Lifetime L70B50	50,000 hours	
Warranty	5 years	



**SUMMARY**

The Stellar is an IP20 batten ideal for commercial and industrial applications. It features Multi-Watt Selectable technology, giving installers a choice of 2 wattages in 1 fitting for maximum lumen output flexibility. For quick and easy installation, the Stellar has been engineered with a clever toolless end cap and quick-to-fit single piece LED light module. It also incorporates multiple cable entry points and a large 6mm terminal block.



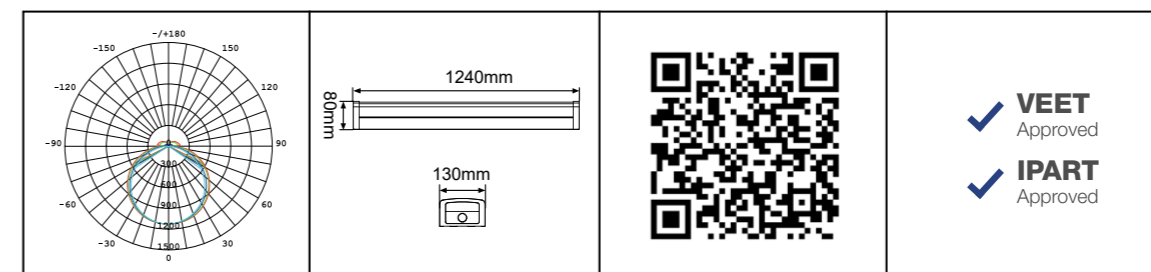
**PRODUCT DATA**

Order Code	212014A	
Voltage	220-240V	
Wattage	Multi-Watt Selectable 42W   21W	
Lumen Output	3800Lm	1850Lm
CCT	4000K	
IP Rating	IP20	
Beam Angle	120°	
Light Source	SMD Chips	
Driver	Integrated	
Dimmable	No	
Construction	Metal body / opal polycarbonate diffuser	
Fitting Colour	White	
PF	0.9	
Net Weight (kg)	1.92	
Lifetime L70B50	50,000 hours	
Warranty	5 years	



**SUMMARY**

The Stellar Wide is an IP20 batten ideal for commercial and industrial applications. It features Multi-Watt Selectable technology, giving installers a choice of 2 wattages in 1 fitting for maximum lumen output flexibility. For quick and easy installation, the Stellar has been engineered with a clever toolless end cap and quick-to-fit single piece LED light module. It also incorporates multiple cable entry points and a large 6mm terminal block.



**PRODUCT DATA**

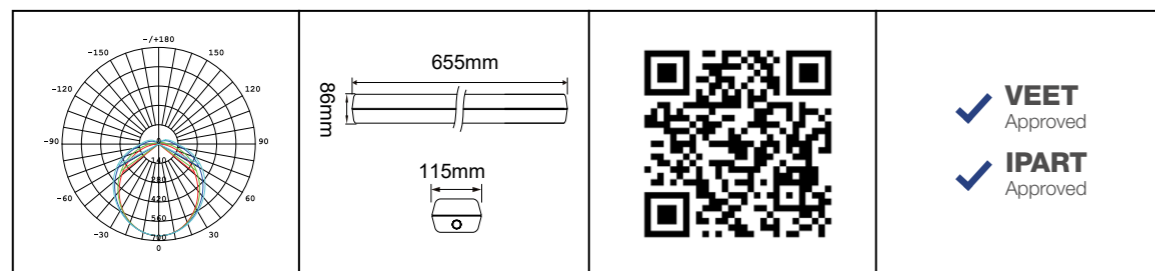
Order Code	213434	
Voltage	220-240V	
Wattage	Multi-Watt Selectable 40W   20W	
Lumen Output	4000Lm	2000Lm
CCT	4000K	
IP Rating	IP20	
Beam Angle	120°	
Light Source	SMD Chips	
Driver	Integrated	
Dimmable	No	
Construction	Metal body / opal polycarbonate diffuser	
Fitting Colour	White	
PF	0.9	
Net Weight (kg)	2.65	
Lifetime L70B50	50,000 hours	
Warranty	5 years	





**SUMMARY**

The Tempest V is a robust IP65 weatherproof batten ideal for industrial and commercial applications. It features Five-Colour Selectable technology; a first-to-market innovation that gives installers the choice of 5 colour temperatures within 1 fitting for individual preference or application requirements. It also features Multi-Watt Selectable technology, giving you a choice of 3 wattages within 1 fitting for maximum lumen output flexibility. Built tough for high vandalism areas, the Tempest V incorporates a high impact diffuser, stainless steel clips and a quick-to-fit one-piece sealed LED light module.



**PRODUCT DATA**

Order Code	211021		
Voltage	220-240V		
Wattage	Multi-Watt Selectable		
	20W	14W	10W
Lumen Output 3K	1860Lm	1302Lm	930Lm
Lumen Output 4K, 5K, 5.7K & 6.5K	2000Lm	1400Lm	1000Lm
CCT	Five-Colour Selectable - 3K / 4K / 5K / 5.7K / 6.5K		
IP Rating	IP65		
IK Rating	IK08		
Beam Angle	120°		
Light Source	SMD Chips		
Driver	Integrated Flicker-Free		
Dimmable	No		
Construction	High impact polycarbonate body / opal polycarbonate diffuser		
Fitting Colour	Grey		
PF	0.9		
Net Weight (kg)	1.28		
Lifetime L70B50	50,000 hours		
Warranty	5 years		

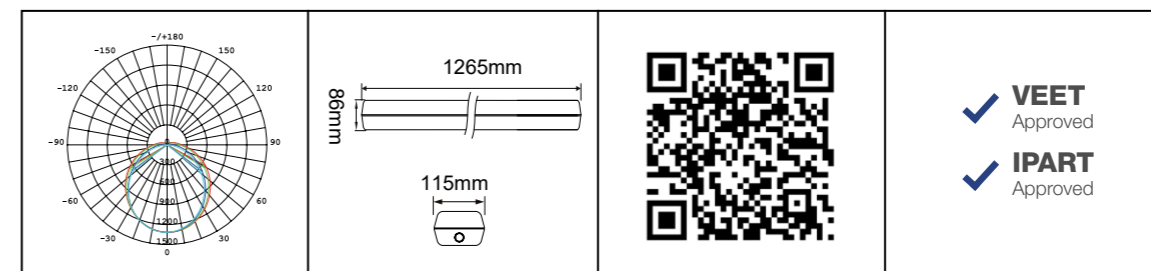
**OPTIONAL ACCESSORIES**

ITEM	ORDER CODE
S316 Stainless Steel Clips	232005



**SUMMARY**

The Tempest V is a robust IP65 weatherproof batten ideal for industrial and commercial applications. It features Five-Colour Selectable technology; a first-to-market innovation that gives installers the choice of 5 colour temperatures within 1 fitting for individual preference or application requirements. It also features Multi-Watt Selectable technology, giving you a choice of 8 wattages within 1 fitting for maximum lumen output flexibility. Built tough for high vandalism areas, the Tempest V incorporates a high impact diffuser, stainless steel clips and a quick-to-fit one-piece sealed LED light module.



**PRODUCT DATA**

Order Code	211022								
Voltage	220-240V								
Wattage	Multi-Watt Selectable								
	40W	36W	30W	26W	24W	20W	14W	10W	
Lumen Output 3K	3720Lm	3348Lm	2790Lm	2418Lm	2232Lm	1860Lm	1302Lm	930Lm	
Lumen Output 4K, 5K, 5.7K & 6.5K	4000Lm	3600Lm	3000Lm	2600Lm	2400Lm	2000Lm	1400Lm	1000Lm	
CCT	Five-Colour Selectable - 3K / 4K / 5K / 5.7K / 6.5K								
IP Rating	IP65								
IK Rating	IK08								
Beam Angle	120°								
Light Source	SMD Chips								
Driver	Integrated Flicker-Free								
Dimmable	No								
Construction	High impact polycarbonate body / opal polycarbonate diffuser								
Fitting Colour	Grey								
PF	0.9								
Net Weight (kg)	2.15								
Lifetime L70B50	50,000 hours								
Warranty	5 years								

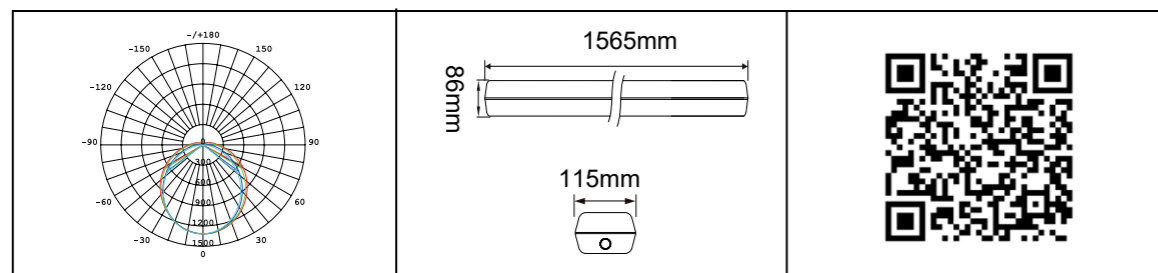
**OPTIONAL ACCESSORIES**

ITEM	ORDER CODE
S316 Stainless Steel Clips	232005



**SUMMARY**

The Tempest V is a robust IP65 weatherproof batten ideal for industrial and commercial applications. It features Five-Colour Selectable technology; a first-to-market innovation that gives installers the choice of 5 colour temperatures within 1 fitting for individual preference or application requirements. It also features Multi-Watt Selectable technology, giving you a choice of 5 wattages within 1 fitting for maximum lumen output flexibility. Built tough for high vandalism areas, the Tempest V incorporates a high impact diffuser, stainless steel clips and a quick-to-fit one-piece sealed LED light module.



**PRODUCT DATA**

Order Code	211033					
Voltage	220-240V					
Wattage	Multi-Watt Selectable					
	60W	53W	48W	40W	36W	28W
Lumen Output 3K	5580Lm	4929Lm	4464Lm	3720Lm	3348Lm	2604Lm
Lumen Output 4K, 5K, 5.7K & 6.5K	6000Lm	5300Lm	4800Lm	4000Lm	3600Lm	2800Lm
CCT	Five-Colour Selectable - 3K / 4K / 5K / 5.7K / 6.5K					
IP Rating	IP65					
IK Rating	IK08					
Beam Angle	120°					
Light Source	SMD Chips					
Driver	Integrated Flicker-Free					
Dimmable	Yes. 0-10V					
Construction	High impact polycarbonate body / opal polycarbonate diffuser					
Fitting Colour	Grey					
PF	0.9					
Net Weight (kg)	2.48					
Lifetime L70B50	50,000 hours					
Warranty	5 years					

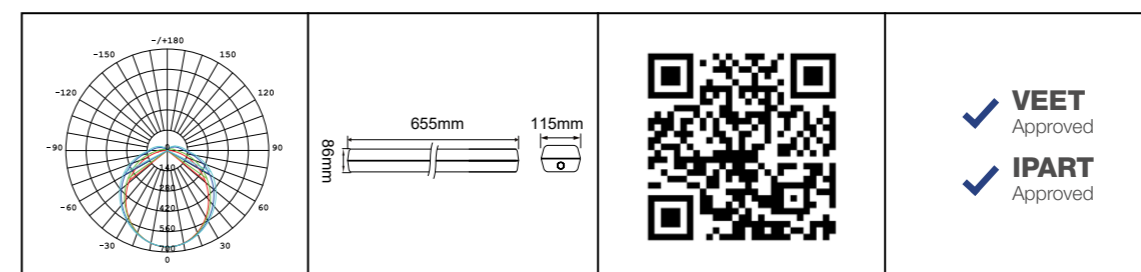
**OPTIONAL ACCESSORIES**

ITEM	ORDER CODE
S316 Stainless Steel Clips	232005



**SUMMARY**

The Tempest V is a robust IP65 weatherproof batten ideal for industrial and commercial applications. It features Five-Colour Selectable technology; a first-to-market innovation that gives installers the choice of 5 colour temperatures within 1 fitting for individual preference or application requirements. It also features Multi-Watt Selectable technology, giving you a choice of 3 wattages within 1 fitting for maximum lumen output flexibility. Built tough for high vandalism areas, the Tempest V incorporates a high impact diffuser, stainless steel clips and a quick-to-fit one-piece sealed LED light module. The integrated sensor's dimming function can be conveniently controlled from a distance with the optionally available remote control.



**PRODUCT DATA**

Order Code	211021DS		
Voltage	220-240V		
Wattage	Multi-Watt Selectable		
	20W	14W	10W
Lumen Output 3K	1860Lm	1302Lm	930Lm
Lumen Output 4K, 5K, 5.7K & 6.5K	2000Lm	1400Lm	1000Lm
CCT	Five-Colour Selectable - 3K / 4K / 5K / 5.7K / 6.5K		
IP Rating	IP65		
IK Rating	IK08		
Beam Angle	120°		
Light Source	SMD Chips		
Driver	Integrated		
Dimmable	Yes. 0-10V		
Construction	High impact polycarbonate body / opal polycarbonate diffuser		
Fitting Colour	Grey		
PF	0.9		
Net Weight (kg)	1.30		
Lifetime L70B50	50,000 hours		
Warranty	5 years		

**OPTIONAL ACCESSORIES**

ITEM	ORDER CODE	ITEM	ORDER CODE
S316 Stainless Steel Clips	232005	Remote Control	213979



**SUMMARY**

The Tempest V is a robust IP65 weatherproof batten ideal for industrial and commercial applications. It features Five-Colour Selectable technology; a first-to-market innovation that gives installers the choice of 5 colour temperatures within 1 fitting for individual preference or application requirements. It also features Multi-Watt Selectable technology, giving you a choice of 8 wattages within 1 fitting for maximum lumen output flexibility. Built tough for high vandalism areas, the Tempest V incorporates a high impact diffuser, stainless steel clips and a quick-to-fit one-piece sealed LED light module. The integrated sensor's dimming function can be conveniently controlled from a distance with the optionally available remote control.



			<p>✓ <b>VEET</b> Approved</p> <p>✓ <b>IPART</b> Approved</p>
--	--	--	--

**PRODUCT DATA**

Order Code	211022DS
Voltage	220-240V
Wattage	Multi-Watt Selectable 40W   36W   30W   26W   24W   20W   14W   10W
Lumen Output 3K	3720Lm   3348Lm   2790Lm   2418Lm   2232Lm   1860Lm   1302Lm   930Lm
Lumen Output 4K, 5K, 5.7K & 6.5K	4000Lm   3600Lm   3000Lm   2600Lm   2400Lm   2000Lm   1400Lm   1000Lm
CCT	Five-Colour Selectable - 3K / 4K / 5K / 5.7K / 6.5K
IP Rating	IP65
IK Rating	IK08
Beam Angle	120°
Light Source	SMD Chips
Driver	Integrated
Dimmable	Yes. 0-10V
Construction	High impact polycarbonate body / opal polycarbonate diffuser
Fitting Colour	Grey
PF	0.9
Net Weight (kg)	2.17
Lifetime L70B50	50,000 hours
Warranty	5 years

**OPTIONAL ACCESSORIES**

ITEM	ORDER CODE	ITEM	ORDER CODE
S316 Stainless Steel Clips	232005	Remote Control	213979

**SUMMARY**

The Tempest V is a robust IP65 weatherproof batten ideal for industrial and commercial applications. It features Five-Colour Selectable technology; a first-to-market innovation that gives installers the choice of 5 colour temperatures within 1 fitting for individual preference or application requirements. It also features Multi-Watt Selectable technology, giving you a choice of 8 wattages within 1 fitting for maximum lumen output flexibility. Built tough for high vandalism areas, the Tempest V incorporates a high impact diffuser, stainless steel clips and a quick-to-fit one-piece sealed LED light module. The integrated sensor's dimming function can be conveniently controlled from a distance with the optionally available remote control.



--	--	--

**PRODUCT DATA**

Order Code	211033DS
Voltage	220-240V
Wattage	Multi-Watt Selectable 60W   53W   48W   40W   36W   28W
Lumen Output 3K	5580Lm   4929Lm   4464Lm   3720Lm   3348Lm   2604Lm
Lumen Output 4K, 5K, 5.7K & 6.5K	6000Lm   5300Lm   4800Lm   4000Lm   3600Lm   2800Lm
CCT	Five-Colour Selectable - 3K / 4K / 5K / 5.7K / 6.5K
IP Rating	IP65
IK Rating	IK08
Beam Angle	120°
Light Source	SMD Chips
Driver	Integrated
Dimmable	Yes. 0-10V
Construction	High impact polycarbonate body / opal polycarbonate diffuser
Fitting Colour	Grey
PF	0.9
Net Weight (kg)	2.50
Lifetime L70B50	50,000 hours
Warranty	5 years

**OPTIONAL ACCESSORIES**

ITEM	ORDER CODE	ITEM	ORDER CODE
S316 Stainless Steel Clips	232005	Remote Control	213979



**SUMMARY**

The Tempest V is a robust IP65 weatherproof batten ideal for industrial and commercial applications. It features Five-Colour Selectable technology; a first-to-market innovation that gives installers the choice of 5 colour temperatures within 1 fitting for individual preference or application requirements. It also features Multi-Watt Selectable technology, giving you a choice of 3 wattages within 1 fitting for maximum lumen output flexibility. Built tough for high vandalism areas, the Tempest V incorporates a high impact diffuser, stainless steel clips and a quick-to-fit one-piece sealed LED light module. Fully approved to AS/NZS-2293.



			<ul style="list-style-type: none"> <li>✓ VEET Approved</li> <li>✓ IPART Approved</li> </ul>
--	--	--	---

**PRODUCT DATA**

Order Code	211021EM		
Voltage	220-240V		
Wattage	Multi-Watt Selectable		
	20W	14W	10W
Lumen Output 3K	1860Lm	1302Lm	930Lm
Lumen Output 4K, 5K, 5.7K & 6.5K	2000Lm	1400Lm	1000Lm
CCT	Five-Colour Selectable - 3K / 4K / 5K / 5.7K / 6.5K		
IP Rating	IP65		
IK Rating	IK08		
Beam Angle	120°		
Light Source	SMD Chips		
Driver	Integrated Flicker-Free		
Dimmable	No		
Construction	High impact polycarbonate body / opal polycarbonate diffuser		
Fitting Colour	Grey		
PF	0.9		
EMG Classification	C0:D63 / C90:D32		
Battery	LiFePO4		
Net Weight (kg)	1.60		
Lifetime L70B50	50,000 hours		
Warranty	3 years		

**OPTIONAL ACCESSORIES**

ITEM	ORDER CODE
S316 Stainless Steel Clips	232005

**SUMMARY**

The Tempest V is a robust IP65 weatherproof batten ideal for industrial and commercial applications. It features Five-Colour Selectable technology; a first-to-market innovation that gives installers the choice of 5 colour temperatures within 1 fitting for individual preference or application requirements. It also features Multi-Watt Selectable technology, giving you a choice of 8 wattages within 1 fitting for maximum lumen output flexibility. Built tough for high vandalism areas, the Tempest V incorporates a high impact diffuser, stainless steel clips and a quick-to-fit one-piece sealed LED light module. Fully approved to AS/NZS-2293.



			<ul style="list-style-type: none"> <li>✓ VEET Approved</li> <li>✓ IPART Approved</li> </ul>
--	--	--	---

**PRODUCT DATA**

Order Code	211022EM							
Voltage	220-240V							
Wattage	Multi-Watt Selectable							
	40W	36W	30W	26W	24W	20W	14W	10W
Lumen Output 3K	3720Lm	3348Lm	2790Lm	2418Lm	2232Lm	1860Lm	1302Lm	930Lm
Lumen Output 4K, 5K, 5.7K & 6.5K	4000Lm	3600Lm	3000Lm	2600Lm	2400Lm	2000Lm	1400Lm	1000Lm
CCT	Five-Colour Selectable - 3K / 4K / 5K / 5.7K / 6.5K							
IP Rating	IP65							
IK Rating	IK08							
Beam Angle	120°							
Light Source	SMD Chips							
Driver	Integrated Flicker-Free							
Dimmable	No							
Construction	High impact polycarbonate body / opal polycarbonate diffuser							
Fitting Colour	Grey							
PF	0.9							
EMG Classification	C0:D63 / C90:D32							
Battery	LiFePO4							
Net Weight (kg)	2.40							
Lifetime L70B50	50,000 hours							
Warranty	3 years							

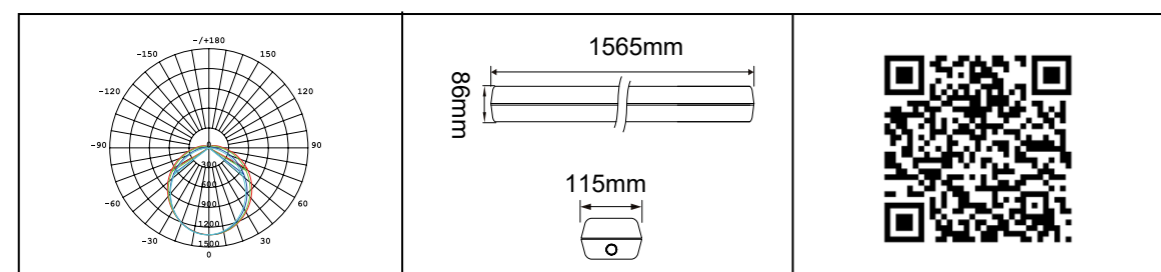
**OPTIONAL ACCESSORIES**

ITEM	ORDER CODE
S316 Stainless Steel Clips	232005



**SUMMARY**

The Tempest V is a robust IP65 weatherproof batten ideal for industrial and commercial applications. It features Five-Colour Selectable technology; a first-to-market innovation that gives installers the choice of 5 colour temperatures within 1 fitting for individual preference or application requirements. It also features Multi-Watt Selectable technology, giving you a choice of 5 wattages within 1 fitting for maximum lumen output flexibility. Built tough for high vandalism areas, the Tempest V incorporates a high impact diffuser, stainless steel clips and a quick-to-fit one-piece sealed LED light module. Fully approved to AS/NZS-2293.



**PRODUCT DATA**

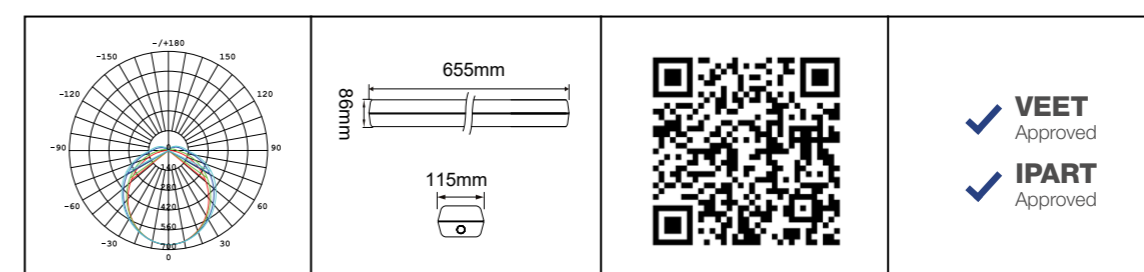
Order Code	211033EM					
Voltage	220-240V					
Wattage	Multi-Watt Selectable					
	60W	53W	48W	40W	36W	28W
Lumen Output 3K	5580Lm	4929Lm	4464Lm	3720Lm	3348Lm	2604Lm
Lumen Output 4K, 5K, 5.7K & 6.5K	6000Lm	5300Lm	4800Lm	4000Lm	3600Lm	2800Lm
CCT	Five-Colour Selectable - 3K / 4K / 5K / 5.7K / 6.5K					
IP Rating	IP65					
IK Rating	IK08					
Beam Angle	120°					
Light Source	SMD Chips					
Driver	Integrated Flicker-Free					
Dimmable	Yes. 0-10V					
Construction	High impact polycarbonate body / opal polycarbonate diffuser					
Fitting Colour	Grey					
PF	0.9					
EMG Classification	C0:D63 / C90:D32					
Net Weight (kg)	2.80					
Lifetime L70B50	50,000 hours					
Warranty	3 years					

**OPTIONAL ACCESSORIES**

ITEM	ORDER CODE
S316 Stainless Steel Clips	232005

**SUMMARY**

The Tempest V is a robust IP65 weatherproof batten ideal for industrial and commercial applications. It features Five-Colour Selectable technology; a first-to-market innovation that gives installers the choice of 5 colour temperatures within 1 fitting for individual preference or application requirements. It also features Multi-Watt Selectable technology, giving you a choice of 3 wattages within 1 fitting for maximum lumen output flexibility. Built tough for high vandalism areas, the Tempest V incorporates a high impact diffuser, stainless steel clips and a quick-to-fit one-piece sealed LED light module. Fully approved to AS/NZS-2293, the integrated sensor's dimming function can be conveniently controlled from a distance with the optionally available remote control.



**PRODUCT DATA**

Order Code	211021DEMS		
Voltage	220-240V		
Wattage	Multi-Watt Selectable		
	20W	14W	10W
Lumen Output 3K	1860Lm	1302Lm	930Lm
Lumen Output 4K, 5K, 5.7K & 6.5K	2000Lm	1400Lm	1000Lm
CCT	Five-Colour Selectable - 3K / 4K / 5K / 5.7K / 6.5K		
IP Rating	IP65		
IK Rating	IK08		
Beam Angle	120°		
Light Source	SMD Chips		
Driver	Integrated		
Dimmable	Yes. 0-10V		
Construction	High impact polycarbonate body / opal polycarbonate diffuser		
Fitting Colour	Grey		
PF	0.9		
EMG Classification	C0:D63 / C90:D32		
Battery	LiFePO4		
Net Weight (kg)	1.62		
Lifetime L70B50	50,000 hours		
Warranty	3 years		

**OPTIONAL ACCESSORIES**

ITEM	ORDER CODE	ITEM	ORDER CODE
S316 Stainless Steel Clips	232005	Remote Control	213979



**SUMMARY**

The Tempest V is a robust IP65 weatherproof batten ideal for industrial and commercial applications. It features Five-Colour Selectable technology; a first-to-market innovation that gives installers the choice of 5 colour temperatures within 1 fitting for individual preference or application requirements. It also features Multi-Watt Selectable technology, giving you a choice of 8 wattages within 1 fitting for maximum lumen output flexibility. Built tough for high vandalism areas, the Tempest V incorporates a high impact diffuser, stainless steel clips and a quick-to-fit one-piece sealed LED light module. Fully approved to AS/NZS-2293, the integrated sensor's dimming function can be conveniently controlled from a distance with the optionally available remote control.



			<ul style="list-style-type: none"> <li>✓ VEET Approved</li> <li>✓ IPART Approved</li> </ul>
--	--	--	---

**PRODUCT DATA**

Order Code	211022DEMS
Voltage	220-240V
Wattage	Multi-Watt Selectable 40W   36W   30W   26W   24W   20W   14W   10W
Lumen Output 3K	3720Lm   3348Lm   2790Lm   2418Lm   2232Lm   1860Lm   1302Lm   930Lm
Lumen Output 4K, 5K, 5.7K & 6.5K	4000Lm   3600Lm   3000Lm   2600Lm   2400Lm   2000Lm   1400Lm   1000Lm
CCT	Five-Colour Selectable - 3K / 4K / 5K / 5.7K / 6.5K
IP Rating	IP65
IK Rating	IK08
Beam Angle	120°
Light Source	SMD Chips
Driver	Integrated
Dimmable	Yes. 0-10V
Construction	High impact polycarbonate body / opal polycarbonate diffuser
Fitting Colour	Grey
PF	0.9
EMG Classification	C0:D63 / C90:D32
Battery	LiFePO4
Net Weight (kg)	2.42
Lifetime L70B50	50,000 hours
Warranty	3 years

**OPTIONAL ACCESSORIES**

ITEM	ORDER CODE	ITEM	ORDER CODE
S316 Stainless Steel Clips	232005	Remote Control	213979



**SUMMARY**

The Tempest Nova is a robust IP65 weatherproof batten ideal for industrial and commercial applications. It features Tri-Colour Selectable technology, giving installers the choice of 3 colour temperatures within 1 fitting for individual preference or application requirements. Built tough for high vandalism areas, the Tempest Nova incorporates a high impact diffuser, stainless steel clips and a quick-to-fit one-piece sealed LED light module.



			<ul style="list-style-type: none"> <li>✓ VEET Approved</li> <li>✓ IPART Approved</li> </ul>
--	--	--	---

**PRODUCT DATA**

Order Code	211015
Voltage	220-240V
Wattage	60W
Lumen Output	6000Lm
CCT	Tri-Colour Selectable - 4K / 5K / 6.5K
IP Rating	IP65
IK Rating	IK08
Beam Angle	120°
Light Source	SMD Chips
Driver	Integrated
Dimmable	No
Construction	High impact polycarbonate body / opal polycarbonate diffuser
Fitting Colour	Grey
PF	0.9
Net Weight (kg)	2.62
Lifetime L70B50	50,000 hours
Warranty	5 years



**SUMMARY**

The Tempest Nova is a robust IP65 weatherproof batten ideal for industrial and commercial applications. It features Tri-Colour Selectable technology, giving installers the choice of 3 colour temperatures within 1 fitting for individual preference or application requirements. Built tough for high vandalism areas, the Tempest Nova incorporates a high impact diffuser, stainless steel clips and a quick-to-fit one-piece sealed LED light module. Fully approved to AS/NZS-2293.



			<ul style="list-style-type: none"> <li>✓ VEET Approved</li> <li>✓ IPART Approved</li> </ul>
--	--	--	---

**PRODUCT DATA**

Order Code	211015EM
Voltage	220-240V
Wattage	60W
Lumen Output	6000Lm
CCT	Tri-Colour Selectable - 4K / 5K / 6.5K
IP Rating	IP65
IK Rating	IK08
Beam Angle	120°
Light Source	SMD Chips
Driver	Integrated
Dimmable	No
Construction	High impact polycarbonate body / opal polycarbonate diffuser
Fitting Colour	Grey
PF	0.9
EMG Classification	C0:D63 / C90:D32
Battery	LiFePO4
Net Weight (kg)	2.92
Lifetime L70B50	50,000 hours
Warranty	3 years



**SUMMARY**

The Tempest Gen3 is a robust IP65 weatherproof batten ideal for industrial and commercial applications. It features Multi-Watt Selectable technology; an innovation that gives installers the choice of 8 wattages within 1 fitting for maximum lumen output flexibility. Built tough for high vandalism areas, the Tempest Gen3 incorporates a high impact diffuser, stainless steel clips and a quick-to-fit one-piece sealed LED light module.



			<ul style="list-style-type: none"> <li>✓ VEET Approved</li> <li>✓ IPART Approved</li> </ul>
--	--	--	---

**PRODUCT DATA**

Order Code	213624
Voltage	220-240V
Wattage	Multi-Watt Selectable
Lumen Output	40W   36W   30W   26W   24W   20W   14W   10W
CCT	4000K
IP Rating	IP65
IK Rating	IK08
Beam Angle	120°
Light Source	SMD Chips
Driver	Integrated Flicker-Free
Dimmable	No
Construction	High impact polycarbonate body / opal polycarbonate diffuser
Fitting Colour	Grey
PF	0.9
Net Weight (kg)	2.15
Lifetime L70B50	50,000 hours
Warranty	5 years

**OPTIONAL ACCESSORIES**

ITEM	ORDER CODE
S316 Stainless Steel Clips	232005



**SUMMARY**

The Tempest Gen3 is a robust IP65 weatherproof batten ideal for industrial and commercial applications. It features Multi-Watt Selectable technology; an innovation that gives installers the choice of 8 wattages within 1 fitting for maximum lumen output flexibility. Built tough for high vandalism areas, the Tempest Gen3 incorporates a high impact diffuser, stainless steel clips and a quick-to-fit one-piece sealed LED light module. Fully approved to AS/NZS-2293.



			<ul style="list-style-type: none"> <li>✓ VEET Approved</li> <li>✓ IPART Approved</li> </ul>
--	--	--	---

**PRODUCT DATA**

Order Code	213624EM
Voltage	220-240V
Wattage	Multi-Watt Selectable 40W   36W   30W   26W   24W   20W   14W   10W
Lumen Output	3720Lm   3348Lm   2790Lm   2418Lm   2232Lm   1860Lm   1302Lm   930Lm
CCT	4000K
IP Rating	IP65
IK Rating	IK08
Beam Angle	120°
Light Source	SMD Chips
Driver	Integrated Flicker-Free
Dimmable	No
Construction	High impact polycarbonate body / opal polycarbonate diffuser
Fitting Colour	Grey
PF	0.9
EMG Classification	C0:D63 / C90:D32
Battery	LiFePO4
Net Weight (kg)	2.40
Lifetime L70B50	50,000 hours
Warranty	3 years

**OPTIONAL ACCESSORIES**

ITEM	ORDER CODE
S316 Stainless Steel Clips	232005

**SUMMARY**

The Club is an IP20 batten ideal for commercial and residential applications. Designed to be super slim, this batten has been engineered to be linkable for individual application requirements. The Club features a fully integrated driver and a convenient exterior power switch.



			<ul style="list-style-type: none"> <li>✓ VEET Approved</li> <li>✓ IPART Approved</li> </ul>
--	--	--	---

**PRODUCT DATA**

Order Code	212016B
Voltage	220-240V
Wattage	4W
Lumen Output	400Lm
CCT	4000K
IP Rating	IP40
Beam Angle	160°
Light Source	SMD Chips
Driver	Integrated
Dimmable	No
Connection	1.2m flex & plug
Construction	Polycarbonate body / opal polycarbonate diffuser
Fitting Colour	White
PF	0.9
Maximum Connections	50
Net Weight (kg)	0.21
Lifetime L70B50	50,000 hours
Warranty	5 years





**SUMMARY**

The Club is an IP20 batten ideal for commercial and residential applications. Designed to be super slim, this batten has been engineered to be linkable for individual application requirements. The Club features a fully integrated driver and a convenient exterior power switch.



			<ul style="list-style-type: none"> <li>✓ VEET Approved</li> <li>✓ IPART Approved</li> </ul>
--	--	--	---

**PRODUCT DATA**

Order Code	212018B
Voltage	220-240V
Wattage	8.5W
Lumen Output	850Lm
CCT	4000K
IP Rating	IP40
Beam Angle	160°
Light Source	SMD Chips
Driver	Integrated
Dimmable	No
Connection	1.2m flex & plug
Construction	Polycarbonate body / opal polycarbonate diffuser
Fitting Colour	White
PF	0.9
Maximum Connections	25
Net Weight (kg)	0.25
Lifetime L70B50	50,000 hours
Warranty	5 years



**SUMMARY**

The Club is an IP20 batten ideal for commercial and residential applications. Designed to be super slim, this batten has been engineered to be linkable for individual application requirements. The Club features a fully integrated driver and a convenient exterior power switch.



			<ul style="list-style-type: none"> <li>✓ VEET Approved</li> <li>✓ IPART Approved</li> </ul>
--	--	--	---

**PRODUCT DATA**

Order Code	212502B
Voltage	220-240V
Wattage	8.5W
Lumen Output	850Lm
CCT	5000K
IP Rating	IP40
Beam Angle	160°
Light Source	SMD Chips
Driver	Integrated
Dimmable	No
Connection	1.2m flex & plug
Construction	Polycarbonate body / opal polycarbonate diffuser
Fitting Colour	White
PF	0.9
Maximum Connections	25
Net Weight (kg)	0.25
Lifetime L70B50	50,000 hours
Warranty	5 years



**SUMMARY**

The Club is an IP20 batten ideal for commercial and residential applications. Designed to be super slim, this batten has been engineered to be linkable for individual application requirements. The Club features a fully integrated driver and a convenient exterior power switch.



			<ul style="list-style-type: none"> <li>✓ VEET Approved</li> <li>✓ IPART Approved</li> </ul>
--	--	--	---

**PRODUCT DATA**

Order Code	212020B
Voltage	220-240V
Wattage	10.5W
Lumen Output	1050Lm
CCT	4000K
IP Rating	IP40
Beam Angle	160°
Light Source	SMD Chips
Driver	Integrated
Dimmable	No
Connection	1.2m flex & plug
Construction	Polycarbonate body / opal polycarbonate diffuser
Fitting Colour	White
PF	0.9
Maximum Connections	20
Net Weight (kg)	0.31
Lifetime L70B50	50,000 hours
Warranty	5 years



**SUMMARY**

The Club is an IP20 batten ideal for commercial and residential applications. Designed to be super slim, this batten has been engineered to be linkable for individual application requirements. The Club features a fully integrated driver and a convenient exterior power switch.



			<ul style="list-style-type: none"> <li>✓ VEET Approved</li> <li>✓ IPART Approved</li> </ul>
--	--	--	---

**PRODUCT DATA**

Order Code	212022B
Voltage	220-240V
Wattage	12.5W
Lumen Output	1250Lm
CCT	4000K
IP Rating	IP40
Beam Angle	160°
Light Source	SMD Chips
Driver	Integrated
Dimmable	No
Connection	1.2m flex & plug
Construction	Polycarbonate body / opal polycarbonate diffuser
Fitting Colour	White
PF	0.9
Maximum Connections	16
Net Weight (kg)	0.35
Lifetime L70B50	50,000 hours
Warranty	5 years



**SUMMARY**

The Topik is an IP20 batten ideal for industrial and commercial applications. It features Multi-Watt Selectable technology, giving installers a choice of 2 wattages in 1 fitting for maximum lumen output flexibility. Designed to be easily installed, the Topik incorporates clever tool-free end caps and a quick-to-fit one-piece sealed LED light module.



			<ul style="list-style-type: none"> <li>✓ <b>VEET</b> Approved</li> <li>✓ <b>IPART</b> Approved</li> <li>✓ <b>HEERS</b> Approved</li> </ul>
--	--	--	--

**PRODUCT DATA**

Order Code	213554	
Voltage	220-240V	
Wattage	Multi-Watt Selectable 25W   18W	
Lumen Output	3000Lm	2160Lm
CCT	4000K	
IP Rating	IP20	
Beam Angle	120°	
Light Source	SMD Chips	
Driver	Integrated	
Dimmable	No	
Construction	Metal body / opal polycarbonate diffuser	
Fitting Colour	White	
PF	0.9	
Net Weight (kg)	1.92	
Lifetime L70B50	35,000 hours	
Warranty	3 years	



**SUMMARY**

The Topik is an IP20 batten ideal for industrial and commercial applications. It features Multi-Watt Selectable technology, giving installers a choice of 2 wattages in 1 fitting for maximum lumen output flexibility. Designed to be easily installed, the Topik incorporates clever tool-free end caps and a quick-to-fit one-piece sealed LED light module.



			<ul style="list-style-type: none"> <li>✓ <b>VEET</b> Approved</li> <li>✓ <b>IPART</b> Approved</li> <li>✓ <b>HEERS</b> Approved</li> </ul>
--	--	--	--

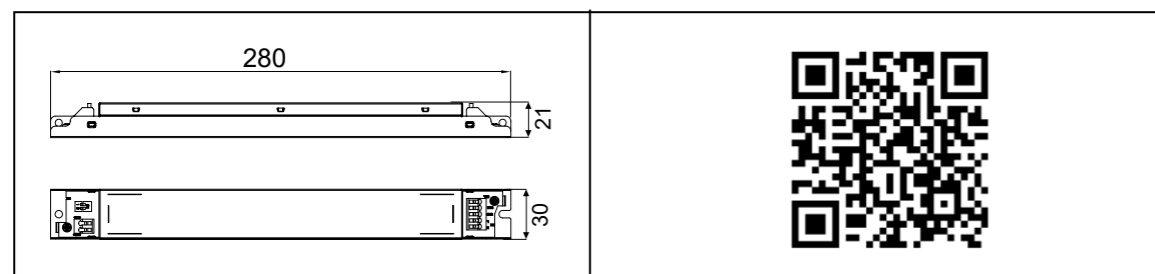
**PRODUCT DATA**

Order Code	213555	
Voltage	220-240V	
Wattage	Multi-Watt Selectable 25W   18W	
Lumen Output	3000Lm	2160Lm
CCT	5000K	
IP Rating	IP20	
Beam Angle	120°	
Light Source	SMD Chips	
Driver	Integrated	
Dimmable	No	
Construction	Metal body / opal polycarbonate diffuser	
Fitting Colour	White	
PF	0.9	
Net Weight (kg)	1.92	
Lifetime L70B50	35,000 hours	
Warranty	3 years	



**SUMMARY**

This versatile DALI 2.0 driver will convert most of our LED batten fittings into DALI compliant fittings. Capable of delivering a varied combination of Current, Output and Forward Voltage settings to suit the desired need.



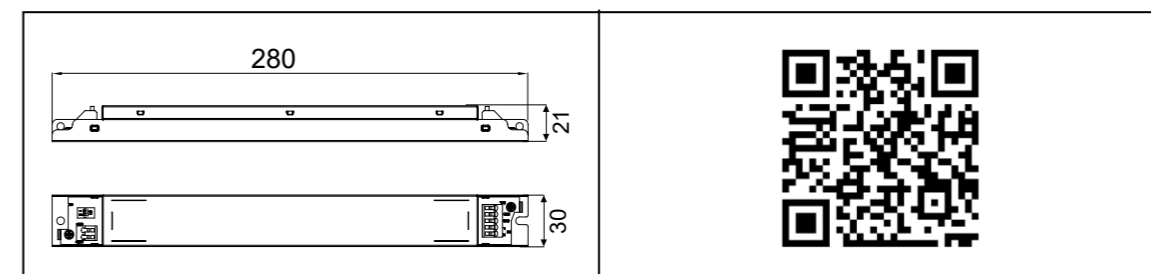
**PRODUCT DATA**

Order Code	2227			
Output Current	200 mA	250 mA	300 mA	350 mA
Max. Output Power	28W	35W	42W	49W
Min. Forward Voltage	80V	80V	80V	80V
Max. Forward Voltage	140V	140V	140V	140V
Typ. power consumption (230V, 50Hz, full load)	30W	37W	45W	53W
Typ. current consumption (230V, 50Hz, full load)	137 mA	167 mA	200 mA	230 mA
IP Rating	IP20			
Compatibility	Stellar V Wide: 211025DS, 211026DS, 211025DEMS, 211026DEMS. Stellar V: 211023DS, 211024DEMS. Tempest V: 211021DS, 211021DEMS, 211022DEMS.			
Warranty	5 years			



**SUMMARY**

This versatile DALI 2.0 driver will convert most of our LED batten fittings into DALI compliant fittings. Capable of delivering a varied combination of Current, Output and Forward Voltage settings to suit the desired need.



**PRODUCT DATA**

Order Code	2228			
Output Current	400 mA	450 mA	500 mA	550 mA
Max. Output Power	56W	63W	60W	66W
Min. Forward Voltage	80V	80V	80V	80V
Max. Forward Voltage	140V	140V	140V	140V
Typ. power consumption (230V, 50Hz, full load)	60W	67.7W	64.5W	71W
Typ. current consumption (230V, 50Hz, full load)	265 mA	298 mA	285 mA	310 mA
IP Rating	IP20			
Compatibility	Tempest V: 211033DS			
Warranty	5 years			



**SUMMARY**

A multi-function slimline remote control that can be used to manage the settings of multiple compatible battens individually.



**ON/OFF**  
Press the "On/off" button, the light keeps permanently on or off. Press "Auto Mode", "Reset" or "Apply" buttons to quit from this mode.

**Auto Mode**  
Press "Auto Mode" button, the sensor starts to work and all settings remain the same before the light gets switched on/off.

**Reset**  
1. Press "Reset" button, change brightness to max level.  
2. Press "Reset" button, products with DIP switch will be controlled by DIP switches; otherwise all the setting will be just initial, that is 100% detection range, hold time 5S, no stand-by time and daylight threshold disabled.

Flick after press any button

Flick only after press "Apply" button

**+/-**  
1. To adjust brightness 10-100% in on/off mode.  
2. To adjust highest brightness 60-100% in sensor mode.

**Start**  
Press "Start" to customize scene, users can change detection range, daylight threshold, holdtime, standby dimming level and standby period.

**Memory**  
1. Press "Memory" to save all the settings.  
2. The settings remained as the last time if not get resetted values.

**Apply**  
1. Press "Apply" to deliver the saved setting.  
2. Press "Apply" without "memory" will make all the setting one-time operation.  
3. Settings should be done within 30S, otherwise it exits memory mode.

Detection area (Press to define detection area 100%/75%/50%/25%.)

Hold time (Press to define holdtime 5s/30s/1min/3min /5min/10min/20min/30min .)

Stand-by dimming level (Press to define stand-by dimming level 10%/20%/30%/50%.)

Stand-by period (Press to define stand-by period 0s/10s/30s/1min/5min/10min/30min/+∞)

Note: "0s" means no standby period; "+∞" means unlimited standby period.

Daylight threshold (Press to define daylight level 2Lux/10Lux/30Lux/50Lux/80Lux/120Lux/Disable.)  
Note: Disable means light will be turned on once sensor detects movement, regardless of the ambient lux.

**Test (2s)**  
The button "Test (2s)" is for testing purpose after commissioning. Pressing this button, the sensor goes to test mode (hold time is only 2s)

**PRODUCT DATA**

Order Code	213979
Compatibility	Stellar V Wide: 211025DS, 211026DS, 211025DEMS, 211026DEMS. Stellar V: 211023DS, 211024DS, 211024DEMS. Tempest V: 211021DS, 211022DS, 211033DS, 211021DEMS, 211022DEMS. Ark Microwave Sensor: 333409 Falcon Microwave Sensor: 333499.
Warranty	5 years




**SUMMARY**

High-quality S316 grade stainless steel clips deliver better performance and longevity for compatible battens. S316 grade stainless steel offer a vastly superior corrosion resistance to chlorides and acids. They're also an ideal upgrade for environments with strict hygiene standards, such as medical and food service facilities.



**PRODUCT DATA**

Order Code	232005
Compatibility	Tempest V: 211021, 211022, 211033, 211021DS, 211022DS, 211033DS, 211021EM, 211022EM, 211033EM, 211021DEMS, 211022DEMS. Tempest Gen3: 213624, 213624EM.
Warranty	5 years



**energetic**  
Smarter lighting


QUALITY • INNOVATION • CONVENIENCE

# CATEGORY OVERVIEW

## DOWNLIGHTS



**TriValite Pro**  
Low Glare Downlight  
Tri-Colour  
P. 128



**TriValite Pro**  
Low Glare Downlight  
Tri-Colour  
P. 129



**TriValite**  
Flush Downlight  
Tri-Colour  
P. 130



**TriValite**  
Recessed Downlight  
Tri-Colour  
P. 131



**TriValite**  
Flush Downlight  
Tri-Colour  
P. 132



**TriValite**  
Recessed Downlight  
Tri-Colour  
P. 133



**Marklite**  
Low Glare Downlight  
Tri-Colour  
P. 134



**Marklite**  
Low Glare Downlight  
Tri-Colour  
P. 135



**Plastial G3 Mini**  
Flush Downlight  
Tri-Colour  
P. 136



**Plastial G3 Mini**  
Recessed Downlight  
Tri-Colour  
P. 137



**Plastial G3**  
Flush Downlight  
Tri-Colour  
P. 138



**Plastial G3**  
Recessed Downlight  
Tri-Colour  
P. 139

CLICK THUMBNAIL TO SEE DATASHEET

# CATEGORY OVERVIEW

## ■ DOWNLIGHTS (CONTINUED)



**Plastial G3**  
Recessed Downlight  
3000K  
P. 140

**Plastial G3**  
Recessed Downlight  
4000K  
P. 141

**Clasp**  
Flush Downlight  
Tri-Colour  
P. 142

**Clasp**  
Recessed Downlight  
Tri-Colour  
P. 143



**Clasp**  
Flush Downlight  
3000K  
P. 144

**Clasp**  
Recessed Downlight  
3000K  
P. 145

**Clasp**  
Flush Downlight  
4000K  
P. 146

**Clasp**  
Recessed Downlight  
4000K  
P. 147



**Celeste**  
Gimbal Downlight  
3000K  
P. 148

**Celeste**  
Gimbal Downlight  
4000K  
P. 149

**Emilite**  
Modular Downlight  
3000K  
P. 150

**Emilite**  
Modular Downlight  
4000K  
P. 151



**Emilite**  
Modular Downlight  
5000K  
P. 152



**Emilite Mini**  
Modular Downlight  
3000K  
P. 153



**Emilite Mini**  
Modular Downlight  
4000K  
P. 154



**Jenlite**  
Surface Mount Downlight  
4000K  
P. 155



**Jenlite**  
Surface Mount Downlight  
4000K  
P. 156



**Jenlite**  
Surface Mount Downlight  
5000K  
P. 157



**Stork**  
Retractable Downlight  
3000K  
P. 158



**Legolite**  
Low UGR Commercial Downlight  
Multi-Watt (12W - 8W) / 150mm  
P. 159



**Legolite**  
Low UGR Commercial Downlight  
Multi-Watt (25W - 18W) / 150mm  
P. 160



**Legolite**  
Low UGR Commercial Downlight  
Multi-Watt (12W - 8W) / 200mm  
P. 161



**Legolite**  
Low UGR Commercial Downlight  
Multi-Watt (25W - 18W) / 200mm  
P. 162



**Legolite**  
150mm Commercial Downlight  
Multi-Watt (12W - 8W)  
P. 163

# CATEGORY OVERVIEW

QUALITY • INNOVATION • CONVENIENCE

## ■ DOWNLIGHTS (CONTINUED)



<b>Legolite</b> 150mm Commercial Downlight Multi-Watt (25W - 18W) P. 164	<b>Legolite</b> 200mm Commercial Downlight Multi-Watt (12W - 8W) P. 165	<b>Legolite</b> 200mm Commercial Downlight Multi-Watt (25W - 18W) P. 166	<b>Protail</b> 100mm Commercial Downlight 3000K / 8W P. 167
---	--	---	--



<b>Protail</b> 100mm Commercial Downlight 4000K / 8W P. 168	<b>Protail</b> 150mm Commercial Downlight 4000K / 18W P. 169	<b>Protail</b> 200mm Commercial Downlight 4000K / 18W P. 170	<b>Protail</b> 200mm Commercial Downlight 4000K / 24W P. 171
--	---	---	---



<b>Vector</b> 160mm Commercial Downlight 4000K / 11W P. 172	<b>Vector</b> 160mm Commercial Downlight 3000K / 18W P. 173	<b>Vector</b> 160mm Commercial Downlight 4000K / 18W P. 174	<b>Vector</b> 160mm Commercial Downlight 3000K / 25W P. 175
--	--	--	--



<b>Vector</b> 160mm Commercial Downlight 4000K / 25W P. 176	<b>Vector</b> 195mm Commercial Downlight 4000K / 11W P. 177	<b>Vector</b> 195mm Commercial Downlight 3000K / 18W P. 178	<b>Vector</b> 195mm Commercial Downlight 4000K / 18W P. 179
--	--	--	--



<b>Vector</b> 195mm Commercial Downlight 3000K / 35W P. 180	<b>Vector</b> 195mm Commercial Downlight 4000K / 35W P. 181	<b>Vector</b> Adjustable Commercial Downlight Tri-Colour P. 182	<b>Vector</b> Adjustable Commercial Downlight Tri-Colour P. 183
--	--	--	--



<b>Downlight Holders</b> Emilite Compatible Downlight Accessory P. 184 & 185	<b>Downlight Holder</b> Emilite Compatible Downlight Accessory P. 186	<b>Adaptor Plate</b> Vector Compatible Downlight Accessory P. 187	<b>PlugPoint</b> Surface Mount Socket Downlight Accessory P. 188
---	--	--	---



**SUMMARY**

The TriValite Pro is a deep set, low glare, low profile and high performing downlight ideal for commercial and residential applications. Engineered to deliver high lumen efficacy, this downlight features Tri-Colour Selectable technology, giving installers a choice of 3 colour temperatures in 1 fitting for individual preference or application requirements. Incorporating a remote dimmable driver, the TriValite Pro is rated to IC-4 allowing it to be safely installed under ceiling insulation.



			<ul style="list-style-type: none"> <li>✓ VEET Approved</li> <li>✓ IPART Approved</li> </ul>
--	--	--	---

**PRODUCT DATA**

Order Code	171015
Voltage	220-240V
Wattage	9W
Lumen Output 3K	750Lm
Lumen Output 4K & 5.7K	800Lm
CCT	Tri-Colour Selectable - 3K / 4K / 5.7K
IP Rating	IP44
IC Rating	IC-4
Beam Angle	60°
Light Source	SMD Chips
Driver	Remote Flicker-Free
Dimmable	Yes. Leading or Trailing Edge, Universal (Refer to Dimmer Compatibility List)
Connection	1.2 flex & plug
Fitting Type	Reflector
Cutout Size	Ø90mm
Construction	Polycarbonate body
Fitting Colour	White
PF	0.9
Net Weight (kg)	0.24
Lifetime L70B50	35,000 hours
Warranty	5 years

**SUMMARY**

The TriValite Pro is a deep set, low glare, low profile and high performing downlight ideal for commercial and residential applications. Engineered to deliver high lumen efficacy, this downlight features Tri-Colour Selectable technology, giving installers a choice of 3 colour temperatures in 1 fitting for individual preference or application requirements. Incorporating a remote dimmable driver, the TriValite Pro is rated to IC-4 allowing it to be safely installed under ceiling insulation.



			<ul style="list-style-type: none"> <li>✓ VEET Approved</li> <li>✓ IPART Approved</li> </ul>
--	--	--	---

**PRODUCT DATA**

Order Code	171015BK
Voltage	220-240V
Wattage	9W
Lumen Output 3K	700Lm
Lumen Output 4K & 5.7K	750Lm
CCT	Tri-Colour Selectable - 3K / 4K / 5.7K
IP Rating	IP44
IC Rating	IC-4
Beam Angle	60°
Light Source	SMD Chips
Driver	Remote Flicker-Free
Dimmable	Yes. Leading or Trailing Edge, Universal (Refer to Dimmer Compatibility List)
Connection	1.2 flex & plug
Fitting Type	Reflector
Cutout Size	Ø90mm
Construction	Polycarbonate body
Fitting Colour	Black
PF	0.9
Net Weight (kg)	0.24
Lifetime L70B50	35,000 hours
Warranty	5 years



**SUMMARY**

The TriValite is a high performing low-profile downlight ideal for commercial and residential applications. Engineered to deliver high lumen efficacy, this downlight features Tri-Colour Selectable technology, giving installers a choice of 3 colour temperatures within 1 fitting for individual preference or application requirements. Incorporating a remote dimmable driver, the TriValite is rated to IC-4 allowing it to be safely installed under ceiling insulation.



			<ul style="list-style-type: none"> <li>✓ VEET Approved</li> <li>✓ IPART Approved</li> </ul>
--	--	--	---

**PRODUCT DATA**

Order Code	172083
Voltage	220-240V
Wattage	8W
Lumen Output 3K	750Lm
Lumen Output 4K & 5.7K	800Lm
CCT	Tri-Colour Selectable - 3K / 4K / 5.7K
IP Rating	IP54
IC Rating	IC-4
Beam Angle	100°
Light Source	SMD Chips
Driver	Remote
Dimmable	Yes. Leading or Trailing Edge, Universal (Refer to Dimmer Compatibility List)
Connection	1.2 flex & plug
Fitting Type	Flush
Cutout Size	Ø90mm
Construction	Polycarbonate body / opal polycarbonate diffuser
Fitting Colour	White
PF	0.9
Net Weight (kg)	0.24
Lifetime L70B50	35,000 hours
Warranty	5 years



**SUMMARY**

The TriValite is a high performing low-profile downlight ideal for commercial and residential applications. Engineered to deliver high lumen efficacy, this downlight features Tri-Colour Selectable technology, giving installers a choice of 3 colour temperatures within 1 fitting for individual preference or application requirements. Incorporating a remote dimmable driver, the TriValite is rated to IC-4 allowing it to be safely installed under ceiling insulation.



			<ul style="list-style-type: none"> <li>✓ VEET Approved</li> <li>✓ IPART Approved</li> </ul>
--	--	--	---

**PRODUCT DATA**

Order Code	172084
Voltage	220-240V
Wattage	8W
Lumen Output 3K	750Lm
Lumen Output 4K & 5.7k	800Lm
CCT	Tri-Colour Selectable - 3K / 4K / 5.7K
IP Rating	IP54
IC Rating	IC-4
Beam Angle	100°
Light Source	SMD Chips
Driver	Remote
Dimmable	Yes. Leading or Trailing Edge, Universal (Refer to Dimmer Compatibility List)
Connection	1.2 flex & plug
Fitting Type	Recessed
Cutout Size	Ø90mm
Construction	Polycarbonate body / opal polycarbonate diffuser
Fitting Colour	White
PF	0.9
Net Weight (kg)	0.24
Lifetime L70B50	35,000 hours
Warranty	5 years



**SUMMARY**

The TriValite is a high performing low-profile downlight ideal for commercial and residential applications. Engineered to deliver high lumen efficacy, this downlight features Tri-Colour Selectable technology, giving installers a choice of 3 colour temperatures within 1 fitting for individual preference or application requirements. Incorporating a remote dimmable driver, the TriValite is rated to IC-4 allowing it to be safely installed under ceiling insulation.



			<ul style="list-style-type: none"> <li>✓ VEET Approved</li> <li>✓ IPART Approved</li> </ul>
--	--	--	---

**PRODUCT DATA**

Order Code	172083BK
Voltage	220-240V
Wattage	8W
Lumen Output 3K	750Lm
Lumen Output 4K & 5.7K	800Lm
CCT	Tri-Colour Selectable - 3K / 4K / 5.7K
IP Rating	IP54
IC Rating	IC-4
Beam Angle	100°
Light Source	SMD Chips
Driver	Remote
Dimmable	Yes. Leading or Trailing Edge, Universal (Refer to Dimmer Compatibility List)
Connection	1.2 flex & plug
Fitting Type	Flush
Cutout Size	Ø90mm
Construction	Polycarbonate body / opal polycarbonate diffuser
Fitting Colour	Black
PF	0.9
Net Weight (kg)	0.24
Lifetime L70B50	35,000 hours
Warranty	5 years



**SUMMARY**

The TriValite is a high performing low-profile downlight ideal for commercial and residential applications. Engineered to deliver high lumen efficacy, this downlight features Tri-Colour Selectable technology, giving installers a choice of 3 colour temperatures within 1 fitting for individual preference or application requirements. Incorporating a remote dimmable driver, the TriValite is rated to IC-4 allowing it to be safely installed under ceiling insulation.



			<ul style="list-style-type: none"> <li>✓ VEET Approved</li> <li>✓ IPART Approved</li> </ul>
--	--	--	---

**PRODUCT DATA**

Order Code	172084BK
Voltage	220-240V
Wattage	8W
Lumen Output 3K	750Lm
Lumen Output 4K & 5.7k	800Lm
CCT	Tri-Colour Selectable - 3K / 4K / 5.7K
IP Rating	IP54
IC Rating	IC-4
Beam Angle	100°
Light Source	SMD Chips
Driver	Remote
Dimmable	Yes. Leading or Trailing Edge, Universal (Refer to Dimmer Compatibility List)
Connection	1.2 flex & plug
Fitting Type	Recessed
Cutout Size	Ø90mm
Construction	Polycarbonate body / opal polycarbonate diffuser
Fitting Colour	Black
PF	0.9
Net Weight (kg)	0.24
Lifetime L70B50	35,000 hours
Warranty	5 years



**SUMMARY**

The Marklite is a deep set, low glare downlight solution for residential and commercial applications. It features an integrated Flicker-Free driver for superior lighting comfort and Tri-Colour selectable technology offering the flexibility and convenience of 3 colour temperatures in 1 fitting. Installers can now cater to a broader range of needs with fewer variants, saving time and money. Rated IP44 and IC-4 for peace of mind, it can be safely installed in wet areas like bathrooms and abutted against thermal building materials like insulation.



			<ul style="list-style-type: none"> <li>✓ <b>VEET</b> Approved</li> <li>✓ <b>IPART</b> Approved</li> </ul>
--	--	--	---

**PRODUCT DATA**

Order Code	171014
Voltage	220-240V
Wattage	9W
Lumen Output 3K	750Lm
Lumen Output 4K & 5.7K	800Lm
CCT	Tri-Colour Selectable - 3K / 4K / 5.7K
IP Rating	IP44
IC Rating	IC-4
Beam Angle	60°
Light Source	SMD Chips
Driver	Integrated Flicker-Free
Dimmable	Yes. Leading or Trailing Edge, Universal (Refer to Dimmer Compatibility List)
Connection	1.2 flex & plug
Fitting Type	Deep set
Cutout Size	Ø90mm
Construction	Polycarbonate body / opal polycarbonate diffuser
Fitting Colour	White
PF	0.9
Net Weight (kg)	0.24
Lifetime L70B50	35,000 hours
Warranty	5 years



**SUMMARY**

The Marklite is a deep set, low glare downlight solution for residential and commercial applications. It features an integrated Flicker-Free driver for superior lighting comfort and Tri-Colour selectable technology offering the flexibility and convenience of 3 colour temperatures in 1 fitting. Installers can now cater to a broader range of needs with fewer variants, saving time and money. Rated IP54 and IC-4 for peace of mind, it can be safely installed in wet areas like bathrooms and abutted against thermal building materials like insulation.



			<ul style="list-style-type: none"> <li>✓ <b>VEET</b> Approved</li> <li>✓ <b>IPART</b> Approved</li> </ul>
--	--	--	---

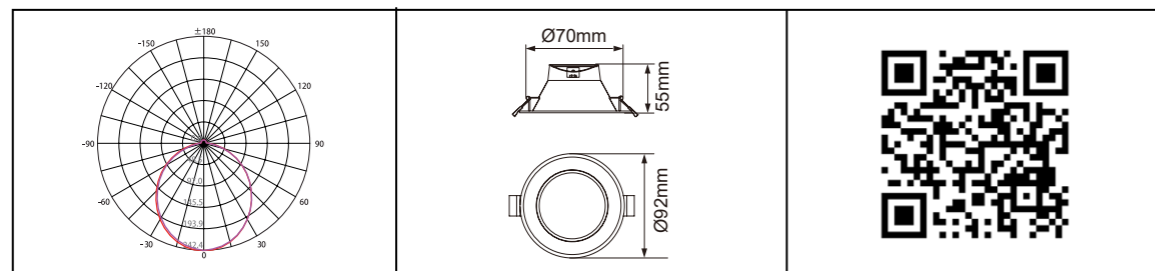
**PRODUCT DATA**

Order Code	171014BK
Voltage	220-240V
Wattage	9W
Lumen Output 3K	700Lm
Lumen Output 4K & 5.7K	750Lm
CCT	Tri-Colour Selectable - 3K / 4K / 5.7K
IP Rating	IP44
IC Rating	IC-4
Beam Angle	60°
Light Source	SMD Chips
Driver	Integrated Flicker-Free
Dimmable	Yes. Leading or Trailing Edge, Universal (Refer to Dimmer Compatibility List)
Connection	1.2 flex & plug
Fitting Type	Deep set
Cutout Size	Ø90mm
Construction	Polycarbonate body / opal polycarbonate diffuser
Fitting Colour	Black
PF	0.9
Net Weight (kg)	0.24
Lifetime L70B50	35,000 hours
Warranty	5 years



**SUMMARY**

The Plastial G3 Mini is a high performing downlight ideal for commercial and residential applications. Engineered to deliver high lumen efficacy up to 100Lm/W, this downlight features Tri-Colour Selectable technology, giving installers a choice of 3 colour temperatures within 1 fitting for individual preference or application requirements. Incorporating an integrated dimmable driver, the Plastial G3 Mini is rated to IC-4 allowing it to be safely installed under ceiling insulation.



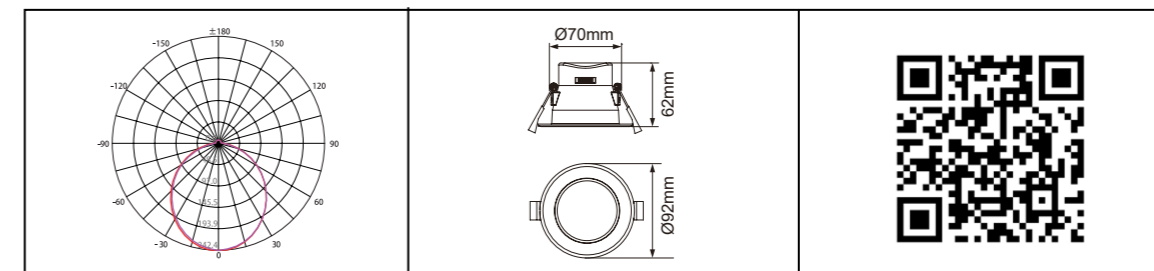
**PRODUCT DATA**

Order Code	171012
Voltage	220-240V
Wattage	7W
Lumen Output 3K	600Lm
Lumen Output 4K & 5.7K	700Lm
CCT	Tri-Colour Selectable - 3K / 4K / 5.7K
IP Rating	IP44
IC Rating	IC-4
Beam Angle	100°
Light Source	SMD Chips
Driver	Integrated
Dimmable	Yes. Leading or Trailing Edge, Universal (Refer to Dimmer Compatibility List)
Connection	1.2 flex & plug
Fitting Type	Flush
Cutout Size	Ø70mm
Construction	Polycarbonate body / opal polycarbonate diffuser
Fitting Colour	White
PF	0.9
Net Weight (kg)	0.18
Lifetime L70B50	35,000 hours
Warranty	5 years



**SUMMARY**

The Plastial G3 Mini is a high performing downlight ideal for commercial and residential applications. Engineered to deliver high lumen efficacy up to 100Lm/W, this downlight features Tri-Colour Selectable technology, giving installers a choice of 3 colour temperatures within 1 fitting for individual preference or application requirements. Incorporating an integrated dimmable driver, the Plastial G3 Mini is rated to IC-4 allowing it to be safely installed under ceiling insulation.



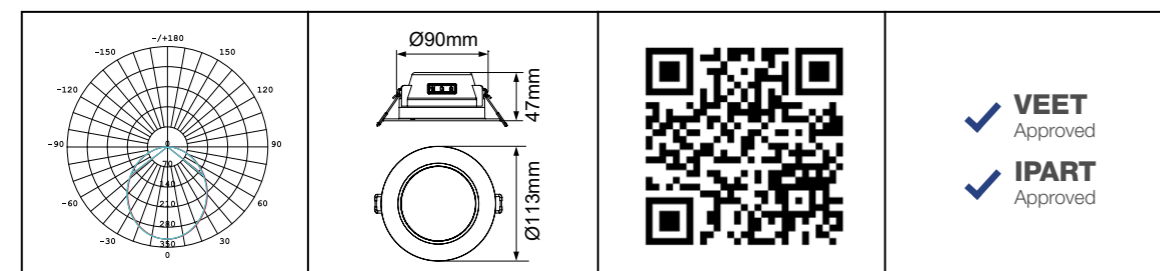
**PRODUCT DATA**

Order Code	171013
Voltage	220-240V
Wattage	7W
Lumen Output 3K	600Lm
Lumen Output 4K & 5.7K	700Lm
CCT	Tri-Colour Selectable - 3K / 4K / 5.7K
IP Rating	IP44
IC Rating	IC-4
Beam Angle	100°
Light Source	SMD Chips
Driver	Integrated
Dimmable	Yes. Leading or Trailing Edge, Universal (Refer to Dimmer Compatibility List)
Connection	1.2 flex & plug
Fitting Type	Recessed
Cutout Size	Ø70mm
Construction	Polycarbonate body / opal polycarbonate diffuser
Fitting Colour	White
PF	0.9
Net Weight (kg)	0.20
Lifetime L70B50	35,000 hours
Warranty	5 years



**SUMMARY**

The Plastial G3 is a high performing downlight ideal for commercial and residential applications. Engineered to deliver high lumen efficacy @ 114Lm/W, this downlight features Tri-Colour Selectable technology, giving installers a choice of 3 colour temperatures within 1 fitting for individual preference or application requirements. Incorporating an integrated dimmable driver, the Plastial G3 is rated to IC-4 allowing it to be safely installed under ceiling insulation.

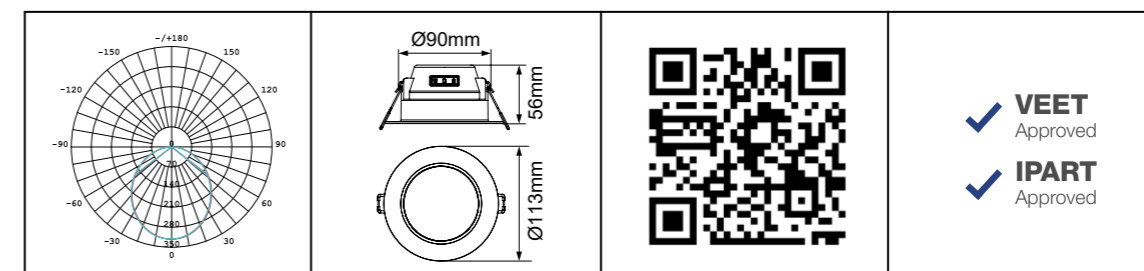


**PRODUCT DATA**

Order Code	171008
Voltage	220-240V
Wattage	7W
Lumen Output 3K	750Lm
Lumen Output 4K & 5.7K	800Lm
CCT	Tri-Colour Selectable - 3K / 4K / 5.7K
IP Rating	IP54
IC Rating	IC-4
Beam Angle	100°
Light Source	SMD Chips
Driver	Integrated
Dimmable	Yes. Leading or Trailing Edge, Universal (Refer to Dimmer Compatibility List)
Connection	1.2 flex & plug
Fitting Type	Flush
Cutout Size	Ø90mm
Construction	Polycarbonate body / opal polycarbonate diffuser
Fitting Colour	White
PF	0.9
Net Weight (kg)	0.20
Lifetime L70B50	35,000 hours
Warranty	5 years

**SUMMARY**

The Plastial G3 is a high performing downlight ideal for commercial and residential applications. Engineered to deliver high lumen efficacy @114Lm/W, this downlight features Tri-Colour Selectable technology, giving installers a choice of 3 colour temperatures within 1 fitting for individual preference or application requirements. Incorporating an integrated dimmable driver, the Plastial G3 is rated to IC-4 allowing it to be safely installed under ceiling insulation.



**PRODUCT DATA**

Order Code	171009
Voltage	220-240V
Wattage	7W
Lumen Output 3K	750Lm
Lumen Output 4K & 5.7k	800Lm
CCT	Tri-Colour Selectable - 3K / 4K / 5.7K
IP Rating	IP54
IC Rating	IC-4
Beam Angle	100°
Light Source	SMD Chips
Driver	Integrated
Dimmable	Yes. Leading or Trailing Edge, Universal (Refer to Dimmer Compatibility List)
Connection	1.2 flex & plug
Fitting Type	Recessed
Cutout Size	Ø90mm
Construction	Polycarbonate body / opal polycarbonate diffuser
Fitting Colour	White
PF	0.9
Net Weight (kg)	0.20
Lifetime L70B50	35,000 hours
Warranty	5 years



**SUMMARY**

The Plastial G3 is a high performing downlight ideal for commercial and residential applications. Engineered to deliver high lumen efficacy, this downlight incorporates an integrated dimmable driver. Rated to IC-4, this downlight can be safely installed under ceiling insulation.



			<ul style="list-style-type: none"> <li>✓ VEET Approved</li> <li>✓ IPART Approved</li> </ul>
--	--	--	---

**PRODUCT DATA**

Order Code	173353
Voltage	220-240V
Wattage	7W
Lumen Output 3K	750Lm
CCT	3000K
IP Rating	IP54
IC Rating	IC-4
Beam Angle	100°
Light Source	SMD Chips
Driver	Integrated
Dimmable	Yes. Leading or Trailing Edge, Universal (Refer to Dimmer Compatibility List)
Connection	1.2 flex & plug
Fitting Type	Recessed
Cutout Size	Ø90mm
Construction	Polycarbonate body / opal polycarbonate diffuser
Fitting Colour	White
PF	0.9
Net Weight (kg)	0.20
Lifetime L70B50	35,000 hours
Warranty	5 years



**SUMMARY**

The Plastial G3 is a high performing downlight ideal for commercial and residential applications. Engineered to deliver high lumen efficacy, this downlight incorporates an integrated dimmable driver. Rated to IC-4, this downlight can be safely installed under ceiling insulation.



--	--	--	--

**PRODUCT DATA**

Order Code	173354
Voltage	220-240V
Wattage	7W
Lumen Output	800Lm
CCT	4000K
IP Rating	IP54
IC Rating	IC-4
Beam Angle	100°
Light Source	SMD Chips
Driver	Integrated
Dimmable	Yes. Leading or Trailing Edge, Universal (Refer to Dimmer Compatibility List)
Connection	1.2 flex & plug
Fitting Type	Recessed
Cutout Size	Ø90mm
Construction	Polycarbonate body / opal polycarbonate diffuser
Fitting Colour	White
PF	0.9
Net Weight (kg)	0.20
Lifetime L70B50	35,000 hours
Warranty	5 years



**SUMMARY**

An 11W metal downlight solution for commercial and residential applications. Built to last, it features a metal body for durability and an opal polycarbonate diffuser for superior lighting comfort. It also features a remote dimmable driver and a pre-wired flex and plug. With Tri-Colour selectable technology, it offers the flexibility and convenience of 3 colour temperatures in 1 fitting. Rated IP54 and IC-4 for peace of mind, this fitting can be safely installed outside under eaves, in wet areas like bathroom and abutted against thermal building materials like insulation.



			<ul style="list-style-type: none"> <li>✓ VEET Approved</li> <li>✓ IPART Approved</li> </ul>
--	--	--	---

**PRODUCT DATA**

Order Code	171001
Voltage	220-240V
Wattage	11W
Lumen Output 3K	850Lm
Lumen Output 4K	950Lm
Lumen Output 5K	900Lm
CCT	Tri-Colour Selectable - 3K / 4K / 5K
IP Rating	IP54
IC Rating	IC-4
Beam Angle	110°
Light Source	SMD Chips
Driver	Remote
Dimmable	Yes. Leading or Trailing Edge, Universal (Refer to Dimmer Compatibility List)
Connection	1.2 flex & plug
Fitting Type	Flush
Cutout Size	Ø90mm
Construction	Metal body / opal polycarbonate diffuser
Fitting Colour	White
PF	0.9
Net Weight (kg)	0.30
Lifetime L70B50	50,000 hours
Warranty	5 years



**SUMMARY**

An 11W metal downlight solution for commercial and residential applications. Built to last, it features a metal body for durability and an opal polycarbonate diffuser for superior lighting comfort. It also features a remote dimmable driver and a pre-wired flex and plug. With Tri-Colour selectable technology, it offers the flexibility and convenience of 3 colour temperatures in 1 fitting. Rated IP54 and IC-4 for peace of mind, this fitting can be safely installed outside under eaves, in wet areas like bathroom and abutted against thermal building materials like insulation.



			<ul style="list-style-type: none"> <li>✓ VEET Approved</li> <li>✓ IPART Approved</li> </ul>
--	--	--	---

**PRODUCT DATA**

Order Code	171002
Voltage	220-240V
Wattage	11W
Lumen Output 3K	850Lm
Lumen Output 4K	950Lm
Lumen Output 5K	900Lm
CCT	Tri-Colour Selectable - 3K / 4K / 5K
IP Rating	IP54
IC Rating	IC-4
Beam Angle	110°
Light Source	SMD Chips
Driver	Remote
Dimmable	Yes. Leading or Trailing Edge, Universal (Refer to Dimmer Compatibility List)
Connection	1.2 flex & plug
Fitting Type	Recessed
Cutout Size	Ø90mm
Construction	Metal body / opal polycarbonate diffuser
Fitting Colour	White
PF	0.9
Net Weight (kg)	0.30
Lifetime L70B50	50,000 hours
Warranty	5 years





**SUMMARY**

An 11W metal downlight solution for commercial and residential applications. Built to last, it features a metal body for durability and an opal polycarbonate diffuser for superior lighting comfort. It also features a remote dimmable driver and a pre-wired flex and plug. With Tri-Colour selectable technology, it offers the flexibility and convenience of 3 colour temperatures in 1 fitting. Rated IP54 and IC-4 for peace of mind, this fitting can be safely installed outside under eaves, in wet areas like bathroom and abutted against thermal building materials like insulation.



			<ul style="list-style-type: none"> <li>✓ VEET Approved</li> <li>✓ IPART Approved</li> </ul>
--	--	--	---

**PRODUCT DATA**

Order Code	172021C
Voltage	220-240V
Wattage	11W
Lumen Output	850Lm
CCT	3000K
IP Rating	IP54
IC Rating	IC-4
Beam Angle	110°
Light Source	SMD Chips
Driver	Remote
Dimmable	Yes. Leading or Trailing Edge, Universal (Refer to Dimmer Compatibility List)
Connection	1.2 flex & plug
Fitting Type	Flush
Cutout Size	Ø90mm
Construction	Metal body / opal polycarbonate diffuser
Fitting Colour	White
PF	0.9
Net Weight (kg)	0.28
Lifetime L70B50	50,000 hours
Warranty	5 years



**SUMMARY**

An 11W metal downlight solution for commercial and residential applications. Built to last, it features a metal body for durability and an opal polycarbonate diffuser for superior lighting comfort. It also features a remote dimmable driver and a pre-wired flex and plug. With Tri-Colour selectable technology, it offers the flexibility and convenience of 3 colour temperatures in 1 fitting. Rated IP54 and IC-4 for peace of mind, this fitting can be safely installed outside under eaves, in wet areas like bathroom and abutted against thermal building materials like insulation.



			<ul style="list-style-type: none"> <li>✓ VEET Approved</li> <li>✓ IPART Approved</li> </ul>
--	--	--	---

**PRODUCT DATA**

Order Code	172001C
Voltage	220-240V
Wattage	11W
Lumen Output	850Lm
CCT	3000K
IP Rating	IP54
IC Rating	IC-4
Beam Angle	110°
Light Source	SMD Chips
Driver	Remote
Dimmable	Yes. Leading or Trailing Edge, Universal (Refer to Dimmer Compatibility List)
Connection	1.2 flex & plug
Fitting Type	Recessed
Cutout Size	Ø90mm
Construction	Metal body / opal polycarbonate diffuser
Fitting Colour	White
PF	0.9
Net Weight (kg)	0.28
Lifetime L70B50	50,000 hours
Warranty	5 years



**SUMMARY**

An 11W metal downlight solution for commercial and residential applications. Built to last, it features a metal body for durability and an opal polycarbonate diffuser for superior lighting comfort. It also features a remote dimmable driver and a pre-wired flex and plug. With Tri-Colour selectable technology, it offers the flexibility and convenience of 3 colour temperatures in 1 fitting. Rated IP54 and IC-4 for peace of mind, this fitting can be safely installed outside under eaves, in wet areas like bathroom and abutted against thermal building materials like insulation.



			<ul style="list-style-type: none"> <li>✓ VEET Approved</li> <li>✓ IPART Approved</li> </ul>
--	--	--	---

**PRODUCT DATA**

Order Code	172022C
Voltage	220-240V
Wattage	11W
Lumen Output	900Lm
CCT	4000K
IP Rating	IP54
IC Rating	IC-4
Beam Angle	110°
Light Source	SMD Chips
Driver	Remote
Dimmable	Yes. Leading or Trailing Edge, Universal (Refer to Dimmer Compatibility List)
Connection	1.2 flex & plug
Fitting Type	Flush
Cutout Size	Ø90mm
Construction	Metal body / opal polycarbonate diffuser
Fitting Colour	White
PF	0.9
Net Weight (kg)	0.28
Lifetime L70B50	50,000 hours
Warranty	5 years



**SUMMARY**

An 11W metal downlight solution for commercial and residential applications. Built to last, it features a metal body for durability and an opal polycarbonate diffuser for superior lighting comfort. It also features a remote dimmable driver and a pre-wired flex and plug. With Tri-Colour selectable technology, it offers the flexibility and convenience of 3 colour temperatures in 1 fitting. Rated IP54 and IC-4 for peace of mind, this fitting can be safely installed outside under eaves, in wet areas like bathroom and abutted against thermal building materials like insulation.



			<ul style="list-style-type: none"> <li>✓ VEET Approved</li> <li>✓ IPART Approved</li> </ul>
--	--	--	---

**PRODUCT DATA**

Order Code	172002C
Voltage	220-240V
Wattage	11W
Lumen Output	900Lm
CCT	4000K
IP Rating	IP54
IC Rating	IC-4
Beam Angle	110°
Light Source	SMD Chips
Driver	Remote
Dimmable	Yes. Leading or Trailing Edge, Universal (Refer to Dimmer Compatibility List)
Connection	1.2 flex & plug
Fitting Type	Recessed
Cutout Size	Ø90mm
Construction	Metal body / opal polycarbonate diffuser
Fitting Colour	White
PF	0.9
Net Weight (kg)	0.28
Lifetime L70B50	50,000 hours
Warranty	5 years



**SUMMARY**

The Celeste is an adjustable downlight ideal for commercial applications. Featuring a gimbal, the beam on this versatile fitting can be tilted up to 40 degrees to suit individual preferences or application requirements. Built to last, it incorporates high efficiency SMD LED chips housed in a metal body with an opal polycarbonate diffuser for optimal lighting comfort. The remote dimmable driver and pre-wired flex and plug ensures quick and easy installation.



			<ul style="list-style-type: none"> <li>✓ VEET Approved</li> <li>✓ IPART Approved</li> </ul>
--	--	--	---


**PRODUCT DATA**

Order Code	172007A
Voltage	220-240V
Wattage	11W
Lumen Output	800Lm
CCT	3000K
IP Rating	IP20
IC Rating	CA90
Beam Angle	100°
Light Source	SMD Chips
Driver	Remote
Dimmable	Yes. Leading or Trailing Edge, Universal (Refer to Dimmer Compatibility List)
Connection	1.2 flex & plug
Fitting Type	Gimbal - up to 40° tilt
Cutout Size	Ø90mm
Construction	Metal body / opal polycarbonate diffuser
Fitting Colour	White
PF	0.9
Net Weight (kg)	0.37
Lifetime L70B50	35,000 hours
Warranty	5 years



**SUMMARY**

The Celeste is an adjustable downlight ideal for commercial applications. Featuring a gimbal, the beam on this versatile fitting can be tilted up to 40 degrees to suit individual preferences or application requirements. Built to last, it incorporates high efficiency SMD LED chips housed in a metal body with an opal polycarbonate diffuser for optimal lighting comfort. The remote dimmable driver and pre-wired flex and plug ensures quick and easy installation.



			<ul style="list-style-type: none"> <li>✓ VEET Approved</li> <li>✓ IPART Approved</li> </ul>
--	--	--	---

**PRODUCT DATA**

Order Code	172008A
Voltage	220-240V
Wattage	11W
Lumen Output	850Lm
CCT	4000K
IP Rating	IP20
IC Rating	CA90
Beam Angle	100°
Light Source	SMD Chips
Driver	Remote
Dimmable	Yes. Leading or Trailing Edge, Universal (Refer to Dimmer Compatibility List)
Connection	1.2 flex & plug
Fitting Type	Gimbal - up to 40° tilt
Cutout Size	Ø90mm
Construction	Metal body / opal polycarbonate diffuser
Fitting Colour	White
PF	0.9
Net Weight (kg)	0.37
Lifetime L70B50	35,000 hours
Warranty	5 years



**SUMMARY**

The Emilite is an adjustable modular downlight ideal for commercial and residential applications. Engineered to deliver high lumen efficacy, this downlight features a remote dimmable driver, allowing it to be safely installed under ceiling insulation. The Emilite is required to be installed in conjunction with the Emilite downlight holder. It's also a retrofit solution to traditional GU10 and MR16 style downlights where the existing holder may be used.



			<ul style="list-style-type: none"> <li>✓ VEET Approved</li> <li>✓ IPART Approved</li> </ul>
--	--	--	---

**PRODUCT DATA**

Order Code	262001
Voltage	220-240V
Wattage	10.5W
Lumen Output	750Lm
CCT	3000K
IP Rating	IP20
Beam Angle	60°
Light Source	SMD Chips
Driver	Remote
Dimmable	Yes. Leading or Trailing Edge, Universal (Refer to Dimmer Compatibility List)
Connection	1.2 flex & plug
Construction	Aluminium body / faceted reflector
Fitting Colour	Black
PF	0.9
Net Weight (kg)	0.24
Lifetime L70B50	35,000 hours
Warranty	5 years

**OPTIONAL ACCESSORIES**

ITEM	ORDER CODE	ITEM	ORDER CODE
Fixed Holder (White)	292001	Gimbal Holder (Satin Chrome)	292004
Gimbal Holder (White)	292003		



**SUMMARY**

The Emilite is an adjustable modular downlight ideal for commercial and residential applications. Engineered to deliver high lumen efficacy, this downlight features a remote dimmable driver, allowing it to be safely installed under ceiling insulation. The Emilite is required to be installed in conjunction with the Emilite downlight holder. It's also a retrofit solution to traditional GU10 and MR16 style downlights where the existing holder may be used.



			<ul style="list-style-type: none"> <li>✓ VEET Approved</li> <li>✓ IPART Approved</li> </ul>
--	--	--	---

**PRODUCT DATA**

Order Code	262002
Voltage	220-240V
Wattage	10.5W
Lumen Output	800Lm
CCT	4000K
IP Rating	IP20
Beam Angle	60°
Light Source	SMD Chips
Driver	Remote
Dimmable	Yes. Leading or Trailing Edge, Universal (Refer to Dimmer Compatibility List)
Connection	1.2 flex & plug
Construction	Aluminium body / faceted reflector
Fitting Colour	Black
PF	0.9
Net Weight (kg)	0.24
Lifetime L70B50	35,000 hours
Warranty	5 years

**OPTIONAL ACCESSORIES**

ITEM	ORDER CODE	ITEM	ORDER CODE
Fixed Holder (White)	292001	Gimbal Holder (Satin Chrome)	292004
Gimbal Holder (White)	292003		



**SUMMARY**

The Emilite is an adjustable modular downlight ideal for commercial and residential applications. Engineered to deliver high lumen efficacy, this downlight features a remote dimmable driver, allowing it to be safely installed under ceiling insulation. The Emilite is required to be installed in conjunction with the Emilite downlight holder. It's also a retrofit solution to traditional GU10 and MR16 style downlights where the existing holder may be used.



			<ul style="list-style-type: none"> <li>✓ VEET Approved</li> <li>✓ IPART Approved</li> </ul>
--	--	--	---

**PRODUCT DATA**

Order Code	262003
Voltage	220-240V
Wattage	10.5W
Lumen Output	800Lm
CCT	5000K
IP Rating	IP20
Beam Angle	60°
Light Source	SMD Chips
Driver	Remote
Dimmable	Yes. Leading or Trailing Edge, Universal (Refer to Dimmer Compatibility List)
Connection	1.2 flex & plug
Construction	Aluminium body / faceted reflector
Fitting Colour	Black
PF	0.9
Net Weight (kg)	0.24
Lifetime L70B50	35,000 hours
Warranty	5 years

**OPTIONAL ACCESSORIES**

ITEM	ORDER CODE	ITEM	ORDER CODE
Fixed Holder (White)	292001	Gimbal Holder (Satin Chrome)	292004
Gimbal Holder (White)	292003		



**SUMMARY**

The Emilite Mini is an adjustable modular downlight ideal for commercial and residential applications. Engineered to deliver high lumen efficacy, this downlight features a remote dimmable driver, allowing it to be safely installed under ceiling insulation. The Emilite Mini is required to be installed in conjunction with the Emilite downlight holder. It's also a retrofit solution to traditional GU10 and MR16 style downlights where the existing holder may be used.



--	--	--

**PRODUCT DATA**

Order Code	263003
Voltage	220-240V
Wattage	6W
Lumen Output	550Lm
CCT	3000K
IP Rating	IP54
Beam Angle	60°
Light Source	SMD Chips
Driver	Remote
Dimmable	Yes. Leading or Trailing Edge, Universal (Refer to Dimmer Compatibility List)
Connection	1.2 flex & plug
Construction	Aluminium body / faceted reflector
Fitting Colour	Black
PF	0.9
Net Weight (kg)	0.16
Lifetime L70B50	35,000 hours
Warranty	5 years

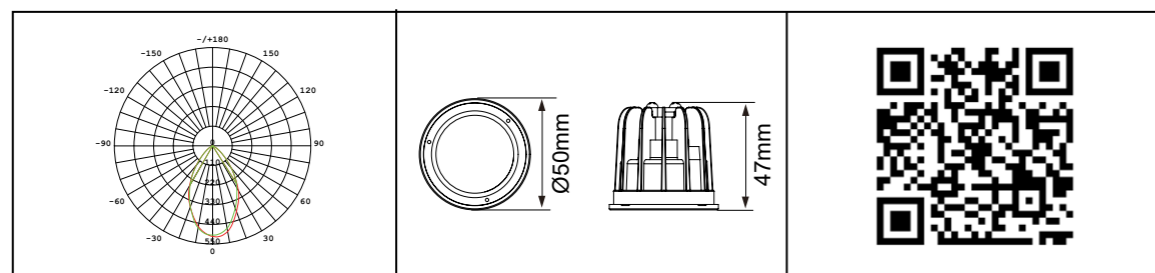
**OPTIONAL ACCESSORIES**

ITEM	ORDER CODE	ITEM	ORDER CODE
Fixed Holder (White)	292001	Gimbal Holder (Satin Chrome)	292004
Gimbal Holder (White)	292003		



**SUMMARY**

The Emilite Mini is an adjustable modular downlight ideal for commercial and residential applications. Engineered to deliver high lumen efficacy, this downlight features a remote dimmable driver, allowing it to be safely installed under ceiling insulation. The Emilite Mini is required to be installed in conjunction with the Emilite downlight holder. It's also a retrofit solution to traditional GU10 and MR16 style downlights where the existing holder may be used.



**PRODUCT DATA**

Order Code	263004
Voltage	220-240V
Wattage	6W
Lumen Output	600Lm
CCT	4000K
IP Rating	IP54
Beam Angle	60°
Light Source	SMD Chips
Driver	Remote
Dimmable	Yes. Leading or Trailing Edge, Universal (Refer to Dimmer Compatibility List)
Connection	1.2 flex & plug
Construction	Aluminium body / faceted reflector
Fitting Colour	Black
PF	0.9
Net Weight (kg)	0.16
Lifetime L70B50	35,000 hours
Warranty	5 years

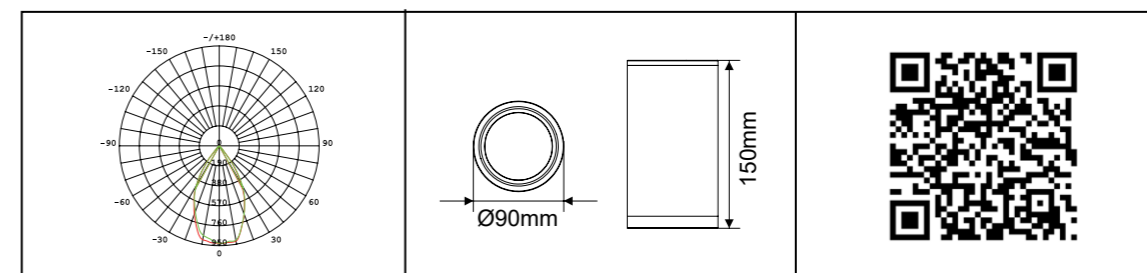
**OPTIONAL ACCESSORIES**

ITEM	ORDER CODE	ITEM	ORDER CODE
Fixed Holder (White)	292001	Gimbal Holder (Satin Chrome)	292004
Gimbal Holder (White)	292003		



**SUMMARY**

The Jenlite is a stylish surface mounted downlight ideal for commercial and residential applications. Engineered to deliver high lumen efficacy, it features an integrated driver and high efficiency COB LED chips. Suitable for outdoor use, the Jenlite is constructed from powder-coated die-cast metal for durability.



**PRODUCT DATA**

Order Code	173284
Voltage	220-240V
Wattage	10W
Lumen Output	820Lm
CCT	4000K
IP Rating	IP65
Beam Angle	60°
Light Source	COB Chips
Driver	Integrated
Dimmable	No
Construction	Metal body
Fitting Colour	White
PF	0.9
Net Weight (kg)	0.50
Lifetime L70B50	35,000 hours
Warranty	3 years



**SUMMARY**

The Jenlite is a stylish surface mounted downlight ideal for commercial and residential applications. Engineered to deliver high lumen efficacy, it features an integrated driver and high efficiency COB LED chips. Suitable for outdoor use, the Jenlite is constructed from powder-coated die-cast metal for durability.



			<ul style="list-style-type: none"> <li>✓ VEET Approved</li> <li>✓ IPART Approved</li> </ul>
--	--	--	---

**PRODUCT DATA**

Order Code	173274
Voltage	220-240V
Wattage	10W
Lumen Output	820Lm
CCT	4000K
IP Rating	IP65
Beam Angle	60°
Light Source	COB Chips
Driver	Integrated
Dimmable	No
Construction	Metal body
Fitting Colour	Black
PF	0.9
Net Weight (kg)	0.50
Lifetime L70B50	35,000 hours
Warranty	3 years



**SUMMARY**

The Jenlite is a stylish surface mounted downlight ideal for commercial and residential applications. Engineered to deliver high lumen efficacy, it features an integrated driver and high efficiency COB LED chips. Suitable for outdoor use, the Jenlite is constructed from powder-coated die-cast metal for durability.



			<ul style="list-style-type: none"> <li>✓ VEET Approved</li> <li>✓ IPART Approved</li> </ul>
--	--	--	---

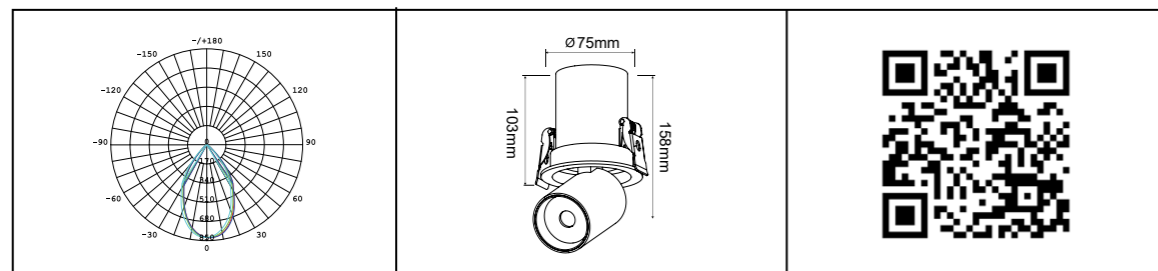
**PRODUCT DATA**

Order Code	173275
Voltage	220-240V
Wattage	10W
Lumen Output	820Lm
CCT	5000K
IP Rating	IP65
Beam Angle	60°
Light Source	COB Chips
Driver	Integrated
Dimmable	No
Construction	Metal body
Fitting Colour	Black
PF	0.9
Net Weight (kg)	0.50
Lifetime L70B50	35,000 hours
Warranty	3 years



**SUMMARY**

The Stork is a semi-recessed downlight with a retractable light module for residential, retail or commercial applications. Designed for versatility, it can be tilted up to 90°, rotated up to 355° and features a prismatic polycarbonate diffuser for superior low-glare lighting comfort. With the installer in mind, it also features an integrated driver and a pre-wired flex and plug for quick and easy installation. Rated IP44 and IC-4 for peace of mind, it can be safely abutted against thermal building materials like insulation.



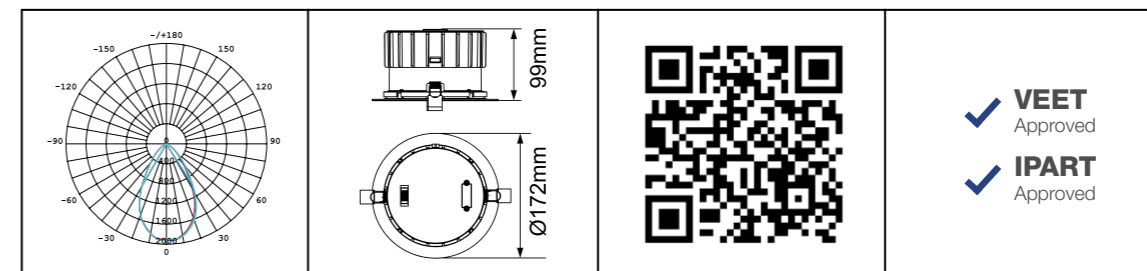
**PRODUCT DATA**

Order Code	173373
Voltage	220-240V
Wattage	10W
Lumen Output	720Lm
CCT	3000K
IP Rating	IP44 (below ceiling)
IC Rating	IC-4
Beam Angle	60° - 90° adjustable
Light Source	SMD Chips
Driver	Integrated
Dimmable	No
Connection	1.2 flex & plug
Fitting Type	Retractable - up to 355° rotation
Cutout Size	Ø75mm - 80mm
Construction	Metal body / opal polycarbonate diffuser
Fitting Colour	White
PF	0.9
Net Weight (kg)	0.37
Lifetime L70B50	35,000 hours
Warranty	5 years



**SUMMARY**

The Legolite is a low glare UGR<19 commercial downlight solution engineered to deliver high lumen efficacy. With Tri-Colour and Multi-Watt selectable technology, it offers the flexibility and convenience of 3 colour temperatures and 2 wattages in 1 fitting, allowing installers to cater to a broader range of needs with fewer variants. It featuring a faceted reflected and a transparent lens for superb optics. With the installer in mind, the Legolite incorporates an integrated dimmable driver and a pre-wired flex and plug for quick and easy installation.



**PRODUCT DATA**

Order Code	263000
Voltage	220-240V
Wattage	Multi-Watt Selectable 12W   8W
Lumen Output 3K	1100Lm   750Lm
Lumen Output 4K & 5K	1200Lm   800Lm
CCT	Tri-Colour Selectable - 3K / 4K / 5K
IP Rating	IP54
UGR Rating	UGR<19
IC Rating	CA90
Beam Angle	60°
Light Source	SMD Chips
Driver	Integrated
Dimmable	Yes. Leading or Trailing Edge, Universal (Refer to Dimmer Compatibility List)
Connection	1.2m flex & plug
Cutout Size	Ø150mm
Construction	Polycarbonate body
Fitting Colour	White
PF	0.9
Net Weight (kg)	0.60
Lifetime L70B50	50,000 hours
Warranty	5 years





**SUMMARY**

The Legolite is a low glare UGR<19 commercial downlight solution engineered to deliver high lumen efficacy. With Tri-Colour and Multi-Watt selectable technology, it offers the flexibility and convenience of 3 colour temperatures and 2 wattages in 1 fitting, allowing installers to cater to a broader range of needs with fewer variants. It featuring a faceted reflected and a transparent lens for superb optics. With the installer in mind, the Legolite incorporates an integrated dimmable driver and a pre-wired flex and plug for quick and easy installation.



			<ul style="list-style-type: none"> <li>✓ <b>VEET</b> Approved</li> <li>✓ <b>IPART</b> Approved</li> </ul>
--	--	--	---

**PRODUCT DATA**

Order Code	263001	
Voltage	220-240V	
Wattage	Multi-Watt Selectable 25W   18W	
Lumen Output 3K	2150Lm	1650Lm
Lumen Output 4K & 5K	2300Lm	1800Lm
CCT	Tri-Colour Selectable - 3K / 4K / 5K	
IP Rating	IP54	
UGR Rating	UGR<19	
IC Rating	CA90	
Beam Angle	60°	
Light Source	SMD Chips	
Driver	Integrated	
Dimmable	Yes. Leading or Trailing Edge, Universal (Refer to Dimmer Compatibility List)	
Connection	1.2m flex & plug	
Cutout Size	Ø150mm	
Construction	Polycarbonate body	
Fitting Colour	White	
PF	0.9	
Net Weight (kg)	0.60	
Lifetime L70B50	50,000 hours	
Warranty	5 years	

**SUMMARY**

The Legolite is a low glare UGR<19 commercial downlight solution engineered to deliver high lumen efficacy. With Tri-Colour and Multi-Watt selectable technology, it offers the flexibility and convenience of 3 colour temperatures and 2 wattages in 1 fitting, allowing installers to cater to a broader range of needs with fewer variants. It featuring a faceted reflected and a transparent lens for superb optics. With the installer in mind, the Legolite incorporates an integrated dimmable driver and a pre-wired flex and plug for quick and easy installation.



			<ul style="list-style-type: none"> <li>✓ <b>VEET</b> Approved</li> <li>✓ <b>IPART</b> Approved</li> </ul>
--	--	--	---

**PRODUCT DATA**

Order Code	263002	
Voltage	220-240V	
Wattage	Multi-Watt Selectable 12W   8W	
Lumen Output 3K	1100Lm	750Lm
Lumen Output 4K & 5K	1200Lm	800Lm
CCT	Tri-Colour Selectable - 3K / 4K / 5K	
IP Rating	IP54	
UGR Rating	UGR<19	
IC Rating	CA90	
Beam Angle	60°	
Light Source	SMD Chips	
Driver	Integrated	
Dimmable	Yes. Leading or Trailing Edge, Universal (Refer to Dimmer Compatibility List)	
Connection	1.2m flex & plug	
Cutout Size	Ø200mm	
Construction	Polycarbonate body / opal polycarbonate diffuser	
Fitting Colour	White	
PF	0.9	
Net Weight (kg)	0.69	
Lifetime L70B50	50,000 hours	



**SUMMARY**

The Legolite is a low glare UGR<19 commercial downlight solution engineered to deliver high lumen efficacy. With Tri-Colour and Multi-Watt selectable technology, it offers the flexibility and convenience of 3 colour temperatures and 2 wattages in 1 fitting, allowing installers to cater to a broader range of needs with fewer variants. It featuring a faceted reflected and a transparent lens for superb optics. With the installer in mind, the Legolite incorporates an integrated dimmable driver and a pre-wired flex and plug for quick and easy installation.



			<ul style="list-style-type: none"> <li>✓ <b>VEET</b> Approved</li> <li>✓ <b>IPART</b> Approved</li> </ul>
--	--	--	---

**PRODUCT DATA**

Order Code	263010	
Voltage	220-240V	
Wattage	Multi-Watt Selectable 25W   18W	
Lumen Output 3K	2150Lm	1650Lm
Lumen Output 4K & 5K	2300Lm	1800Lm
CCT	Tri-Colour Selectable - 3K / 4K / 5K	
IP Rating	IP54	
UGR Rating	UGR<19	
IC Rating	CA90	
Beam Angle	60°	
Light Source	SMD Chips	
Driver	Integrated	
Dimmable	Yes. Leading or Trailing Edge, Universal (Refer to Dimmer Compatibility List)	
Connection	1.2m flex & plug	
Cutout Size	Ø200mm	
Construction	Polycarbonate body / opal polycarbonate diffuser	
Fitting Colour	White	
PF	0.9	
Net Weight (kg)	0.69	
Lifetime L70B50	50,000 hours	



**SUMMARY**

The Legolite is a high performing commercial downlight. Engineered to deliver high lumen efficacy, it features Tri-Colour Selectable technology, giving installers a choice of 3 colour temperatures within 1 fitting for individual preference or application requirements. Incorporating an integrated dimmable driver, it also features Multi-Watt Selectable technology, giving installers a choice of 2 wattages within 1 fitting for maximum lumen output flexibility.



			<ul style="list-style-type: none"> <li>✓ <b>VEET</b> Approved</li> <li>✓ <b>IPART</b> Approved</li> </ul>
--	--	--	---


**PRODUCT DATA**

Order Code	263005	
Voltage	220-240V	
Wattage	Multi-Watt Selectable 12W   8W	
Lumen Output 3K	1100Lm	750Lm
Lumen Output 4K & 5K	1200Lm	800Lm
CCT	Tri-Colour Selectable - 3K / 4K / 5K	
IP Rating	IP54	
IC Rating	CA90	
Beam Angle	110°	
Light Source	SMD Chips	
Driver	Integrated	
Dimmable	Yes. Leading or Trailing Edge, Universal (Refer to Dimmer Compatibility List)	
Connection	1.2m flex & plug	
Cutout Size	Ø150mm	
Construction	Polycarbonate body / opal polycarbonate diffuser	
Fitting Colour	White	
PF	0.9	
Net Weight (kg)	0.60	
Lifetime L70B50	50,000 hours	
Warranty	5 years	



**SUMMARY**

The Legolite is a high performing commercial downlight. Engineered to deliver high lumen efficacy, it features Tri-Colour Selectable technology, giving installers a choice of 3 colour temperatures within 1 fitting for individual preference or application requirements. Incorporating an integrated dimmable driver, it also features Multi-Watt Selectable technology, giving installers a choice of 2 wattages within 1 fitting for maximum lumen output flexibility.



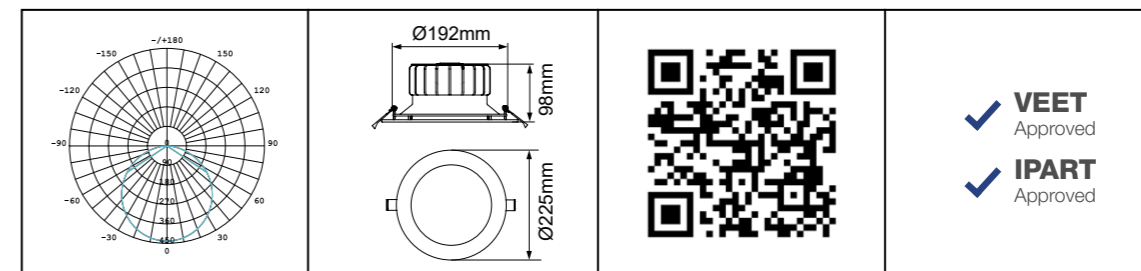
**PRODUCT DATA**

Order Code	263006	
Voltage	220-240V	
Wattage	Multi-Watt Selectable 25W   18W	
Lumen Output 3K	2150Lm	1650Lm
Lumen Output 4K & 5K	2300Lm	1800Lm
CCT	Tri-Colour Selectable - 3K / 4K / 5K	
IP Rating	IP54	
IC Rating	CA90	
Beam Angle	110°	
Light Source	SMD Chips	
Driver	Integrated	
Dimmable	Yes. Leading or Trailing Edge, Universal (Refer to Dimmer Compatibility List)	
Connection	1.2m flex & plug	
Cutout Size	Ø150mm	
Construction	Polycarbonate body / opal polycarbonate diffuser	
Fitting Colour	White	
PF	0.9	
Net Weight (kg)	0.60	
Lifetime L70B50	50,000 hours	
Warranty	5 years	



**SUMMARY**

The Legolite is a high performing commercial downlight. Engineered to deliver high lumen efficacy, it features Tri-Colour Selectable technology, giving installers a choice of 3 colour temperatures within 1 fitting for individual preference or application requirements. Incorporating an integrated dimmable driver, it also features Multi-Watt Selectable technology, giving installers a choice of 2 wattages within 1 fitting for maximum lumen output flexibility.



**PRODUCT DATA**

Order Code	263007	
Voltage	220-240V	
Wattage	Multi-Watt Selectable 12W   8W	
Lumen Output 3K	1100Lm	750Lm
Lumen Output 4K & 5K	1200Lm	800Lm
CCT	Tri-Colour Selectable - 3K / 4K / 5K	
IP Rating	IP54	
IC Rating	CA90	
Beam Angle	110°	
Light Source	SMD Chips	
Driver	Integrated	
Dimmable	Yes. Leading or Trailing Edge, Universal (Refer to Dimmer Compatibility List)	
Connection	1.2m flex & plug	
Cutout Size	Ø200mm	
Construction	Polycarbonate body / opal polycarbonate diffuser	
Fitting Colour	White	
PF	0.9	
Net Weight (kg)	0.69	
Lifetime L70B50	50,000 hours	
Warranty	5 years	



**SUMMARY**

The Legolite is a high performing commercial downlight. Engineered to deliver high lumen efficacy, it features Tri-Colour Selectable technology, giving installers a choice of 3 colour temperatures within 1 fitting for individual preference or application requirements. Incorporating an integrated dimmable driver, it also features Multi-Watt Selectable technology, giving installers a choice of 2 wattages within 1 fitting for maximum lumen output flexibility.



			<ul style="list-style-type: none"> <li>✓ VEET Approved</li> <li>✓ IPART Approved</li> </ul>
--	--	--	---

**PRODUCT DATA**

Order Code	263008	
Voltage	220-240V	
Wattage	Multi-Watt Selectable 25W   18W	
Lumen Output 3K	2150Lm	1650Lm
Lumen Output 4K & 5K	2300Lm	1800Lm
CCT	Tri-Colour Selectable - 3K / 4K / 5K	
IP Rating	IP54	
IC Rating	CA90	
Beam Angle	110°	
Light Source	SMD Chips	
Driver	Integrated	
Dimmable	Yes. Leading or Trailing Edge, Universal (Refer to Dimmer Compatibility List)	
Connection	1.2m flex & plug	
Cutout Size	Ø200mm	
Construction	Polycarbonate body / opal polycarbonate diffuser	
Fitting Colour	White	
PF	0.9	
Net Weight (kg)	0.69	
Lifetime L70B50	50,000 hours	
Warranty	5 years	



**SUMMARY**


The Protail is a high performing commercial downlight. Rated to UGR<19, it features low-glare characteristics for improved lighting comfort. The Protail incorporates an aluminium heat sink and an integrated driver.



			<ul style="list-style-type: none"> <li>✓ VEET Approved</li> <li>✓ IPART Approved</li> </ul>
--	--	--	---

**PRODUCT DATA**

Order Code	172308
Voltage	220-240V
Wattage	8W
Lumen Output	720Lm
CCT	3000K
IP Rating	IP20
IC Rating	CA90
UGR Rating	UGR<19
Beam Angle	60°
Light Source	SMD Chips
Driver	Integrated
Dimmable	No
Connection	1.2 flex & plug
Cutout Size	Ø100mm
Construction	Polycarbonate body / faceted reflector
Fitting Colour	White
PF	0.9
Net Weight (kg)	0.28
Lifetime L70B50	50,000 hours
Warranty	5 years



**SUMMARY**

The Protail is a high performing commercial downlight. Rated to UGR<19, it features low-glare characteristics for improved lighting comfort. The Protail incorporates an aluminium heat sink and an integrated driver.



			<ul style="list-style-type: none"> <li>✓ <b>VEET</b> Approved</li> <li>✓ <b>IPART</b> Approved</li> </ul>
--	--	--	---

**PRODUCT DATA**

Order Code	172410
Voltage	220-240V
Wattage	8W
Lumen Output	800Lm
CCT	4000K
IP Rating	IP20
IC Rating	CA90
UGR Rating	UGR<19
Beam Angle	60°
Light Source	SMD Chips
Driver	Integrated
Dimmable	No
Connection	1.2 flex & plug
Cutout Size	Ø100mm
Construction	Polycarbonate body / faceted reflector
Fitting Colour	White
PF	0.9
Net Weight (kg)	0.28
Lifetime L70B50	50,000 hours
Warranty	5 years



**SUMMARY**


The Protail is a high performing commercial downlight. Rated to UGR<19, it features low-glare characteristics for improved lighting comfort. The Protail incorporates an aluminium heat sink and an integrated driver.



			<ul style="list-style-type: none"> <li>✓ <b>VEET</b> Approved</li> <li>✓ <b>IPART</b> Approved</li> </ul>
--	--	--	---

**PRODUCT DATA**

Order Code	172411
Voltage	220-240V
Wattage	18W
Lumen Output	1800Lm
CCT	4000K
IP Rating	IP20
IC Rating	CA90
UGR Rating	UGR<19
Beam Angle	60°
Light Source	SMD Chips
Driver	Integrated
Dimmable	No
Connection	1.2 flex & plug
Cutout Size	Ø150mm
Construction	Polycarbonate body / faceted reflector
Fitting Colour	White
PF	0.9
Net Weight (kg)	0.44
Lifetime L70B50	50,000 hours
Warranty	5 years



**SUMMARY**

The Protail is a high performing commercial downlight. Rated to UGR<19, it features low-glare characteristics for improved lighting comfort. The Protail incorporates an aluminium heat sink and an integrated driver.



			<ul style="list-style-type: none"> <li>✓ <b>VEET</b> Approved</li> <li>✓ <b>IPART</b> Approved</li> </ul>
--	--	--	---

**PRODUCT DATA**

Order Code	172414
Voltage	220-240V
Wattage	18W
Lumen Output	1800Lm
CCT	4000K
IP Rating	IP20
IC Rating	CA90
UGR Rating	UGR<19
Beam Angle	60°
Light Source	SMD Chips
Driver	Integrated
Dimmable	No
Connection	1.2 flex & plug
Cutout Size	Ø200mm
Construction	Polycarbonate body / faceted reflector
Fitting Colour	White
PF	0.9
Net Weight (kg)	0.60
Lifetime L70B50	50,000 hours
Warranty	5 years



**SUMMARY**

The Protail is a high performing commercial downlight. Rated to UGR<19, it features low-glare characteristics for improved lighting comfort. The Protail incorporates an aluminium heat sink and an integrated driver.



			<ul style="list-style-type: none"> <li>✓ <b>VEET</b> Approved</li> <li>✓ <b>IPART</b> Approved</li> </ul>
--	--	--	---

**PRODUCT DATA**

Order Code	172415
Voltage	220-240V
Wattage	24W
Lumen Output	2400Lm
CCT	4000K
IP Rating	IP20
IC Rating	CA90
UGR Rating	UGR<19
Beam Angle	60°
Light Source	SMD Chips
Driver	Integrated
Dimmable	No
Connection	1.2 flex & plug
Cutout Size	Ø200mm
Construction	Polycarbonate body / faceted reflector
Fitting Colour	White
PF	0.9
Net Weight (kg)	0.60
Lifetime L70B50	50,000 hours
Warranty	5 years



**SUMMARY**

The Vector is a high performance commercial downlight solution for corporate offices, retail shopping centres, and other service facilities. It's dimmable, rated to IP54 and incorporates high efficiency SMD LED chips. Engineered to be robust, it features a durable metal body and opal polycarbonate diffuser. It also features a remote driver and pre-wired flex and plug for quick and easy installation.



			<ul style="list-style-type: none"> <li>✓ VEET Approved</li> <li>✓ IPART Approved</li> </ul>
--	--	--	---

**PRODUCT DATA**

Order Code	173204
Voltage	220-240V
Wattage	11W
Lumen Output	1100Lm
CCT	4000K
IP Rating	IP54
IC Rating	IC
Beam Angle	90°
Light Source	SMD Chips
Driver	Remote
Dimmable	Yes
Connection	1.2 flex & plug
Cutout Size	Ø160mm
Construction	Metal body / opal polycarbonate diffuser
Fitting Colour	White
PF	0.9
Net Weight (kg)	0.97
Lifetime L70B50	50,000 hours
Warranty	5 years

**SUMMARY**

The Vector is a high performance commercial downlight solution for corporate offices, retail shopping centres, and other service facilities. It's dimmable, rated to IP54 and incorporates high efficiency SMD LED chips. Engineered to be robust, it features a durable metal body and opal polycarbonate diffuser. It also features a remote driver and pre-wired flex and plug for quick and easy installation.



			<ul style="list-style-type: none"> <li>✓ VEET Approved</li> <li>✓ IPART Approved</li> </ul>
--	--	--	---

**PRODUCT DATA**

Order Code	173213
Voltage	220-240V
Wattage	18W
Lumen Output	1650Lm
CCT	3000K
IP Rating	IP54
IC Rating	IC
Beam Angle	90°
Light Source	SMD Chips
Driver	Remote
Dimmable	Yes
Connection	1.2 flex & plug
Cutout Size	Ø160mm
Construction	Metal body / opal polycarbonate diffuser
Fitting Colour	White
PF	0.9
Net Weight (kg)	0.97
Lifetime L70B50	50,000 hours
Warranty	5 years



**SUMMARY**

The Vector is a high performance commercial downlight solution for corporate offices, retail shopping centres, and other service facilities. It's dimmable, rated to IP54 and incorporates high efficiency SMD LED chips. Engineered to be robust, it features a durable metal body and opal polycarbonate diffuser. It also features a remote driver and pre-wired flex and plug for quick and easy installation.



			<p>✓ <b>VEET</b> Approved</p> <p>✓ <b>IPART</b> Approved</p>
--	--	--	--

**PRODUCT DATA**

Order Code	173214
Voltage	220-240V
Wattage	18W
Lumen Output	1800Lm
CCT	4000K
IP Rating	IP54
IC Rating	IC
Beam Angle	90°
Light Source	SMD Chips
Driver	Remote
Dimmable	Yes
Connection	1.2 flex & plug
Cutout Size	Ø160mm
Construction	Metal body / opal polycarbonate diffuser
Fitting Colour	White
PF	0.9
Net Weight (kg)	0.97
Lifetime L70B50	50,000 hours
Warranty	5 years

**SUMMARY**

The Vector is a high performance commercial downlight solution for corporate offices, retail shopping centres, and other service facilities. It's dimmable, rated to IP54 and incorporates high efficiency SMD LED chips. Engineered to be robust, it features a durable metal body and opal polycarbonate diffuser. It also features a remote driver and pre-wired flex and plug for quick and easy installation.



			<p>✓ <b>IPART</b> Approved</p>
--	--	--	------------------------------------

**PRODUCT DATA**

Order Code	172039
Voltage	220-240V
Wattage	25W
Lumen Output	2000Lm
CCT	3000K
IP Rating	IP54
IC Rating	IC
Beam Angle	90°
Light Source	SMD Chips
Driver	Remote
Dimmable	Yes
Connection	1.2 flex & plug
Cutout Size	Ø160mm
Construction	Metal body / opal polycarbonate diffuser
Fitting Colour	White
PF	0.9
Net Weight (kg)	0.97
Lifetime L70B50	50,000 hours
Warranty	5 years





**SUMMARY**

The Vector is a high performance commercial downlight solution for corporate offices, retail shopping centres, and other service facilities. It's dimmable, rated to IP54 and incorporates high efficiency SMD LED chips. Engineered to be robust, it features a durable metal body and opal polycarbonate diffuser. It also features a remote driver and pre-wired flex and plug for quick and easy installation.



--	--	--	--

**PRODUCT DATA**

Order Code	172040
Voltage	220-240V
Wattage	25W
Lumen Output	2200Lm
CCT	4000K
IP Rating	IP54
IC Rating	IC
Beam Angle	90°
Light Source	SMD Chips
Driver	Remote
Dimmable	Yes
Connection	1.2 flex & plug
Cutout Size	Ø160mm
Construction	Metal body / opal polycarbonate diffuser
Fitting Colour	White
PF	0.9
Net Weight (kg)	0.97
Lifetime L70B50	50,000 hours
Warranty	5 years



**SUMMARY**

The Vector is a high performance commercial downlight solution for corporate offices, retail shopping centres, and other service facilities. It's dimmable, rated to IP54 and incorporates high efficiency SMD LED chips. Engineered to be robust, it features a durable metal body and opal polycarbonate diffuser. It also features a remote driver and pre-wired flex and plug for quick and easy installation.



--	--	--	--

**PRODUCT DATA**

Order Code	173224
Voltage	220-240V
Wattage	11W
Lumen Output	1100Lm
CCT	4000K
IP Rating	IP54
IC Rating	IC
Beam Angle	90°
Light Source	SMD Chips
Driver	Remote
Dimmable	Yes
Connection	1.2 flex & plug
Cutout Size	Ø195mm
Construction	Metal body / opal polycarbonate diffuser
Fitting Colour	White
PF	0.9
Net Weight (kg)	1.30
Lifetime L70B50	50,000 hours
Warranty	5 years



**SUMMARY**

The Vector is a high performance commercial downlight solution for corporate offices, retail shopping centres, and other service facilities. It's dimmable, rated to IP54 and incorporates high efficiency SMD LED chips. Engineered to be robust, it features a durable metal body and opal polycarbonate diffuser. It also features a remote driver and pre-wired flex and plug for quick and easy installation.



			<ul style="list-style-type: none"> <li>✓ VEET Approved</li> <li>✓ IPART Approved</li> </ul>
--	--	--	---

**PRODUCT DATA**

Order Code	173233
Voltage	220-240V
Wattage	18W
Lumen Output	1650Lm
CCT	3000K
IP Rating	IP54
IC Rating	IC
Beam Angle	90°
Light Source	SMD Chips
Driver	Remote
Dimmable	Yes
Connection	1.2 flex & plug
Cutout Size	Ø195mm
Construction	Metal body / opal polycarbonate diffuser
Fitting Colour	White
PF	0.9
Net Weight (kg)	1.30
Lifetime L70B50	50,000 hours
Warranty	5 years



**SUMMARY**

The Vector is a high performance commercial downlight solution for corporate offices, retail shopping centres, and other service facilities. It's dimmable, rated to IP54 and incorporates high efficiency SMD LED chips. Engineered to be robust, it features a durable metal body and opal polycarbonate diffuser. It also features a remote driver and pre-wired flex and plug for quick and easy installation.



			<ul style="list-style-type: none"> <li>✓ VEET Approved</li> <li>✓ IPART Approved</li> </ul>
--	--	--	---

**PRODUCT DATA**

Order Code	173234
Voltage	220-240V
Wattage	18W
Lumen Output	1800Lm
CCT	4000K
IP Rating	IP54
IC Rating	IC
Beam Angle	90°
Light Source	SMD Chips
Driver	Remote
Dimmable	Yes
Connection	1.2 flex & plug
Cutout Size	Ø195mm
Construction	Metal body / opal polycarbonate diffuser
Fitting Colour	White
PF	0.9
Net Weight (kg)	1.30
Lifetime L70B50	50,000 hours
Warranty	5 years



**SUMMARY**

The Vector is a high performance commercial downlight solution for corporate offices, retail shopping centres, and other service facilities. It's dimmable, rated to IP54 and incorporates high efficiency SMD LED chips. Engineered to be robust, it features a durable metal body and opal polycarbonate diffuser. It also features a remote driver and pre-wired flex and plug for quick and easy installation.



--	--	--	--

**PRODUCT DATA**

Order Code	172047
Voltage	220-240V
Wattage	35W
Lumen Output	3000Lm
CCT	3000K
IP Rating	IP54
IC Rating	IC
Beam Angle	90°
Light Source	SMD Chips
Driver	Remote
Dimmable	Yes
Connection	1.2 flex & plug
Cutout Size	Ø195mm
Construction	Metal body / opal polycarbonate diffuser
Fitting Colour	White
PF	0.9
Net Weight (kg)	1.30
Lifetime L70B50	50,000 hours
Warranty	5 years



**SUMMARY**

The Vector is a high performance commercial downlight solution for corporate offices, retail shopping centres, and other service facilities. It's dimmable, rated to IP54 and incorporates high efficiency SMD LED chips. Engineered to be robust, it features a durable metal body and opal polycarbonate diffuser. It also features a remote driver and pre-wired flex and plug for quick and easy installation.



--	--	--	--

**PRODUCT DATA**

Order Code	172048
Voltage	220-240V
Wattage	35W
Lumen Output	3300Lm
CCT	4000K
IP Rating	IP54
IC Rating	IC
Beam Angle	90°
Light Source	SMD Chips
Driver	Remote
Dimmable	Yes
Connection	1.2 flex & plug
Cutout Size	Ø195mm
Construction	Metal body / opal polycarbonate diffuser
Fitting Colour	White
PF	0.9
Net Weight (kg)	1.30
Lifetime L70B50	50,000 hours
Warranty	5 years



**SUMMARY**

The Vector is a high performing commercial downlight. It features a round adjustable head that can be tilted up to 60 degrees to suit individual preference or application requirements. It also features Tri-Colour Selectable technology, giving installers a choice of 3 colour temperatures within 1 fitting. The Vector incorporates an aluminium heat sink and an integrated driver.



			<ul style="list-style-type: none"> <li>✓ VEET Approved</li> <li>✓ IPART Approved</li> </ul>
--	--	--	---

**PRODUCT DATA**

Order Code	171006
Voltage	220-240V
Wattage	38W
Lumen Output 3K	3800Lm
Lumen Output 4K & 5.7K	4100Lm
CCT	Tri-Colour Selectable - 3K / 4K / 5.7K
IP Rating	IP20
Beam Angle	60°
Light Source	SMD Chips
Driver	Integrated
Dimmable	No
Connection	1.2 flex & plug
Cutout Size	Ø170mm
Construction	Aluminium body / etched glass diffuser
Fitting Colour	White
PF	0.9
Net Weight (kg)	1.33
Lifetime L70B50	50,000 hours
Warranty	5 years

**OPTIONAL ACCESSORIES**

ITEM	ORDER CODE
Adapter Plate	292013



**SUMMARY**

The Vector is a high performing commercial downlight. It features a rectangular adjustable head that can be tilted up to 60 degrees to suit individual preference or application requirements. It also features Tri-Colour Selectable technology, giving installers a choice of 3 colour temperatures within 1 fitting. The Vector incorporates an aluminium heat sink and an integrated driver.



			<ul style="list-style-type: none"> <li>✓ VEET Approved</li> <li>✓ IPART Approved</li> </ul>
--	--	--	---

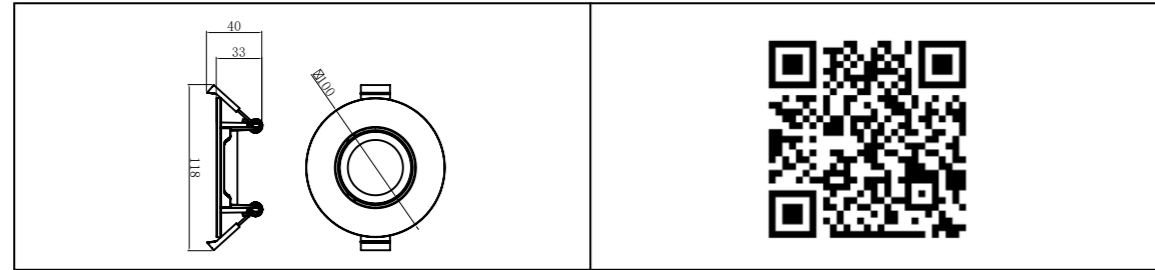
**PRODUCT DATA**

Order Code	171007
Voltage	220-240V
Wattage	38W
Lumen Output 3K	3800Lm
Lumen Output 4K & 5.7K	4100Lm
CCT	Tri-Colour Selectable - 3K / 4K / 5.7K
IP Rating	IP20
Beam Angle	100°
Light Source	SMD Chips
Driver	Integrated
Dimmable	No
Connection	1.2 flex & plug
Cutout Size	227 x 130mm
Construction	Aluminium body / etched glass diffuser
Fitting Colour	White
PF	0.9
Net Weight (kg)	1.50
Lifetime L70B50	50,000 hours
Warranty	5 years



**SUMMARY**

A downlight holder made from die-cast metal with smooth white powder coated finish, designed to be used in conjunction with the Emilite Modular Downlight. It features a gimbal, allowing it to be adjusted to a precise angle for individual preference or application requirements.




**PRODUCT DATA - FIXED**

Order Code	292001
Colour	White
Fitting Type	Fixed
Cutout Size	68-72mm
Construction	Die-cast metal
Compatibility	Emilite Mini: 263003, 263004.
Warranty	5 years



**SUMMARY**

A downlight holder made from die-cast metal with smooth white powder coated finish, designed to be used in conjunction with the Emilite Modular Downlight. It features a gimbal, allowing it to be adjusted to a precise angle for individual preference or application requirements.





**PRODUCT DATA - GIMBAL**

Order Code	292003
Colour	White
Fitting Type	Gimbal
Cutout Size	92mm
Construction	Die-cast metal
Compatibility	Emilite Mini: 263003, 263004.
Warranty	5 years



**SUMMARY**

A downlight holder made from die-cast metal with smooth white powder coated finish, designed to be used in conjunction with the Emilite Modular Downlight. It features a gimbal, allowing it to be adjusted to a precise angle for individual preference or application requirements.




**PRODUCT DATA - Gimbal**

Order Code	292004
Colour	Satin chrome
Fitting Type	Gimbal
Cutout Size	92mm
Construction	Die-cast metal
Compatibility	Emilite Mini: 263003, 263004.
Warranty	5 years



**SUMMARY**

A downlight holder made from die-cast metal with smooth white powder coated finish, designed to be used in conjunction with the Vector Adjustable Commercial Downlight.



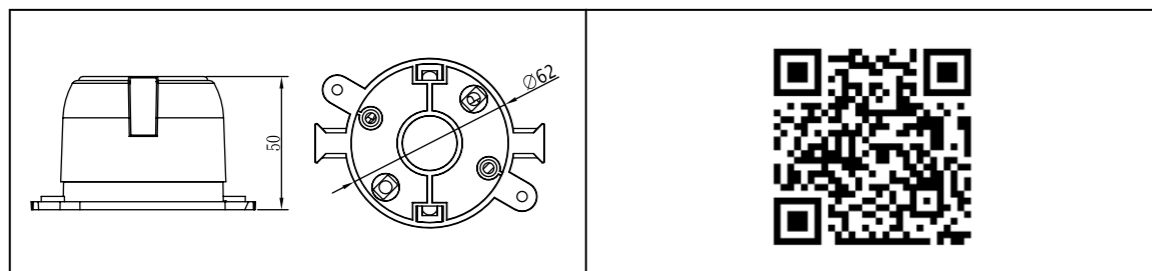
**PRODUCT DATA - Fixed**

Order Code	292013
Colour	White
Fitting Type	Fixed
Cutout Size	195mm
Construction	Die-cast metal
Compatibility	Vector: 171006
Warranty	5 years



**SUMMARY**

A 10amp surface mount socket that's super easy to fit-off. With the installer in mind, this single-outlet plug base is back-wired and features 4 large terminals for excellent visibility and ease of wiring. It also features a transparent snap-on base plate for fuss-free mounting and installation. Incredibly durable, it has a high-impact polycarbonate housing and is fully approved to all relevant Australian standards.



**PRODUCT DATA**

Order Code	243009
Voltage	220-240V
Rated Current	10A
Construction	Polycarbonate
Fitting Colour	White - Transparent snap-on base plate cover
Warranty	3 years



# CATEGORY OVERVIEW

QUALITY • INNOVATION • CONVENIENCE

## EMERGENCY



**Edgeway**  
Emergency Blade Exit  
3W  
P. 192



**Viewway**  
Emergency Exit  
4W  
P. 193



**Ledway**  
Emergency Light  
2W  
P. 194



**Stellar V**  
IP20 Emergency Batten  
4ft / Five-Colour / Multi-Watt  
P. 195



**Tempest V**  
IP65 Emergency & Sensor Batten  
2ft / Five-Colour / Multi-Watt  
P. 204



**Tempest V**  
IP65 Emergency & Sensor Batten  
4ft / Five-Colour / Multi-Watt  
P. 205



**Tempest G3**  
IP65 Emergency Batten  
4ft / 4000K / Multi-Watt  
P. 206



**Tempest Nova**  
IP65 Emergency Batten  
5ft / Tri-Colour / 60W  
P. 207



**Stellar V**  
IP20 Emergency & Sensor Batten  
4ft / Five-Colour / Multi-Watt  
P. 196



**Stellar V Wide**  
IP20 Emergency Batten  
2ft / Five-Colour / Multi-Watt  
P. 197



**Stellar V Wide**  
IP20 Emergency Batten  
4ft / Five-Colour / Multi-Watt  
P. 198



**Stellar V Wide**  
IP20 Emergency & Sensor Batten  
2ft / Five-Colour / Multi-Watt  
P. 199



**Espace**  
IP65 Emergency Bunker  
5000K / 13W  
P. 208



**Emergency Kit**  
Fortlite, Unit, Sandy Compatible  
Emergency Accessory  
P. 209



**Ledway Surface Mount Box**  
Ledway Compatible  
Emergency Accessory  
P. 210



**Stellar V Wide**  
IP20 Emergency & Sensor Batten  
4ft / Five-Colour / Multi-Watt  
P. 200



**Tempest V**  
IP65 Emergency Batten  
2ft / Five-Colour / Multi-Watt  
P. 201



**Tempest V**  
IP65 Emergency Batten  
4ft / Five-Colour / Multi-Watt  
P. 202

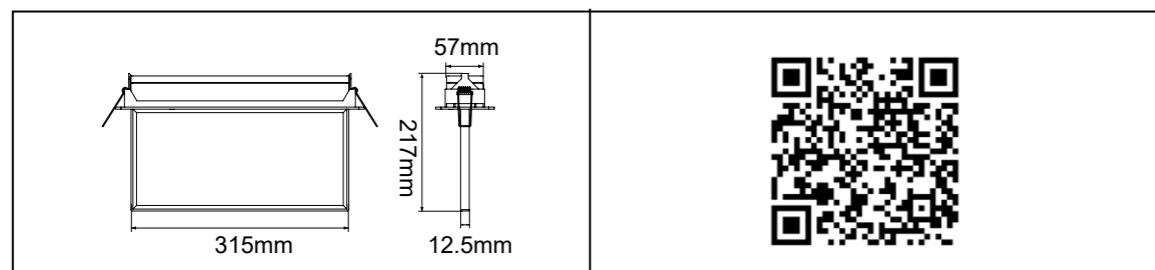


**Tempest V**  
IP65 Emergency Batten  
5ft / Five-Colour / Multi-Watt  
P. 203



**SUMMARY**

The Edgeway is an all-in-one single or double sided, recessed or surface mounted exit solution for industrial, commercial and highrise residential applications. This maintained emergency fitting is fully compliant to AS/NZS 2293 and is supplied with a reliable LiFePO4 battery. The Edgeway complies with the 24 metre viewing distance.



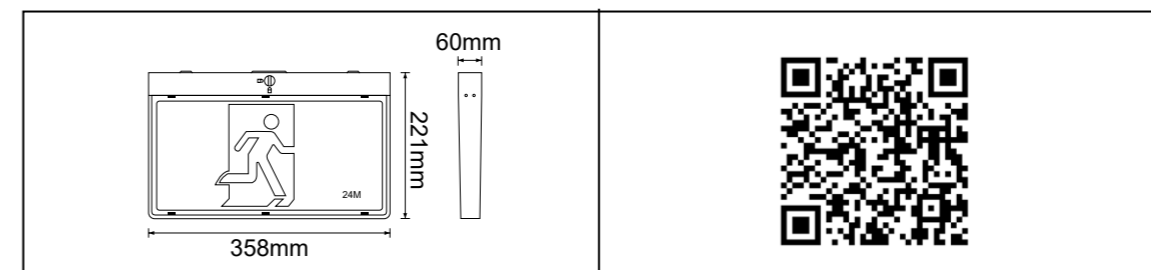
**PRODUCT DATA**

Order Code	393046
Voltage	220-240V
Wattage	3W
IP Rating	IP20
Dimmable	No
Fitting Colour	White
Net Weight (kg)	1.00
Warranty	3 years



**SUMMARY**

The Vieway is a single or double sided IP20 exit solution for industrial, commercial and highrise residential applications. This maintained emergency fitting is fully compliant to AS/NZS 2293 and is supplied with a reliable LiFePO4 battery. This exit has the flexibility to be installed on walls or ceilings with the quick slide connect bracket and has a 24 metre viewing distance.



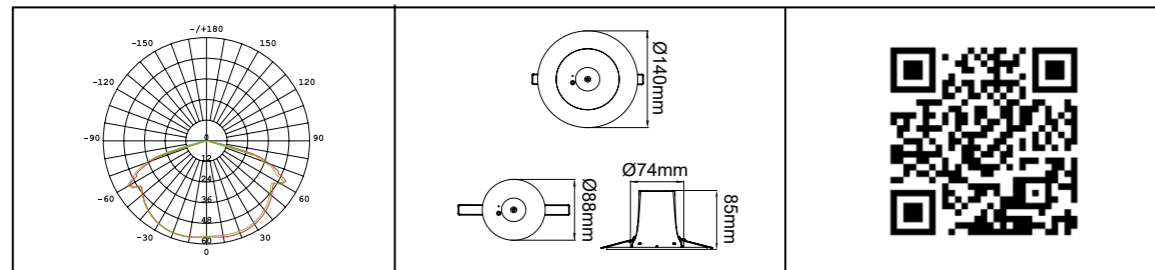
**PRODUCT DATA**

Order Code	393006
Voltage	220-240V
Wattage	4W
IP Rating	IP20
Dimmable	No
Fitting Colour	White
Net Weight (kg)	1.02
Warranty	3 years



**SUMMARY**

The Ledway is a non-maintained emergency solution for industrial, commercial and highrise residential applications. It is fully compliant to AS/NZS 2293 and has an emergency classification of C0:D40/C90:D40. Supplied with a reliable LiFePO4 battery, this fitting has the flexibility to be recessed or surface mounted in conjunction with the Ledway Surface Mount Box (available separately).



**PRODUCT DATA**

Order Code	173006
Voltage	220-240V
Wattage	2W
IP Rating	IP20
Dimmable	No
Connection	1.2m flex & plug
Cutout Size	74mm
Fitting Colour	White
EMG Classification	C0:D40 / C90:D40
Net Weight (kg)	0.27
Warranty	3 years

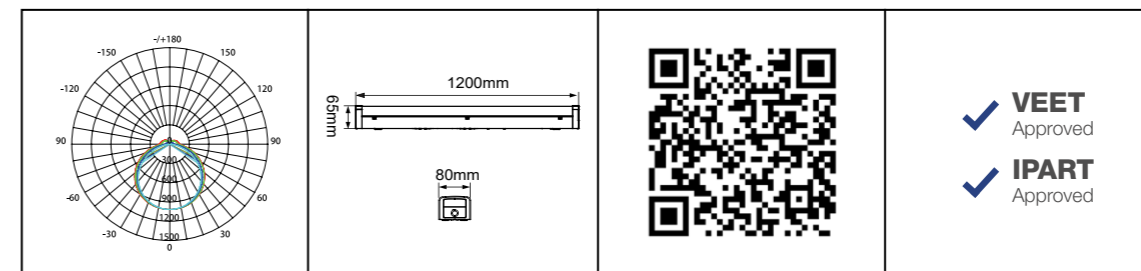
**OPTIONAL ACCESSORIES**

ITEM	ORDER CODE
Surface Mount Box	292015



**SUMMARY**

The Stellar V is an IP20 batten ideal for commercial and industrial applications. It features Five-Colour selectable and Multi-Watt selectable technologies, giving installers the choice of 5 colour temperatures and 8 wattages in 1 fitting so that fewer varieties are required to meet a broader range of needs. With the installer in mind, the Stellar V has been engineered with a clever toolless end cap and quick-to-fit single piece LED light module. It also incorporates multiple cable entry points and a large 6mm terminal block. Fully approved to AS/NZS-2293.



**PRODUCT DATA**

Order Code	211024EM							
Voltage	220-240V							
Wattage	Multi-Watt Selectable							
	40W	36W	30W	26W	24W	20W	14W	10W
Lumen Output 3K	3600Lm	3240Lm	2700Lm	2340Lm	2160Lm	1800Lm	1260Lm	900Lm
Lumen Output 4K, 5K, 5.7K & 6.5K	4000Lm	3600Lm	3000Lm	2600Lm	2400Lm	2000Lm	1400Lm	1000Lm
CCT	Five-Colour Selectable - 3K / 4K / 5K / 5.7K / 6.5K							
IP Rating	IP20							
Beam Angle	120°							
Light Source	SMD Chips							
Driver	Integrated Flicker-Free							
Dimmable	No							
Construction	Metal body / opal polycarbonate diffuser							
Fitting Colour	White							
PF	0.9							
EMG Classification	C0:D50 / C90:D40							
Battery	LiFePO4							
Net Weight (kg)	2.18							
Lifetime L70B50	50,000 hours							
Warranty	3 years							



**SUMMARY**

The Stellar V is an IP20 batten ideal for commercial and industrial applications. It features Five-Colour selectable and Multi-Watt selectable technologies, giving installers the choice of 5 colour temperatures and 8 wattages in 1 fitting so that fewer varieties are required to meet a broader range of needs. With the installer in mind, the Stellar V has been engineered with a clever toolless end cap and quick-to-fit single piece LED light module. It also incorporates multiple cable entry points and a large 6mm terminal block. The integrated sensor's dimming function can be conveniently controlled from a distance with the compatible remote control - available to order separately. Fully approved to AS/NZS-2293.



			<ul style="list-style-type: none"> <li>✓ VEET Approved</li> <li>✓ IPART Approved</li> </ul>
--	--	--	---

**PRODUCT DATA**

Order Code	211024DEMS
Voltage	220-240V
Wattage	Multi-Watt Selectable 40W   36W   30W   26W   24W   20W   14W   10W
Lumen Output 3K	3600Lm   3240Lm   2700Lm   2340Lm   2160Lm   1800Lm   1260Lm   900Lm
Lumen Output 4K, 5K, 5.7K & 6.5K	4000Lm   3600Lm   3000Lm   2600Lm   2400Lm   2000Lm   1400Lm   1000Lm
CCT	Five-Colour Selectable - 3K / 4K / 5K / 5.7K / 6.5K
IP Rating	IP20
Beam Angle	120°
Light Source	SMD Chips
Driver	Integrated
Dimmable	Yes. 0-10V
Construction	Metal body / opal polycarbonate diffuser
Fitting Colour	White
PF	0.9
EMG Classification	C0:D50 / C90:D40
Battery	LiFePO4
Net Weight (kg)	2.20
Lifetime L70B50	50,000 hours
Warranty	3 years

**OPTIONAL ACCESSORIES**

ITEM	ORDER CODE
Remote Control	213979



**SUMMARY**

The Stellar V Wide is an IP20 batten ideal for the retrofit market in commercial and industrial applications. It features Five-Colour selectable and Multi-Watt selectable technologies, giving installers the choice of 5 colour temperatures and 3 wattages in 1 fitting so that fewer varieties are required to meet a broader range of needs. With the installer in mind, the Stellar V has been engineered with a clever toolless end cap and quick-to-fit single piece LED light module. It also incorporates multiple cable entry points and a large 6mm terminal block. Fully approved to AS/NZS-2293.



			<ul style="list-style-type: none"> <li>✓ VEET Approved</li> <li>✓ IPART Approved</li> </ul>
--	--	--	---

**PRODUCT DATA**

Order Code	211025EM
Voltage	220-240V
Wattage	Multi-Watt Selectable 20W   14W   10W
Lumen Output 3K	1800Lm   1260Lm   900Lm
Lumen Output 4K, 5K, 5.7K & 6.5K	2000Lm   1400Lm   1000Lm
CCT	Five-Colour Selectable - 3K / 4K / 5K / 5.7K / 6.5K
IP Rating	IP20
Beam Angle	120°
Light Source	SMD Chips
Driver	Integrated Flicker-Free
Dimmable	No
Construction	Metal body / opal polycarbonate diffuser
Fitting Colour	White
PF	0.9
EMG Classification	C0:D50 / C90:D32
Battery	LiFePO4
Net Weight (kg)	1.82
Lifetime L70B50	50,000 hours
Warranty	3 years



**SUMMARY**

The Stellar V Wide is an IP20 batten ideal for the retrofit market in commercial and industrial applications. It features Five-Colour selectable and Multi-Watt selectable technologies, giving installers the choice of 5 colour temperatures and 8 wattages in 1 fitting so that fewer varieties are required to meet a broader range of needs. With the installer in mind, the Stellar V has been engineered with a clever toolless end cap and quick-to-fit single piece LED light module. It also incorporates multiple cable entry points and a large 6mm terminal block. Fully approved to AS/NZS-2293.



			<ul style="list-style-type: none"> <li>✓ VEET Approved</li> <li>✓ IPART Approved</li> </ul>
--	--	--	---

**PRODUCT DATA**

Order Code	211026EM
Voltage	220-240V
Wattage	Multi-Watt Selectable 40W   36W   30W   26W   24W   20W   14W   10W
Lumen Output 3K	3600Lm   3240Lm   2700Lm   2340Lm   2160Lm   1800Lm   1260Lm   900Lm
Lumen Output 4K, 5K, 5.7K & 6.5K	4000Lm   3600Lm   3000Lm   2600Lm   2400Lm   2000Lm   1400Lm   1000Lm
CCT	Five-Colour Selectable - 3K / 4K / 5K / 5.7K / 6.5K
IP Rating	IP20
Beam Angle	120°
Light Source	SMD Chips
Driver	Integrated Flicker-Free
Dimmable	No
Construction	Metal body / opal polycarbonate diffuser
Fitting Colour	White
PF	0.9
EMG Classification	C0:D50 / C90:D32
Battery	LiFePO4
Net Weight (kg)	2.95
Lifetime L70B50	50,000 hours
Warranty	3 years



**SUMMARY**

The Stellar V Wide is an IP20 batten ideal for the retrofit market in commercial and industrial applications. It features Five-Colour selectable and Multi-Watt selectable technologies, giving installers the choice of 5 colour temperatures and 3 wattages in 1 fitting so that fewer varieties are required to meet a broader range of needs. With the installer in mind, the Stellar V has been engineered with a clever toolless end cap and quick-to-fit single piece LED light module. It also incorporates multiple cable entry points and a large 6mm terminal block. The integrated sensor's dimming function can be conveniently controlled from a distance with the compatible remote control - available to order separately. Fully approved to AS/NZS-2293.



			<ul style="list-style-type: none"> <li>✓ VEET Approved</li> <li>✓ IPART Approved</li> </ul>
--	--	--	---

**PRODUCT DATA**

Order Code	211025DEMS
Voltage	220-240V
Wattage	Multi-Watt Selectable 20W   14W   10W
Lumen Output 3K	1800Lm   1260Lm   900Lm
Lumen Output 4K, 5K, 5.7K & 6.5K	2000Lm   1400Lm   1000Lm
CCT	Five-Colour Selectable - 3K / 4K / 5K / 5.7K / 6.5K
IP Rating	IP20
Beam Angle	120°
Light Source	SMD Chips
Driver	Integrated
Dimmable	Yes. 0-10V
Construction	Metal body / opal polycarbonate diffuser
Fitting Colour	White
PF	0.9
EMG Classification	C0:D50 / C90:D32
Battery	LiFePO4
Net Weight (kg)	1.84
Lifetime L70B50	50,000 hours
Warranty	3 years

**OPTIONAL ACCESSORIES**

ITEM	ORDER CODE
Remote Control	213979



**SUMMARY**

The Stellar V Wide is an IP20 batten ideal for the retrofit market in commercial and industrial applications. It features Five-Colour selectable and Multi-Watt selectable technologies, giving installers the choice of 5 colour temperatures and 8 wattages in 1 fitting so that fewer varieties are required to meet a broader range of needs. With the installer in mind, the Stellar V has been engineered with a clever toolless end cap and quick-to-fit single piece LED light module. It also incorporates multiple cable entry points and a large 6mm terminal block. The integrated sensor's dimming function can be conveniently controlled from a distance with the compatible remote control - available to order separately. Fully approved to AS/NZS-2293.



			<ul style="list-style-type: none"> <li>✓ VEET Approved</li> <li>✓ IPART Approved</li> </ul>
--	--	--	---

**PRODUCT DATA**

Order Code	211026DEMS
Voltage	220-240V
Wattage	Multi-Watt Selectable 40W   36W   30W   26W   24W   20W   14W   10W
Lumen Output 3K	3600Lm   3240Lm   2700Lm   2340Lm   2160Lm   1800Lm   1260Lm   900Lm
Lumen Output 4K, 5K, 5.7K & 6.5K	4000Lm   3600Lm   3000Lm   2600Lm   2400Lm   2000Lm   1400Lm   1000Lm
CCT	Five-Colour Selectable - 3K / 4K / 5K / 5.7K / 6.5K
IP Rating	IP20
Beam Angle	120°
Light Source	SMD Chips
Driver	Integrated
Dimmable	Yes. 0-10V
Construction	Metal body / opal polycarbonate diffuser
Fitting Colour	White
PF	0.9
EMG Classification	C0:D50 / C90:D32
Battery	LiFePO4
Net Weight (kg)	2.97
Lifetime L70B50	50,000 hours
Warranty	3 years

**OPTIONAL ACCESSORIES**

ITEM	ORDER CODE
Remote Control	213979

**SUMMARY**

The Tempest V is a robust IP65 weatherproof batten ideal for industrial and commercial applications. It features Five-Colour Selectable technology; a first-to-market innovation that gives installers the choice of 5 colour temperatures within 1 fitting for individual preference or application requirements. It also features Multi-Watt Selectable technology, giving you a choice of 3 wattages within 1 fitting for maximum lumen output flexibility. Built tough for high vandalism areas, the Tempest V incorporates a high impact diffuser, stainless steel clips and a quick-to-fit one-piece sealed LED light module. Fully approved to AS/NZS-2293.



			<ul style="list-style-type: none"> <li>✓ VEET Approved</li> <li>✓ IPART Approved</li> </ul>
--	--	--	---

**PRODUCT DATA**

Order Code	211021EM
Voltage	220-240V
Wattage	Multi-Watt Selectable 20W   14W   10W
Lumen Output 3K	1860Lm   1302Lm   930Lm
Lumen Output 4K, 5K, 5.7K & 6.5K	2000Lm   1400Lm   1000Lm
CCT	Five-Colour Selectable - 3K / 4K / 5K / 5.7K / 6.5K
IP Rating	IP65
IK Rating	IK08
Beam Angle	120°
Light Source	SMD Chips
Driver	Integrated Flicker-Free
Dimmable	No
Construction	High impact polycarbonate body / opal polycarbonate diffuser
Fitting Colour	Grey
PF	0.9
EMG Classification	C0:D63 / C90:D32
Battery	LiFePO4
Net Weight (kg)	1.60
Lifetime L70B50	50,000 hours
Warranty	3 years

**OPTIONAL ACCESSORIES**

ITEM	ORDER CODE
S316 Stainless Steel Clips	232005



**SUMMARY**

The Tempest V is a robust IP65 weatherproof batten ideal for industrial and commercial applications. It features Five-Colour Selectable technology; a first-to-market innovation that gives installers the choice of 5 colour temperatures within 1 fitting for individual preference or application requirements. It also features Multi-Watt Selectable technology, giving you a choice of 8 wattages within 1 fitting for maximum lumen output flexibility. Built tough for high vandalism areas, the Tempest V incorporates a high impact diffuser, stainless steel clips and a quick-to-fit one-piece sealed LED light module. Fully approved to AS/NZS-2293.



			<p>✓ <b>VEET</b> Approved</p> <p>✓ <b>IPART</b> Approved</p>
--	--	--	--

**PRODUCT DATA**

Order Code	211022EM
Voltage	220-240V
Wattage	Multi-Watt Selectable 40W   36W   30W   26W   24W   20W   14W   10W
Lumen Output 3K	3720Lm   3348Lm   2790Lm   2418Lm   2232Lm   1860Lm   1302Lm   930Lm
Lumen Output 4K, 5K, 5.7K & 6.5K	4000Lm   3600Lm   3000Lm   2600Lm   2400Lm   2000Lm   1400Lm   1000Lm
CCT	Five-Colour Selectable - 3K / 4K / 5K / 5.7K / 6.5K
IP Rating	IP65
IK Rating	IK08
Beam Angle	120°
Light Source	SMD Chips
Driver	Integrated Flicker-Free
Dimmable	No
Construction	High impact polycarbonate body / opal polycarbonate diffuser
Fitting Colour	Grey
PF	0.9
EMG Classification	C0:D63 / C90:D32
Battery	LiFePO4
Net Weight (kg)	2.40
Lifetime L70B50	50,000 hours
Warranty	3 years

**OPTIONAL ACCESSORIES**

ITEM	ORDER CODE
S316 Stainless Steel Clips	232005

**SUMMARY**

The Tempest V is a robust IP65 weatherproof batten ideal for industrial and commercial applications. It features Five-Colour Selectable technology; a first-to-market innovation that gives installers the choice of 5 colour temperatures within 1 fitting for individual preference or application requirements. It also features Multi-Watt Selectable technology, giving you a choice of 5 wattages within 1 fitting for maximum lumen output flexibility. Built tough for high vandalism areas, the Tempest V incorporates a high impact diffuser, stainless steel clips and a quick-to-fit one-piece sealed LED light module. Fully approved to AS/NZS-2293.



--	--	--

**PRODUCT DATA**

Order Code	211033EM
Voltage	220-240V
Wattage	Multi-Watt Selectable 60W   53W   48W   40W   36W   28W
Lumen Output 3K	5580Lm   4929Lm   4464Lm   3720Lm   3348Lm   2604Lm
Lumen Output 4K, 5K, 5.7K & 6.5K	6000Lm   5300Lm   4800Lm   4000Lm   3600Lm   2800Lm
CCT	Five-Colour Selectable - 3K / 4K / 5K / 5.7K / 6.5K
IP Rating	IP65
IK Rating	IK08
Beam Angle	120°
Light Source	SMD Chips
Driver	Integrated Flicker-Free
Dimmable	Yes. 0-10V
Construction	High impact polycarbonate body / opal polycarbonate diffuser
Fitting Colour	Grey
PF	0.9
EMG Classification	C0:D63 / C90:D32
Net Weight (kg)	2.80
Lifetime L70B50	50,000 hours
Warranty	3 years

**OPTIONAL ACCESSORIES**

ITEM	ORDER CODE
S316 Stainless Steel Clips	232005



**SUMMARY**

The Tempest V is a robust IP65 weatherproof batten ideal for industrial and commercial applications. It features Five-Colour Selectable technology; a first-to-market innovation that gives installers the choice of 5 colour temperatures within 1 fitting for individual preference or application requirements. It also features Multi-Watt Selectable technology, giving you a choice of 3 wattages within 1 fitting for maximum lumen output flexibility. Built tough for high vandalism areas, the Tempest V incorporates a high impact diffuser, stainless steel clips and a quick-to-fit one-piece sealed LED light module. Fully approved to AS/NZS-2293, the integrated sensor's dimming function can be conveniently controlled from a distance with the optionally available remote control.



			<ul style="list-style-type: none"> <li>✓ VEET Approved</li> <li>✓ IPART Approved</li> </ul>
--	--	--	---

**PRODUCT DATA**

Order Code	211021DEMS		
Voltage	220-240V		
Wattage	Multi-Watt Selectable		
	20W	14W	10W
Lumen Output 3K	1860Lm	1302Lm	930Lm
Lumen Output 4K, 5K, 5.7K & 6.5K	2000Lm	1400Lm	1000Lm
CCT	Five-Colour Selectable - 3K / 4K / 5K / 5.7K / 6.5K		
IP Rating	IP65		
IK Rating	IK08		
Beam Angle	120°		
Light Source	SMD Chips		
Driver	Integrated		
Dimmable	Yes. 0-10V		
Construction	High impact polycarbonate body / opal polycarbonate diffuser		
Fitting Colour	Grey		
PF	0.9		
EMG Classification	C0:D63 / C90:D32		
Battery	LiFePO4		
Net Weight (kg)	1.62		
Lifetime L70B50	50,000 hours		
Warranty	3 years		

**OPTIONAL ACCESSORIES**

ITEM	ORDER CODE	ITEM	ORDER CODE
S316 Stainless Steel Clips	232005	Remote Control	213979



**SUMMARY**

The Tempest V is a robust IP65 weatherproof batten ideal for industrial and commercial applications. It features Five-Colour Selectable technology; a first-to-market innovation that gives installers the choice of 5 colour temperatures within 1 fitting for individual preference or application requirements. It also features Multi-Watt Selectable technology, giving you a choice of 8 wattages within 1 fitting for maximum lumen output flexibility. Built tough for high vandalism areas, the Tempest V incorporates a high impact diffuser, stainless steel clips and a quick-to-fit one-piece sealed LED light module. Fully approved to AS/NZS-2293, the integrated sensor's dimming function can be conveniently controlled from a distance with the optionally available remote control.



			<ul style="list-style-type: none"> <li>✓ VEET Approved</li> <li>✓ IPART Approved</li> </ul>
--	--	--	---

**PRODUCT DATA**

Order Code	211022DEMS							
Voltage	220-240V							
Wattage	Multi-Watt Selectable							
	40W	36W	30W	26W	24W	20W	14W	10W
Lumen Output 3K	3720Lm	3348Lm	2790Lm	2418Lm	2232Lm	1860Lm	1302Lm	930Lm
Lumen Output 4K, 5K, 5.7K & 6.5K	4000Lm	3600Lm	3000Lm	2600Lm	2400Lm	2000Lm	1400Lm	1000Lm
CCT	Five-Colour Selectable - 3K / 4K / 5K / 5.7K / 6.5K							
IP Rating	IP65							
IK Rating	IK08							
Beam Angle	120°							
Light Source	SMD Chips							
Driver	Integrated							
Dimmable	Yes. 0-10V							
Construction	High impact polycarbonate body / opal polycarbonate diffuser							
Fitting Colour	Grey							
PF	0.9							
EMG Classification	C0:D63 / C90:D32							
Battery	LiFePO4							
Net Weight (kg)	2.42							
Lifetime L70B50	50,000 hours							
Warranty	3 years							

**OPTIONAL ACCESSORIES**

ITEM	ORDER CODE	ITEM	ORDER CODE
S316 Stainless Steel Clips	232005	Remote Control	213979



**SUMMARY**

The Tempest Gen3 is a robust IP65 weatherproof batten ideal for industrial and commercial applications. It features Multi-Watt Selectable technology; an innovation that gives installers the choice of 8 wattages within 1 fitting for maximum lumen output flexibility. Built tough for high vandalism areas, the Tempest Gen3 incorporates a high impact diffuser, stainless steel clips and a quick-to-fit one-piece sealed LED light module. Fully approved to AS/NZS-2293.



			<ul style="list-style-type: none"> <li>✓ VEET Approved</li> <li>✓ IPART Approved</li> </ul>
--	--	--	---

**PRODUCT DATA**

Order Code	213624EM
Voltage	220-240V
Wattage	Multi-Watt Selectable
	40W   36W   30W   26W   24W   20W   14W   10W
Lumen Output	3720Lm   3348Lm   2790Lm   2418Lm   2232Lm   1860Lm   1302Lm   930Lm
CCT	4000K
IP Rating	IP65
IK Rating	IK08
Beam Angle	120°
Light Source	SMD Chips
Driver	Integrated Flicker-Free
Dimmable	No
Construction	High impact polycarbonate body / opal polycarbonate diffuser
Fitting Colour	Grey
PF	0.9
EMG Classification	C0:D63 / C90:D32
Battery	LiFePO4
Net Weight (kg)	2.40
Lifetime L70B50	50,000 hours
Warranty	3 years

**OPTIONAL ACCESSORIES**

ITEM	ORDER CODE
S316 Stainless Steel Clips	232005



**SUMMARY**

The Tempest Nova is a robust IP65 weatherproof batten ideal for industrial and commercial applications. It features Tri-Colour Selectable technology, giving installers the choice of 3 colour temperatures within 1 fitting for individual preference or application requirements. Built tough for high vandalism areas, the Tempest Nova incorporates a high impact diffuser, stainless steel clips and a quick-to-fit one-piece sealed LED light module. Fully approved to AS/NZS-2293.



			<ul style="list-style-type: none"> <li>✓ VEET Approved</li> <li>✓ IPART Approved</li> </ul>
--	--	--	---

**PRODUCT DATA**

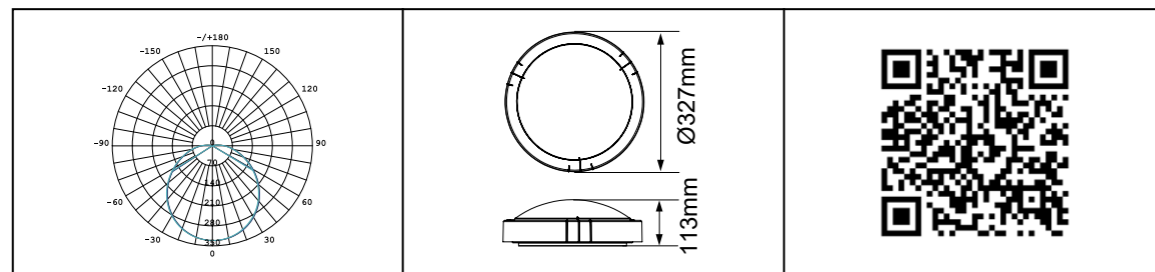
Order Code	211015EM
Voltage	220-240V
Wattage	60W
Lumen Output	6000Lm
CCT	Tri-Colour Selectable - 4K / 5K / 6.5K
IP Rating	IP65
IK Rating	IK08
Beam Angle	120°
Light Source	SMD Chips
Driver	Integrated
Dimmable	No
Construction	High impact polycarbonate body / opal polycarbonate diffuser
Fitting Colour	Grey
PF	0.9
EMG Classification	C0:D63 / C90:D32
Battery	LiFePO4
Net Weight (kg)	2.92
Lifetime L70B50	50,000 hours
Warranty	3 years





**SUMMARY**

The Espace is an IP65 emergency bunker fully compliant to AS/NZS 2293 and is ideal for commercial and residential applications. Built tough, it is rated to IK10, suitable for high vandalism areas. Its robust polycarbonate enclosure is also corrosion and UV resistant. It features multiple cable entry points and a large 6mm terminal block allowing for quick and easy installation.



**PRODUCT DATA**

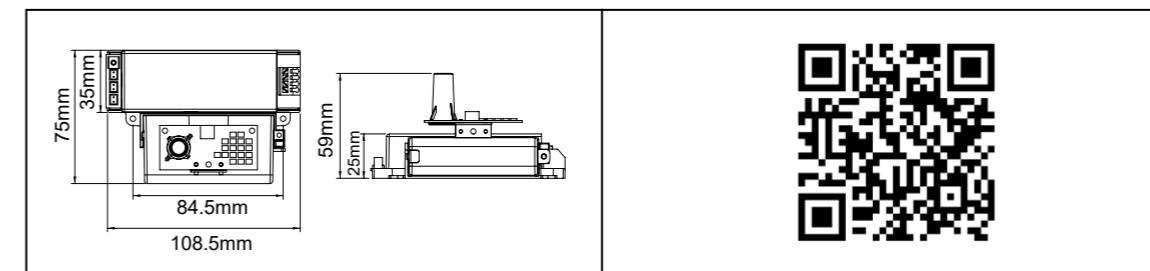
Order Code	282006EM
Voltage	220-240V
Wattage	13W
Lumen Output	1200Lm
CCT	5000K
IP Rating	IP65
IK Rating	IK10
CRI Rating	Ra≥80
Beam Angle	110°
Light Source	SMD Chips
Driver	Integrated
Dimmable	No
Construction	Polycarbonate body & diffuser
Fitting Colour	White
PF	0.9
EMG Classification	C0:D32 / C90:D32
Net Weight (kg)	1.50
Lifetime L70B50	50,000 hours
Warranty	3 years

**BATTERY DATA**

Order Code	173010
Battery Type	Li(NiCoMn)O2
Nominal Voltage	3.6V
Nominal Capacity	5000mAh
Temperature Range for Operation	0 ~ 40 °C
Warranty	3 year

**SUMMARY**

Transform compatible bunkers and oysters into a fully integrated emergency fitting with this modular emergency kit. It features a replaceable LiFePO4 battery and provides short-circuit and polarity reversal protection. Its clever plug-and-play design allows it to be quickly and easily retrofitted to compatible bunkers and oysters.



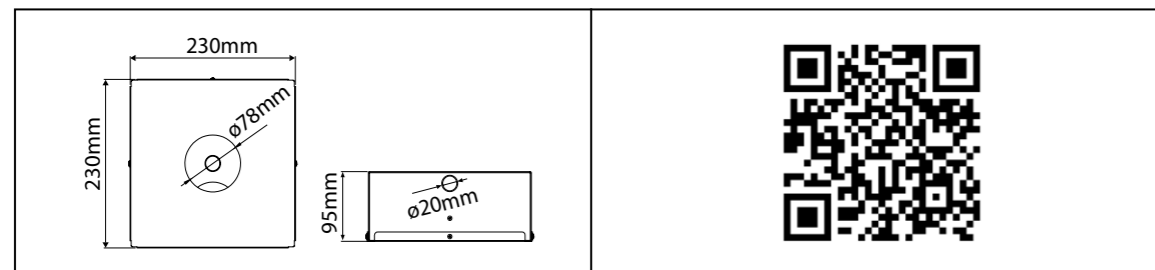
**PRODUCT DATA**

Order Code	283049
Voltage	220-240V
Wattage	4W
IP Rating	IP20
Compatibility	Unit: 281003, 281004. Fortlite: 281005 Sandy: 181004, 181003.
Net Weight (kg)	0.23
Warranty	3 years



**SUMMARY**

Surface mount the Ledway Emergency with this high-quality metal surface mount box with smooth white powder coated finished. For easy installation, it features a large cut-out and knock-out provisions for conduit and cable entry.



**PRODUCT DATA**


Order Code	292015
Colour	White
Construction	Die-cast metal
Compatibility	Ledway: 173006
Net Weight (kg)	1.19
Warranty	5 years



# CATEGORY OVERVIEW

QUALITY • INNOVATION • CONVENIENCE

## FLOODLIGHTS



<b>MarVelite V</b> IP66 Commercial / Industrial Floodlight Five-Colour / 90W P. 214	<b>MarVelite V</b> IP66 Commercial / Industrial Floodlight Five-Colour / 120W P. 215	<b>MarVelite V</b> IP66 Commercial / Industrial Floodlight Five-Colour / 165W P. 216	<b>MarVelite Pro</b> IP66 Commercial / Industrial Floodlight 4000K / 90W P. 217
--	---	---	--



<b>MarVelite Pro</b> IP66 Commercial / Industrial Floodlight 5000K / 90W P. 218	<b>MarVelite Pro</b> IP66 Commercial / Industrial Floodlight 4000K / 120W P. 219	<b>MarVelite Pro</b> IP66 Commercial / Industrial Floodlight 5000K / 120W P. 220	<b>MarVelite Pro</b> IP66 Commercial / Industrial Floodlight 4000K / 165W P. 221
--	---	---	---



<b>MarVelite Pro</b> IP66 Commercial / Industrial Floodlight 5000K / 165W P. 222	<b>SupValite V</b> IP65 Floodlight Five-Colour / Multi-Watt P. 223	<b>SupValite V</b> IP65 Sensor Floodlight Five-Colour / Multi-Watt P. 224	<b>SupValite V</b> IP65 Floodlight Five-Colour / 50W P. 225
---	---	--	--



<b>SupValite V</b> IP65 Sensor Floodlight Five-Colour / 50W P. 226	<b>SupValite Petite</b> IP65 Floodlight 5000K / 30W P. 227	<b>LiteW8</b> IP65 Residential Floodlight 5000K / 24W P. 228	<b>LiteW8</b> IP65 Residential Floodlight 5000K / 45W P. 229
---	---	---	---



<b>LiteW8</b> IP65 Residential Floodlight 5000K / 85W P. 230	<b>LiteW8</b> IP65 Residential Sensor Floodlight 5000K / 24W P. 231	<b>LiteW8</b> IP65 Residential Sensor Floodlight 5000K / 45W P. 232	<b>PlugPoint</b> Surface Mount Socket Floodlight Accessory P. 233
---	--	--	--

**SUMMARY**

The MarVelite V is a robust weatherproof floodlight for commercial and industrial applications, where performance, reliability and durability are critical. It features Five-Colour selectable technology offering the flexibility and convenience of 5 colour temperatures in 1 fitting, allowing installers to cater to a broader range of needs with fewer variants. It also features a breather valve for excellent heat management, a Flicker-Free driver for superior lighting comfort and an adjustable mounting bracket that allows the fitting to be tilted up to 90°. With its die-cast aluminium body, it is perfectly suited to harsh outdoor conditions.



			<ul style="list-style-type: none"> <li>✓ VEET Approved</li> <li>✓ IPART Approved</li> </ul>
--	--	--	---

**PRODUCT DATA**

Order Code	271002
Voltage	220-240V
Wattage	90W
Lumen Output	13500Lm
CCT	Five-Colour Selectable - 3K / 4K / 5K / 5.7K / 6.5K
IP Rating	IP65
IK Rating	IK08
CRI Rating	Ra≥80
Beam Angle	110°
Light Source	SMD Chips
Driver	Integrated
Dimmable	No
Connection	1.5m flex & plug
Construction	Aluminium body / tempered glass cover panel
Fitting Colour	Black
PF	0.9
Net Weight (kg)	3.25
Lifetime L70B50	50,000 hours
Warranty	5 years



**SUMMARY**

The MarVelite V is a robust weatherproof floodlight for commercial and industrial applications, where performance, reliability and durability are critical. It features Five-Colour selectable technology offering the flexibility and convenience of 5 colour temperatures in 1 fitting, allowing installers to cater to a broader range of needs with fewer variants. It also features a breather valve for excellent heat management, a Flicker-Free driver for superior lighting comfort and an adjustable mounting bracket that allows the fitting to be tilted up to 90°. With its die-cast aluminium body, it is perfectly suited to harsh outdoor conditions.



			<ul style="list-style-type: none"> <li>✓ VEET Approved</li> <li>✓ IPART Approved</li> </ul>
--	--	--	---

**PRODUCT DATA**

Order Code	271003
Voltage	220-240V
Wattage	120W
Lumen Output	18000Lm
CCT	Five-Colour Selectable - 3K / 4K / 5K / 5.7K / 6.5K
IP Rating	IP65
IK Rating	IK08
CRI Rating	Ra≥80
Beam Angle	110°
Light Source	SMD Chips
Driver	Integrated
Dimmable	No
Connection	1.5m flex & plug
Construction	Aluminium body / tempered glass cover panel
Fitting Colour	Black
PF	0.9
Net Weight (kg)	3.25
Lifetime L70B50	50,000 hours
Warranty	5 years



**SUMMARY**

The MarVelite V is a robust weatherproof floodlight for commercial and industrial applications, where performance, reliability and durability are critical. It features Five-Colour selectable technology offering the flexibility and convenience of 5 colour temperatures in 1 fitting, allowing installers to cater to a broader range of needs with fewer variants. It also features a breather valve for excellent heat management, a Flicker-Free driver for superior lighting comfort and an adjustable mounting bracket that allows the fitting to be tilted up to 90°. With its die-cast aluminium body, it is perfectly suited to harsh outdoor conditions.



			<ul style="list-style-type: none"> <li>✓ VEET Approved</li> <li>✓ IPART Approved</li> </ul>
--	--	--	---

**PRODUCT DATA**

Order Code	271004
Voltage	220-240V
Wattage	165W
Lumen Output	27000Lm
CCT	Five-Colour Selectable - 3K / 4K / 5K / 5.7K / 6.5K
IP Rating	IP65
IK Rating	IK08
CRI Rating	Ra≥80
Beam Angle	110°
Light Source	SMD Chips
Driver	Integrated
Dimmable	No
Connection	1.5m flex & plug
Construction	Aluminium body / tempered glass cover panel
Fitting Colour	Black
PF	0.9
Net Weight (kg)	3.25
Lifetime L70B50	50,000 hours
Warranty	5 years



**SUMMARY**

The MarVelite Pro is a heavy-duty LED floodlight for commercial and industrial applications. Rated IP66 and IK08, this robust luminaire is suitable for harsh outdoor conditions. It features high efficiency SMD chips, die-cast aluminium body and a tempered glass cover. It also features a breather valve for superior heat management and trouble-free operation in the future. Designed to be easily installed, it incorporates an integrated Flicker-Free driver and pre-wired flex and plug. Its mounting arm is also adjustable up to 90°.



			<ul style="list-style-type: none"> <li>✓ VEET Approved</li> <li>✓ IPART Approved</li> </ul>
--	--	--	---

**PRODUCT DATA**

Order Code	273164
Voltage	220-240V
Wattage	90W
Lumen Output	13300Lm
CCT	4000K
IP Rating	IP66
IK Rating	IK08
CRI Rating	Ra≥80
Beam Angle	110°
Light Source	SMD Chips
Driver	Integrated Flicker-Free
Dimmable	No
Connection	1.5m flex & plug
Construction	Aluminium body / tempered glass cover panel
Fitting Colour	Black
PF	0.9
Net Weight (kg)	3.25
Lifetime L70B50	50,000 hours
Warranty	5 years



**SUMMARY**

The MarVelite Pro is a heavy-duty LED floodlight for commercial and industrial applications. Rated IP66 and IK08, this robust luminaire is suitable for harsh outdoor conditions. It features high efficiency SMD chips, die-cast aluminium body and a tempered glass cover. It also features a breather valve for superior heat management and trouble-free operation in the future. Designed to be easily installed, it incorporates an integrated Flicker-Free driver and pre-wired flex and plug. Its mounting arm is also adjustable up to 90°.



			<ul style="list-style-type: none"> <li>✓ VEET Approved</li> <li>✓ IPART Approved</li> </ul>
--	--	--	---

**PRODUCT DATA**

Order Code	273165
Voltage	220-240V
Wattage	90W
Lumen Output	13300Lm
CCT	5000K
IP Rating	IP66
IK Rating	IK08
CRI Rating	Ra≥80
Beam Angle	110°
Light Source	SMD Chips
Driver	Integrated Flicker-Free
Dimmable	No
Connection	1.5m flex & plug
Construction	Aluminium body / tempered glass cover panel
Fitting Colour	Black
PF	0.9
Net Weight (kg)	3.25
Lifetime L70B50	50,000 hours
Warranty	5 years

5000K IP66 IK08 FLICKER FREE FLEX & PLUG CRI 80 5 YEAR WARRANTY

**SUMMARY**

The MarVelite Pro is a heavy-duty LED floodlight for commercial and industrial applications. Rated IP66 and IK08, this robust luminaire is suitable for harsh outdoor conditions. It features high efficiency SMD chips, die-cast aluminium body and a tempered glass cover. It also features a breather valve for superior heat management and trouble-free operation in the future. Designed to be easily installed, it incorporates an integrated Flicker-Free driver and pre-wired flex and plug. Its mounting arm is also adjustable up to 90°.



			<ul style="list-style-type: none"> <li>✓ VEET Approved</li> <li>✓ IPART Approved</li> </ul>
--	--	--	---

**PRODUCT DATA**

Order Code	273174
Voltage	220-240V
Wattage	120W
Lumen Output	18200Lm
CCT	4000K
IP Rating	IP66
IK Rating	IK08
CRI Rating	Ra≥80
Beam Angle	110°
Light Source	SMD Chips
Driver	Integrated Flicker-Free
Dimmable	No
Connection	1.5m flex & plug
Construction	Aluminium body / tempered glass cover panel
Fitting Colour	Black
PF	0.9
Net Weight (kg)	3.27
Lifetime L70B50	50,000 hours
Warranty	5 years

4000K IP66 IK08 FLICKER FREE FLEX & PLUG CRI 80 5 YEAR WARRANTY

**SUMMARY**

The MarVelite Pro is a heavy-duty LED floodlight for commercial and industrial applications. Rated IP66 and IK08, this robust luminaire is suitable for harsh outdoor conditions. It features high efficiency SMD chips, die-cast aluminium body and a tempered glass cover. It also features a breather valve for superior heat management and trouble-free operation in the future. Designed to be easily installed, it incorporates an integrated Flicker-Free driver and pre-wired flex and plug. Its mounting arm is also adjustable up to 90°.



			<ul style="list-style-type: none"> <li>✓ VEET Approved</li> <li>✓ IPART Approved</li> </ul>
--	--	--	---

**PRODUCT DATA**

Order Code	273175
Voltage	220-240V
Wattage	120W
Lumen Output	18200Lm
CCT	5000K
IP Rating	IP66
IK Rating	IK08
CRI Rating	Ra≥80
Beam Angle	110°
Light Source	SMD Chips
Driver	Integrated Flicker-Free
Dimmable	No
Connection	1.5m flex & plug
Construction	Aluminium body / tempered glass cover panel
Fitting Colour	Black
PF	0.9
Net Weight (kg)	3.27
Lifetime L70B50	50,000 hours
Warranty	5 years



**SUMMARY**

The MarVelite Pro is a heavy-duty LED floodlight for commercial and industrial applications. Rated IP66 and IK08, this robust luminaire is suitable for harsh outdoor conditions. It features high efficiency SMD chips, die-cast aluminium body and a tempered glass cover. It also features a breather valve for superior heat management and trouble-free operation in the future. Designed to be easily installed, it incorporates an integrated Flicker-Free driver and pre-wired flex and plug. Its mounting arm is also adjustable up to 90°.



			<ul style="list-style-type: none"> <li>✓ VEET Approved</li> <li>✓ IPART Approved</li> </ul>
--	--	--	---

**PRODUCT DATA**

Order Code	273184
Voltage	220-240V
Wattage	165W
Lumen Output	27000Lm
CCT	4000K
IP Rating	IP66
IK Rating	IK08
CRI Rating	Ra≥80
Beam Angle	110°
Light Source	SMD Chips
Driver	Integrated Flicker-Free
Dimmable	No
Connection	1.5m flex & plug
Construction	Aluminium body / tempered glass cover panel
Fitting Colour	Black
PF	0.9
Net Weight (kg)	3.66
Lifetime L70B50	50,000 hours
Warranty	5 years



**SUMMARY**

The MarVelite Pro is a heavy-duty LED floodlight for commercial and industrial applications. Rated IP66 and IK08, this robust luminaire is suitable for harsh outdoor conditions. It features high efficiency SMD chips, die-cast aluminium body and a tempered glass cover. It also features a breather valve for superior heat management and trouble-free operation in the future. Designed to be easily installed, it incorporates an integrated Flicker-Free driver and pre-wired flex and plug. Its mounting arm is also adjustable up to 90°.



			<ul style="list-style-type: none"> <li>✓ VEET Approved</li> <li>✓ IPART Approved</li> </ul>
--	--	--	---

**PRODUCT DATA**

Order Code	273185
Voltage	220-240V
Wattage	165W
Lumen Output	27000Lm
CCT	5000K
IP Rating	IP66
IK Rating	IK08
CRI Rating	Ra≥80
Beam Angle	110°
Light Source	SMD Chips
Driver	Integrated Flicker-Free
Dimmable	No
Connection	1.5m flex & plug
Construction	Aluminium body / tempered glass cover panel
Fitting Colour	Black
PF	0.9
Net Weight (kg)	3.66
Lifetime L70B50	50,000 hours
Warranty	5 years



**SUMMARY**

The SupValite V is a floodlight solution for residential applications. It features Five-Colour and Multi-Watt selectable technologies offering the flexibility and convenience of 5 colour temperatures and 2 wattages in 1 fitting, allowing installers to cater to a broader range of needs with fewer variants. Rated IP65 and IK08, it is perfectly suited to harsh outdoor conditions.



			<ul style="list-style-type: none"> <li>✓ VEET Approved</li> <li>✓ IPART Approved</li> </ul>
--	--	--	---

**PRODUCT DATA**

Order Code	271000
Voltage	220-240V
Wattage	Multi-Watt Selectable 30W   20W
Lumen Output 3K	3000Lm   2000Lm
Lumen Output 4K, 5K, 5.7K & 6.5K	3000Lm   2000Lm
CCT	Five-Colour Selectable - 3K / 4K / 5K / 5.7K / 6.5K
IP Rating	IP65
IK Rating	IK08
CRI Rating	Ra≥80
Beam Angle	110°
Light Source	SMD Chips
Driver	Integrated
Dimmable	No
Connection	1.2m flex & plug
Construction	Aluminium body / tempered etched glass diffuser
Fitting Colour	Black
PF	0.9
Net Weight (kg)	0.67
Lifetime L70B50	50,000 hours
Warranty	5 years





**SUMMARY**

The SupValite V is a floodlight solution for residential applications. It features Five-Colour and Multi-Watt selectable technologies offering the flexibility and choice of 5 colour temperatures and 2 wattages in 1 fitting, allowing installers to cater to a broader range of needs with fewer variants. Rated IP65 and IK08, it is perfectly suited to harsh outdoor conditions. This fitting incorporates a PIR sensor for added convenience and security.



			<ul style="list-style-type: none"> <li>✓ VEET Approved</li> <li>✓ IPART Approved</li> </ul>
--	--	--	---

**PRODUCT DATA**

Order Code	271000S	
Voltage	220-240V	
Wattage	Multi-Watt Selectable 30W   20W	
Lumen Output 3K	3000Lm	2000Lm
Lumen Output 4K, 5K, 5.7K & 6.5K	3000Lm	2000Lm
CCT	Five-Colour Selectable - 3K / 4K / 5K / 5.7K / 6.5K	
IP Rating	IP65	
IK Rating	IK08	
CRI Rating	Ra>80	
Beam Angle	110°	
Light Source	SMD Chips	
Driver	Integrated	
Dimmable	No	
Connection	1.2m flex & plug	
Construction	Aluminium body / tempered etched glass diffuser	
Fitting Colour	Black	
PF	0.9	
Net Weight (kg)	0.74	
Lifetime L70B50	50,000 hours	
Warranty	5 years	



**SUMMARY**

The SupValite V is a floodlight solution for residential applications. It features Five-Colour and Multi-Watt selectable technologies offering the flexibility and convenience of 5 colour temperatures and 2 wattages in 1 fitting, allowing installers to cater to a broader range of needs with fewer variants. Rated IP65 and IK08, it is perfectly suited to harsh outdoor conditions.



			<ul style="list-style-type: none"> <li>✓ VEET Approved</li> <li>✓ IPART Approved</li> </ul>
--	--	--	---

**PRODUCT DATA**

Order Code	271001
Voltage	220-240V
Wattage	50W
Lumen Output	5000Lm
CCT	Five-Colour Selectable - 3K / 4K / 5K / 5.7K / 6.5K
IP Rating	IP65
IK Rating	IK08
CRI Rating	Ra>80
Beam Angle	110°
Light Source	SMD Chips
Driver	Integrated
Dimmable	No
Connection	1.2m flex & plug
Construction	Aluminium body / tempered etched glass diffuser
Fitting Colour	Black
PF	0.9
Net Weight (kg)	1.04
Lifetime L70B50	50,000 hours
Warranty	5 years



**SUMMARY**

The SupValite V is a floodlight solution for residential applications. It features Five-Colour and Multi-Watt selectable technologies offering the flexibility and choice of 5 colour temperatures and 2 wattages in 1 fitting, allowing installers to cater to a broader range of needs with fewer variants. Rated IP65 and IK08, it is perfectly suited to harsh outdoor conditions. This fitting incorporates a PIR sensor for added convenience and security.



			<ul style="list-style-type: none"> <li>✓ VEET Approved</li> <li>✓ IPART Approved</li> </ul>
--	--	--	---

**PRODUCT DATA**

Order Code	271001S
Voltage	220-240V
Wattage	50W
Lumen Output	5000Lm
CCT	Five-Colour Selectable - 3K / 4K / 5K / 5.7K / 6.5K
IP Rating	IP65
IK Rating	IK08
CRI Rating	Ra≥80
Beam Angle	110°
Light Source	SMD Chips
Driver	Integrated
Dimmable	No
Connection	1.2m flex & plug
Construction	Aluminium body / tempered etched glass diffuser
Fitting Colour	Black
PF	0.9
Net Weight (kg)	1.09
Lifetime L70B50	50,000 hours
Warranty	5 years



**SUMMARY**

The SupValite Petite is a compact IP65 floodlight that has been engineered to deliver high lumen efficacy @ 100Lm/W. Suitable for commercial and residential applications, it features an adjustable angle of support up to 160° and a 1.2m flex and plug for quick and easy installation. Constructed from strong die-cast aluminium, it incorporates a tempered etched glass diffuser.



			<ul style="list-style-type: none"> <li>✓ VEET Approved</li> <li>✓ IPART Approved</li> </ul>
--	--	--	---

**PRODUCT DATA**

Order Code	272503A
Voltage	220-240V
Wattage	30W
Lumen Output	3000Lm
CCT	5000K
IP Rating	IP65
IK Rating	IK07
CRI Rating	Ra≥80
Beam Angle	100°
Light Source	SMD Chips
Driver	Integrated
Dimmable	No
Connection	1.2m flex & plug
Construction	Aluminium body / tempered etched glass diffuser
Fitting Colour	Black
PF	0.9
Net Weight (kg)	1.13
Lifetime L70B50	35,000 hours
Warranty	5 years



**SUMMARY**

The LiteW8 is a versatile floodlight for residential applications. Rated to IP65 and IK08, this floodlight has been engineered to be remarkably light weight for easy handling and installation. It features a UV resistant polycarbonate body with an adjustable angle of support. The LiteW8 incorporates high efficiency SMD LED chips and an integrated driver.



			<ul style="list-style-type: none"> <li>✓ VEET Approved</li> <li>✓ IPART Approved</li> </ul>
--	--	--	---

**PRODUCT DATA**

Order Code	273135
Voltage	220-240V
Wattage	24W
Lumen Output	2640Lm
CCT	5000K
IP Rating	IP65
IK Rating	IK08
CRI Rating	Ra≥80
Beam Angle	100°
Light Source	SMD Chips
Driver	Integrated
Dimmable	No
Connection	1.5m flex & plug
Construction	Polycarbonate body / opal polycarbonate diffuser
Fitting Colour	Black
PF	0.9
Net Weight (kg)	0.52
Lifetime L70B50	50,000 hours
Warranty	5 years



**SUMMARY**

The LiteW8 is a versatile floodlight for residential applications. Rated to IP65 and IK08, this floodlight has been engineered to be remarkably light weight for easy handling and installation. It features a UV resistant polycarbonate body with an adjustable angle of support. The LiteW8 incorporates high efficiency SMD LED chips and an integrated driver.



			<ul style="list-style-type: none"> <li>✓ VEET Approved</li> <li>✓ IPART Approved</li> </ul>
--	--	--	---

**PRODUCT DATA**

Order Code	273145
Voltage	220-240V
Wattage	45W
Lumen Output	5000Lm
CCT	5000K
IP Rating	IP65
IK Rating	IK08
CRI Rating	Ra≥80
Beam Angle	100°
Light Source	SMD Chips
Driver	Integrated
Dimmable	No
Connection	1.5m flex & plug
Construction	Polycarbonate body / opal polycarbonate diffuser
Fitting Colour	Black
PF	0.9
Net Weight (kg)	0.68
Lifetime L70B50	50,000 hours
Warranty	5 years



**SUMMARY**

The LiteW8 is a versatile floodlight for residential applications. Rated to IP65 and IK08, this floodlight has been engineered to be remarkably light weight for easy handling and installation. It features a UV resistant polycarbonate body with an adjustable angle of support. The LiteW8 incorporates high efficiency SMD LED chips and an integrated driver.



			<ul style="list-style-type: none"> <li>✓ VEET Approved</li> <li>✓ IPART Approved</li> </ul>
--	--	--	---

**PRODUCT DATA**

Order Code	273155
Voltage	220-240V
Wattage	85W
Lumen Output	10000Lm
CCT	5000K
IP Rating	IP65
IK Rating	IK08
CRI Rating	Ra≥80
Beam Angle	100°
Light Source	SMD Chips
Driver	Integrated
Dimmable	No
Connection	1.5m flex & plug
Construction	Polycarbonate body / opal polycarbonate diffuser
Fitting Colour	Black
PF	0.9
Net Weight (kg)	1.58
Lifetime L70B50	50,000 hours
Warranty	5 years



**SUMMARY**

The LiteW8 is a versatile floodlight for residential applications. Rated to IP65 and IK08, this floodlight has been engineered to be remarkably light weight for easy handling and installation. It features a UV resistant polycarbonate body with an adjustable angle of support. The LiteW8 incorporates high efficiency SMD LED chips, a PIR sensor and an integrated driver.



			<ul style="list-style-type: none"> <li>✓ VEET Approved</li> <li>✓ IPART Approved</li> </ul>
--	--	--	---

**PRODUCT DATA**

Order Code	273135S
Voltage	220-240V
Wattage	24W
Lumen Output	2640Lm
CCT	5000K
IP Rating	IP65
IK Rating	IK08
CRI Rating	Ra≥80
Beam Angle	100°
Light Source	SMD Chips
Driver	Integrated
Dimmable	No
Connection	1.5m flex & plug
Construction	Polycarbonate body / opal polycarbonate diffuser
Fitting Colour	Black
PF	0.9
Net Weight (kg)	0.80
Lifetime L70B50	50,000 hours
Warranty	5 years



**SUMMARY**

The LiteW8 is a versatile floodlight for residential applications. Rated to IP65 and IK08, this floodlight has been engineered to be remarkably light weight for easy handling and installation. It features a UV resistant polycarbonate body with an adjustable angle of support. The LiteW8 incorporates high efficiency SMD LED chips, a PIR sensor and an integrated driver.



			<ul style="list-style-type: none"> <li>✓ VEET Approved</li> <li>✓ IPART Approved</li> </ul>
--	--	--	---

**PRODUCT DATA**

Order Code	273145S
Voltage	220-240V
Wattage	45W
Lumen Output	5000Lm
CCT	5000K
IP Rating	IP65
IK Rating	IK08
CRI Rating	Ra≥80
Beam Angle	100°
Light Source	SMD Chips
Driver	Integrated
Dimmable	No
Connection	1.5m flex & plug
Construction	Polycarbonate body / opal polycarbonate diffuser
Fitting Colour	Black
PF	0.9
Net Weight (kg)	0.82
Lifetime L70B50	50,000 hours
Warranty	5 years

**SUMMARY**

A 10amp surface mount socket that's super easy to fit-off. With the installer in mind, this single-outlet plug base is back-wired and features 4 large terminals for excellent visibility and ease of wiring. It also features a transparent snap-on base plate for fuss-free mounting and installation. Incredibly durable, it has a high-impact polycarbonate housing and is fully approved to all relevant Australian standards.



--	--	--

**PRODUCT DATA**

Order Code	243009
Voltage	220-240V
Rated Current	10A
Construction	Polycarbonate
Fitting Colour	White - Transparent snap-on base plate cover
Warranty	3 years



**energetic**  
Smarter lighting

QUALITY • INNOVATION • CONVENIENCE

# CATEGORY OVERVIEW

## HIGHBAYS



**Falcon**  
IP65 Highbay  
5000K / Multi-Watt (200Lm/W)  
P. 237



**Falcon**  
IP65 Highbay  
4000K / Multi-Watt (200Lm/W)  
P. 238



**Falcon**  
IP65 Highbay  
5000K / Multi-Watt (200Lm/W)  
P. 239



**Ark Pro**  
IP65 Highbay  
4000K / Multi-Watt (200Lm/W)  
P. 240



**Ark Pro**  
IP65 Highbay  
5000K / Multi-Watt (200Lm/W)  
P. 241



**Ark**  
IP65 Highbay  
4000K / Multi-Watt (150Lm/W)  
P. 242



**Ark**  
IP65 Highbay  
5000K / Multi-Watt (150Lm/W)  
P. 243



**Microwave Sensor**  
Falcon Compatible  
Highbay Accessory  
P. 244



**Microwave Sensor**  
Ark Compatible  
Highbay Accessory  
P. 245



**Remote Control**  
Ark Compatible  
Highbay Accessory  
P. 246



**90° Aluminium Reflector**  
Ark Compatible  
Highbay Accessory  
P. 247



**70° Aluminium Reflector**  
Ark Compatible  
Highbay Accessory  
P. 248

CLICK THUMBAIL TO SEE DATASHEET

## CATEGORY OVERVIEW

### HIGHBAYS (CONTINUED)



**70° PC Diffuser**  
Ark Compatible  
Highbay Accessory

P. 249



**70° PC Cover**  
Ark Compatible  
Highbay Accessory

P. 250



**Pole Mount Bracket**  
Ark Compatible  
Highbay Accessory

P. 251



**Surface Mount Bracket**  
Ark Compatible  
Highbay Accessory

P. 252



**0-10V Dimming Cable**  
Ark Compatible  
Highbay Accessory

P. 253



CLICK THUMBNAIL TO SEE DATASHEET



#### SUMMARY

The Falcon is a premium highbay solution for commercial and industrial applications. This LED luminaire delivers a new industry benchmark of 200Lm/W. With Multi-Watt selectable technology, it offers the flexibility and convenience of up to 4 wattages in 1 fitting, allowing installers to cater to a broader range of needs with fewer variants. Rated IP65 and IK08, it features an integrated dimmable driver and a pre-wired flex and plug for quick and easy installation. The Falcon can be easily transformed into a motion controlled highbay with a simple plug-and-play microwave sensor (available separately).



			<ul style="list-style-type: none"> <li> <b>VEET</b> Approved</li> <li> <b>IPART</b> Approved</li> </ul>
--	--	--	---

#### PRODUCT DATA

Order Code	333455			
Voltage	220-240V			
Wattage	Multi-Watt Selectable			
	200W	180W	150W	120W
Lumen Output	40000Lm	36000Lm	30000Lm	24000Lm
CCT	5000K			
IP Rating	IP65			
IK Rating	IK08			
Beam Angle	120°			
Light Source	SMD Chips			
Driver	Integrated			
Dimmable	Yes. 1-10V			
Connection	1.5m flex & plug			
Fitting Colour	Black			
PF	0.9			
Net Weight (kg)	3.57			
Lifetime L70B50	50,000 hours			
Warranty	5 years			

#### OPTIONAL ACCESSORIES

ITEM	ORDER CODE	ITEM	ORDER CODE
Microwave Sensor	333499	Remote Control	213979



**SUMMARY**

The Falcon is a premium highbay solution for commercial and industrial applications. This LED luminaire delivers a new industry benchmark of 200Lm/W. With Multi-Watt selectable technology, it offers the flexibility and convenience of up to 4 wattages in 1 fitting, allowing installers to cater to a broader range of needs with fewer variants. Rated IP65 and IK08, it features an integrated dimmable driver and a pre-wired flex and plug for quick and easy installation. The Falcon can be easily transformed into a motion controlled highbay with a simple plug-and-play microwave sensor (available separately).



			<ul style="list-style-type: none"> <li>✓ VEET Approved</li> <li>✓ IPART Approved</li> </ul>
--	--	--	---

**PRODUCT DATA**

Order Code	333454			
Voltage	220-240V			
Wattage	Multi-Watt Selectable			
	200W	180W	150W	120W
Lumen Output	40000Lm	36000Lm	30000Lm	24000Lm
CCT	4000K			
IP Rating	IP65			
IK Rating	IK08			
Beam Angle	120°			
Light Source	SMD Chips			
Driver	Integrated			
Dimmable	Yes. 1-10V			
Connection	1.5m flex & plug			
Fitting Colour	Black			
PF	0.9			
Net Weight (kg)	3.57			
Lifetime L70B50	50,000 hours			
Warranty	5 years			

**OPTIONAL ACCESSORIES**

ITEM	ORDER CODE	ITEM	ORDER CODE
Microwave Sensor	333499	Remote Control	213979



**SUMMARY**

The Falcon is a premium highbay solution for commercial and industrial applications. This LED luminaire delivers a new industry benchmark of 200Lm/W. With Multi-Watt selectable technology, it offers the flexibility and convenience of up to 4 wattages in 1 fitting, allowing installers to cater to a broader range of needs with fewer variants. Rated IP65 and IK08, it features an integrated dimmable driver and a pre-wired flex and plug for quick and easy installation. The Falcon can be easily transformed into a motion controlled highbay with a simple plug-and-play microwave sensor (available separately).



			<ul style="list-style-type: none"> <li>✓ VEET Approved</li> <li>✓ IPART Approved</li> </ul>
--	--	--	---

**PRODUCT DATA**

Order Code	333485		
Voltage	220-240V		
Wattage	Multi-Watt Selectable		
	100W	70W	50W
Lumen Output	20000Lm	14000Lm	10000Lm
CCT	5000K		
IP Rating	IP65		
IK Rating	IK08		
Beam Angle	120°		
Light Source	SMD Chips		
Driver	Integrated		
Dimmable	Yes. 1-10V		
Connection	1.5m flex & plug		
Fitting Colour	Black		
PF	0.9		
Net Weight (kg)	3.57		
Lifetime L70B50	50,000 hours		
Warranty	5 years		

**OPTIONAL ACCESSORIES**

ITEM	ORDER CODE	ITEM	ORDER CODE
Microwave Sensor	333499	Remote Control	213979





**SUMMARY**

The Ark Pro is a robust highbay solution delivering at an industry leading 200Lm/W output, ideal for high ceiling or high luminance, commercial and industrial applications. It features Multi-Watt Selectable technology, giving installers the choice of 5 wattages in 1 fitting for maximum lumen output flexibility. Built to last, this clever compact highbay is rated to IP65 and IK08. The Ark Pro can be easily transformed into a motion controlled highbay with the optional plug-and-play microwave motion sensor and remote control.



			<ul style="list-style-type: none"> <li>✓ <b>VEET</b> Approved</li> <li>✓ <b>IPART</b> Approved</li> </ul>
--	--	--	---

**PRODUCT DATA**

Order Code	333334				
Voltage	220-240V				
Wattage	Multi-Watt Selectable				
	150W	125W	100W	90W	70W
Lumen Output	30000Lm	25000Lm	20000Lm	18000Lm	14000Lm
CCT	4000K				
IP Rating	IP65				
IK Rating	IK08				
Beam Angle	110°				
Light Source	SMD Chips				
Driver	Integrated Flicker-Free				
Dimmable	Yes. 0-10V				
Connection	1.5m flex & plug				
Fitting Colour	Black				
PF	0.9				
Net Weight (kg)	3.57				
Lifetime L70B50	50,000 hours				
Warranty	5 years				

**OPTIONAL ACCESSORIES**

ITEM	ORDER CODE	ITEM	ORDER CODE
Plug-&-Play MW Sensor	333409	70° PC Diffuser Cover	332038
Remote Control	213979	Surface Mounting Bracket	333379
70° Aluminium Reflector	333259	Pole Mounting Bracket	333369
90° Aluminium Reflector	333199	0-10V Dimming Cable	333389
70° PC Diffuser	333319		



**SUMMARY**

The Ark Pro is a robust highbay solution delivering at an industry leading 200Lm/W output, ideal for high ceiling or high luminance, commercial and industrial applications. It features Multi-Watt Selectable technology, giving installers the choice of 5 wattages in 1 fitting for maximum lumen output flexibility. Built to last, this clever compact highbay is rated to IP65 and IK08. The Ark Pro can be easily transformed into a motion controlled highbay with the optional plug-and-play microwave motion sensor and remote control.



			<ul style="list-style-type: none"> <li>✓ <b>VEET</b> Approved</li> <li>✓ <b>IPART</b> Approved</li> </ul>
--	--	--	---

**PRODUCT DATA**

Order Code	333335				
Voltage	220-240V				
Wattage	Multi-Watt Selectable				
	150W	125W	100W	90W	70W
Lumen Output	30000Lm	25000Lm	20000Lm	18000Lm	14000Lm
CCT	5000K				
IP Rating	IP65				
IK Rating	IK08				
Beam Angle	110°				
Light Source	SMD Chips				
Driver	Integrated Flicker-Free				
Dimmable	Yes. 0-10V				
Connection	1.5m flex & plug				
Fitting Colour	Black				
PF	0.9				
Net Weight (kg)	3.57				
Lifetime L70B50	50,000 hours				
Warranty	5 years				

**OPTIONAL ACCESSORIES**

ITEM	ORDER CODE	ITEM	ORDER CODE
Plug-&-Play MW Sensor	333409	70° PC Diffuser Cover	332038
Remote Control	213979	Surface Mounting Bracket	333379
70° Aluminium Reflector	333259	Pole Mounting Bracket	333369
90° Aluminium Reflector	333199	0-10V Dimming Cable	333389
70° PC Diffuser	333319		



**SUMMARY**

The Ark is a robust highbay solution delivering an impressive 150Lm/W output, ideal for commercial and industrial applications. It features Multi-Watt Selectable technology, giving installers the choice of 5 wattages in 1 fitting for maximum lumen output flexibility. Built to last, this clever compact highbay is rated to IP65 and IK08. The Ark can be easily transformed into a motion controlled highbay with the optional plug-and-play microwave motion sensor and remote control.



			<ul style="list-style-type: none"> <li>✓ <b>VEET</b> Approved</li> <li>✓ <b>IPART</b> Approved</li> </ul>
--	--	--	---

**PRODUCT DATA**

Order Code	333324				
Voltage	220-240V				
Wattage	Multi-Watt Selectable				
	150W	125W	100W	90W	70W
Lumen Output	22500Lm	18900Lm	15000Lm	13500Lm	10500Lm
CCT	4000K				
IP Rating	IP65				
IK Rating	IK08				
Beam Angle	110°				
Light Source	SMD Chips				
Driver	Integrated Flicker-Free				
Dimmable	Yes. 0-10V				
Connection	1.5m flex & plug				
Fitting Colour	Black				
PF	0.9				
Net Weight (kg)	3.57				
Lifetime L70B50	50,000 hours				
Warranty	5 years				

**OPTIONAL ACCESSORIES**

ITEM	ORDER CODE	ITEM	ORDER CODE
Plug-&-Play MW Sensor	333409	70° PC Diffuser Cover	332038
Remote Control	213979	Surface Mounting Bracket	333379
70° Aluminium Reflector	333259	Pole Mounting Bracket	333369
90° Aluminium Reflector	333199	0-10V Dimming Cable	333389
70° PC Diffuser	333319		



**SUMMARY**

The Ark is a robust highbay solution delivering an impressive 150Lm/W output, ideal for commercial and industrial applications. It features Multi-Watt Selectable technology, giving installers the choice of 5 wattages in 1 fitting for maximum lumen output flexibility. Built to last, this clever compact highbay is rated to IP65 and IK08. The Ark can be easily transformed into a motion controlled highbay with the optional plug-and-play microwave motion sensor and remote control.



			<ul style="list-style-type: none"> <li>✓ <b>VEET</b> Approved</li> <li>✓ <b>IPART</b> Approved</li> </ul>
--	--	--	---

**PRODUCT DATA**

Order Code	333325				
Voltage	220-240V				
Wattage	Multi-Watt Selectable				
	150W	125W	100W	90W	70W
Lumen Output	22500Lm	18900Lm	15000Lm	13500Lm	10500Lm
CCT	5000K				
IP Rating	IP65				
IK Rating	IK08				
Beam Angle	110°				
Light Source	SMD Chips				
Driver	Integrated Flicker-Free				
Dimmable	Yes. 0-10V				
Connection	1.5m flex & plug				
Fitting Colour	Black				
PF	0.9				
Net Weight (kg)	3.57				
Lifetime L70B50	50,000 hours				
Warranty	5 years				

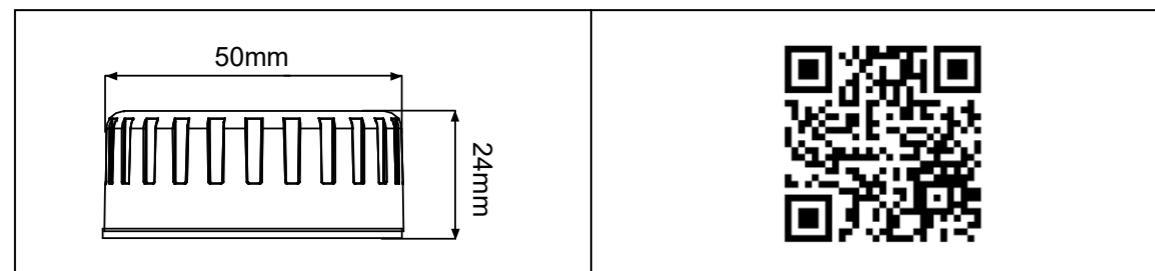
**OPTIONAL ACCESSORIES**

ITEM	ORDER CODE	ITEM	ORDER CODE
Plug-&-Play MW Sensor	333409	70° PC Diffuser Cover	332038
Remote Control	213979	Surface Mounting Bracket	333379
70° Aluminium Reflector	333259	Pole Mounting Bracket	333369
90° Aluminium Reflector	333199	0-10V Dimming Cable	333389
70° PC Diffuser	333319		



**SUMMARY**

Transform the Falcon into a motion controlled highbay with this modular microwave motion sensor. It features a clever plug-and-play modular design for quick and easy installation.



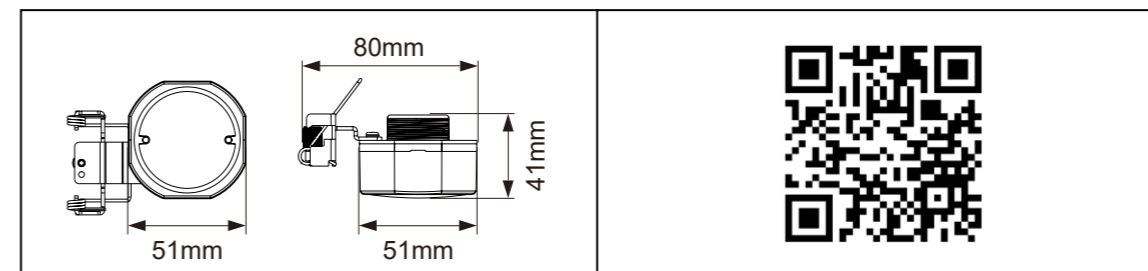
**PRODUCT DATA**

Order Code	333499
Stand-by Power	<0.5W
Operating Frequency	5.8GHz±75MHz
Transmitting Power	<0.3mW
Hold Time	5s/30s/1min/3min/5min/10min/20min/30min
Stand-by Dim Level	10%/20%/30%/50%
Stand-by Period	0s/10s/30s/1min/5min/10min/30min/+∞
Detection Area	25%/50%/75%/100%
Daylight Sensor	2Lux/10Lux/30Lux/50Lux/80Lux/120Lux/Disable
Detecting Radius	Max,ø14m/45.92ft (ceiling mounted)
Mounting Height	15m/49.2ft (ceiling mounted)
Detecting Angle	150°(wall mounting) 360°(ceiling mounting)
Operating Temperature	-20°C~+60°C
Storage Temperature	Temperature: -40°...+80°; Humidity: 10%-95% (non-condensing)
IP Rating	IP65
Compatibility	Falcon: 333455, 333454, 333485.
Net Weight (kg)	0.02
Warranty	5 years



**SUMMARY**

Transform the Ark into a motion controlled highbay with this modular microwave motion sensor. It features a clever plug-and-play modular design for quick and easy installation. Settings include a daylight threshold and 2 and 3 step dimming functions. This sensor must be used in conjunction with the compatible remote control.



**PRODUCT DATA**

Order Code	333409
Stand-by Power	<0.3W
Operating Frequency	5.8 GHz ±75 MHz, ISM Band.
Transmitting Power	1mW Max.
Hold Time	5S/30S/1min/3min/5min/10min/20min/30min
Stand-by Dim Level	10%(1.4-1.6V), 20%(3.6-3.8V), 30%(4.2-4.4V), 50% (4.9-5.1V)
Stand-by Period	0s/10S/1min/3min/5min/10min/30min/+∞
Detection Area	25%/50%/75%/100%
Daylight Sensor	5lux/15Lux/30Lux/50Lux/100lux/150lux/Disable
Detecting Radius	See detection pattern
Mounting Height	15m Max
Detecting Angle	150°(wall mounting) 360°(ceiling mounting)
Operating Temperature	-35°...+70°
Storage Temperature	Temperature: -40°...+80°; Humidity: 10%-95% (non-condensing)
IP Rating	IP65
Compatibility	Ark Pro: 333334, 333335. Ark: 333324, 333325.
Net Weight (kg)	0.07
Warranty	5 years



**SUMMARY**

A multi-function slimline remote control that can be used to manage the settings of multiple compatible battens individually.



**ON/OFF**  
Press the "On/off" button, the light keeps permanently on or off. Press "Auto Mode", "Reset" or "Apply" buttons to quit from this mode.

**Auto Mode**  
Press "Auto Mode" button, the sensor starts to work and all settings remain the same before the light gets switched on/off.

**Reset**  
1. Press "Reset" button, change brightness to max level.  
2. Press "Reset" button, products with DIP switch will be controlled by DIP switches; otherwise all the setting will be just initial, that is 100% detection range, hold time 5S, no stand-by time and daylight threshold disabled.

Flick after press any button

Flick only after press "Apply" button

**+/-**  
1. To adjust brightness 10-100% in on/off mode.  
2. To adjust highest brightness 60-100% in sensor mode.

**Start**  
Press "Start" to customize scene, users can change detection range, daylight threshold, holdtime, standby dimming level and standby period.

**Memory**  
1. Press "Memory" to save all the settings.  
2. The settings remained as the last time if not get resetted values.

**Apply**  
1. Press "Apply" to deliver the saved setting.  
2. Press "Apply" without "memory" will make all the setting one-time operation.  
3. Settings should be done within 30S, otherwise it exits memory mode.

Detection area (Press to define detection area 100%/75%/50%/25%.)

Hold time (Press to define holdtime 5s/30s/1min/3min /5min/10min/20min/30min .)

Stand-by dimming level (Press to define stand-by dimming level 10%/20%/30%/50%.)

Stand-by period (Press to define stand-by period 0s/10s/30s/1min/5min/10min/30min/+∞)

Note: "0s" means no standby period; "+∞" means unlimited standby period.

Daylight threshold (Press to define daylight level 2Lux/10Lux/30Lux/50Lux/80Lux/120Lux/Disable.)  
Note: Disable means light will be turned on once sensor detects movement, regardless of the ambient lux.

**Test (2s)**  
The button "Test (2s)" is for testing purpose after commissioning. Pressing this button, the sensor goes to test mode ( hold time is only 2s )

**PRODUCT DATA**

Order Code	213979
Compatibility	Stellar V Wide: 211025DS, 211026DS, 211025DEMS, 211026DEMS. Stellar V: 211023DS, 211024DS, 211024DEMS. Tempest V: 211021DS, 211022DS, 211033DS, 211021DEMS, 211022DEMS. Ark Microwave Sensor: 333409 Falcon Microwave Sensor: 333499.
Warranty	5 years



**SUMMARY**

A high-quality aluminium reflector with a matte finish and a beam angle of 90 degrees. This reflector is compatible with the Ark range of highbays.



**PRODUCT DATA**

Order Code	333199
Beam Angle	90°
Construction	Aluminium
Finish	Matte
Colour	Silver
Compatibility	Ark Pro: 333334, 333335. Ark: 333324, 333325.
Net Weight (kg)	0.29
Warranty	5 years



**SUMMARY**

A high-quality aluminium reflector with a matte finish and a beam angle of 70 degrees. This reflector is compatible with the Ark range of highbays.



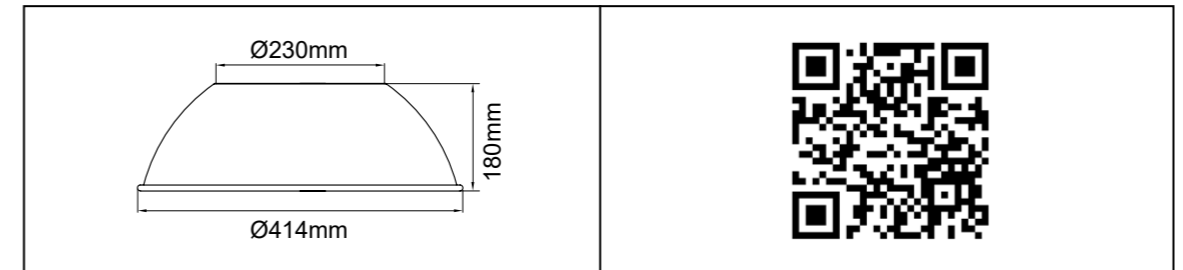
**PRODUCT DATA**

Order Code	333259
Beam Angle	70°
Construction	Aluminium
Finish	Matte
Colour	Silver
Compatibility	Ark Pro: 333334, 333335. Ark: 333324, 333325.
Net Weight (kg)	0.49
Warranty	5 years



**SUMMARY**

A high-quality polycarbonate diffuser with a ribbed finish and a beam angle of 70 degrees. This diffuser is compatible with the Ark range of highbays.



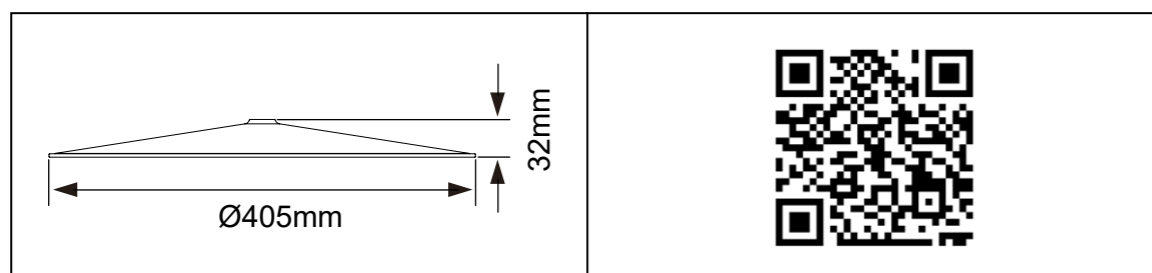
**PRODUCT DATA**

Order Code	333319
Beam Angle	70°
Construction	Polycarbonate
Finish	Ribbed
Colour	White
Compatibility	Ark Pro: 333334, 333335. Ark: 333324, 333325.
Net Weight (kg)	0.59
Warranty	5 years



**SUMMARY**

A high-quality polycarbonate cover with a ribbed finish to be used in conjunction with the 70° diffuser.



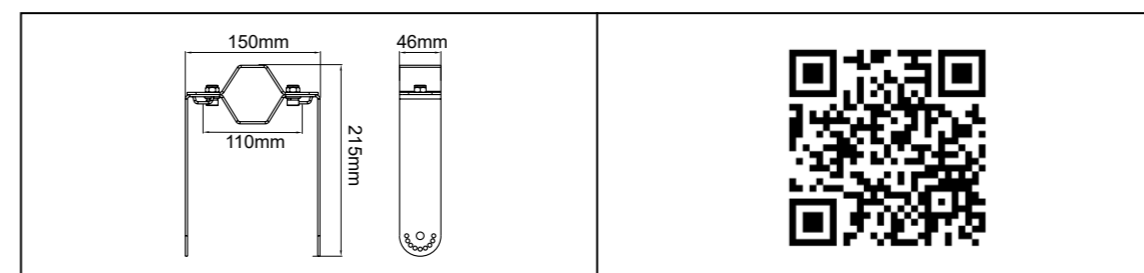
**PRODUCT DATA**

Order Code	332038
Beam Angle	70°
Construction	Polycarbonate
Finish	Ribbed
Colour	White
Compatibility	70° Diffuser: 333319
Net Weight (kg)	0.45
Warranty	5 years



**SUMMARY**

A high-quality metal pole mount bracket that is compatible with the Ark range of highbays.




**PRODUCT DATA**

Order Code	333369
Construction	Metal
Finish	Rust-proof surface treatment
Colour	Matte black
Compatibility	Ark Pro: 333334, 333335. Ark: 333324, 333325.
Net Weight (kg)	0.65
Warranty	5 years



**SUMMARY**

A high-quality metal surface mount bracket that is compatible with the Ark range of highbays.



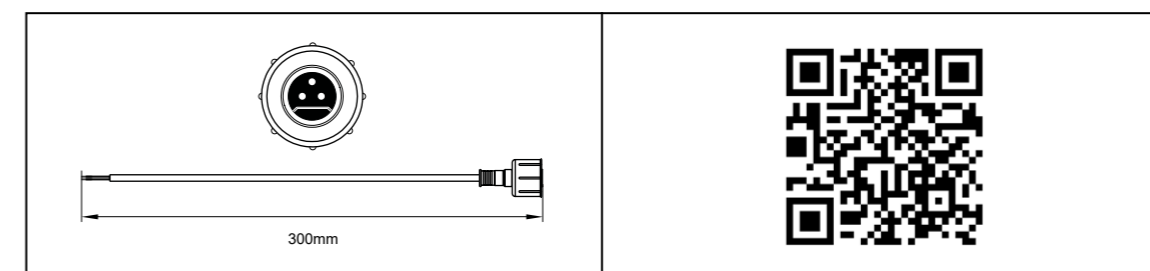
**PRODUCT DATA**

Order Code	333379
Construction	Metal
Finish	Rust-proof surface treatment
Colour	Matte black
Compatibility	Ark Pro: 333334, 333335. Ark: 333324, 333325.
Net Weight (kg)	0.47
Warranty	5 years



**SUMMARY**

A 0-10V quick connect dimmer cable with a 300mm flex and 3-pin plug.



**PRODUCT DATA**

Order Code	333389
Colour	Black
Cable Length	300mm
Connection Type	3 pin plug
Compatibility	Ark Pro: 333334, 333335. Ark: 333324, 333325.
Net Weight (kg)	0.05
Warranty	5 years



**energetic**<sup>®</sup>  
Smarter lighting

## CATEGORY OVERVIEW

QUALITY • INNOVATION • CONVENIENCE

### AREA LIGHTS



**Storm**  
IP66 Area Light  
5000K / 75W  
P. 256



**Storm**  
IP66 Area Light  
5000K / 100W  
P. 257



**Storm**  
IP66 Area Light  
5000K / 150W  
P. 258



**Storm**  
IP66 Area Light  
5000K / 200W  
P. 259



**Photocell**  
Storm Compatible  
Area Light Accessory  
P. 260



**Adjustable Slip Fitter**  
Storm Compatible  
Area Light Accessory  
P. 261



**U Bracket 247**  
Storm Compatible  
Area Light Accessory  
P. 262

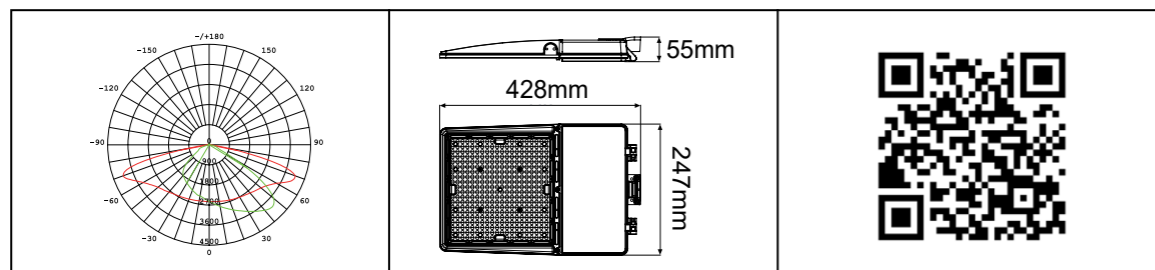


**U Bracket 268**  
Storm Compatible  
Area Light Accessory  
P. 263



**SUMMARY**

The Storm is a type-3 area light for controlled lighting applications. It can be used for parking lots and large urban spaces. Engineered to comply with strict Australian standards and rated at IP66 to suit harsh outdoor conditions, this state-of-the-art luminaire features a robust die-cast aluminium body with a powder coated finish for maximum durability.



**PRODUCT DATA**

Order Code	463005*
Voltage	220-240V
Wattage	75W
Lumen Output	11250Lm
CCT	5000K
IP Rating	IP66
IK Rating	IK08
CRI Rating	Ra≥70
Distribution Pattern	Type-3
Light Source	SMD Chips
Driver	Integrated
Dimmable	Yes. 0-10V
Construction	Die-cast aluminium
Finish	Powder coated
Fitting Colour	Black
PF	0.9
Net Weight (kg)	3.15
Lifetime L70B50	50,000 hours
Warranty	5 years

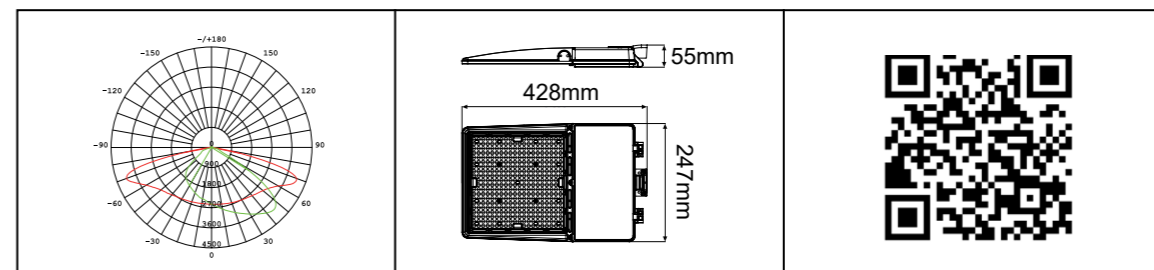
**OPTIONAL ACCESSORIES** \*Mounting accessories not included. Available to order separately.

ITEM	ORDER CODE	ITEM	ORDER CODE
Slip Fitter Adjustable	463079	U Bracket 247	463119
Photocell	463069		



**SUMMARY**

The Storm is a type-3 area light for controlled lighting applications. It can be used for parking lots and large urban spaces. Engineered to comply with strict Australian standards and rated at IP66 to suit harsh outdoor conditions, this state-of-the-art luminaire features a robust die-cast aluminium body with a powder coated finish for maximum durability.



**PRODUCT DATA**

Order Code	463015*
Voltage	220-240V
Wattage	100W
Lumen Output	15000Lm
CCT	5000K
IP Rating	IP66
IK Rating	IK08
CRI Rating	Ra≥70
Distribution Pattern	Type-3
Light Source	SMD Chips
Driver	Integrated
Dimmable	Yes. 0-10V
Construction	Die-cast aluminium
Finish	Powder coated
Fitting Colour	Black
PF	0.9
Net Weight (kg)	3.25
Lifetime L70B50	50,000 hours
Warranty	5 years

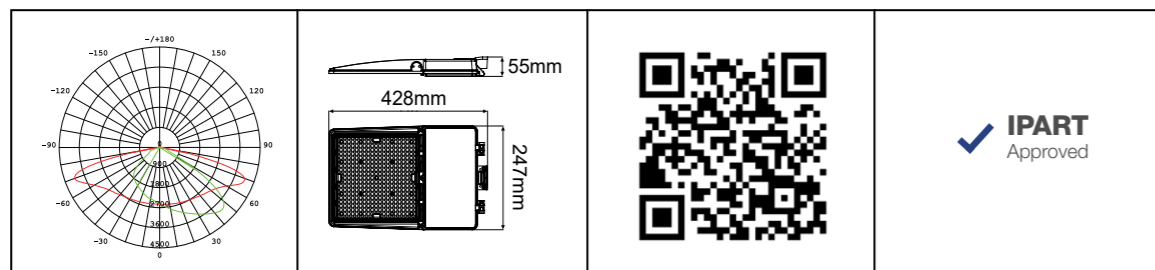
**OPTIONAL ACCESSORIES** \*Mounting accessories not included. Available to order separately.

ITEM	ORDER CODE	ITEM	ORDER CODE
Slip Fitter Adjustable	463079	U Bracket 247	463119
Photocell	463069		



**SUMMARY**

The Storm is a type-3 area light for controlled lighting applications. It can be used for parking lots and large urban spaces. Engineered to comply with strict Australian standards and rated at IP66 to suit harsh outdoor conditions, this state-of-the-art luminaire features a robust die-cast aluminium body with a powder coated finish for maximum durability.



**PRODUCT DATA**

Order Code	463025*
Voltage	220-240V
Wattage	150W
Lumen Output	22500Lm
CCT	5000K
IP Rating	IP66
IK Rating	IK08
CRI Rating	Ra≥70
Distribution Pattern	Type-3
Light Source	SMD Chips
Driver	Integrated
Dimmable	Yes. 0-10V
Construction	Die-cast aluminium
Finish	Powder coated
Fitting Colour	Black
PF	0.9
Net Weight (kg)	3.45
Lifetime L70B50	50,000 hours
Warranty	5 years

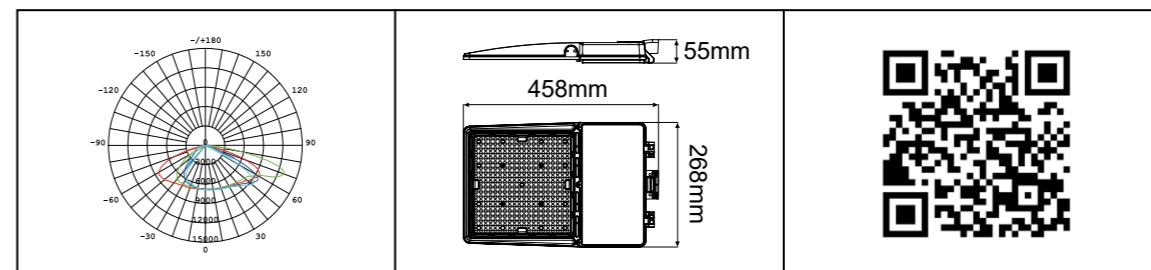
**OPTIONAL ACCESSORIES** \*Mounting accessories not included. Available to order separately.

ITEM	ORDER CODE	ITEM	ORDER CODE
Slip Fitter Adjustable	463079	U Bracket 247	463119
Photocell	463069		



**SUMMARY**

The Storm is a type-3 area light for controlled lighting applications. It can be used for parking lots and large urban spaces. Engineered to comply with strict Australian standards and rated at IP66 to suit harsh outdoor conditions, this state-of-the-art luminaire features a robust die-cast aluminium body with a powder coated finish for maximum durability.



**PRODUCT DATA**

Order Code	463035*
Voltage	220-240V
Wattage	200W
Lumen Output	30000Lm
CCT	5000K
IP Rating	IP66
IK Rating	IK08
CRI Rating	Ra≥70
Distribution Pattern	Type-3
Light Source	SMD Chips
Driver	Integrated
Dimmable	Yes. 0-10V
Construction	Die-cast aluminium
Finish	Powder coated
Fitting Colour	Black
PF	0.9
Net Weight (kg)	4.20
Lifetime L70B50	50,000 hours
Warranty	5 years

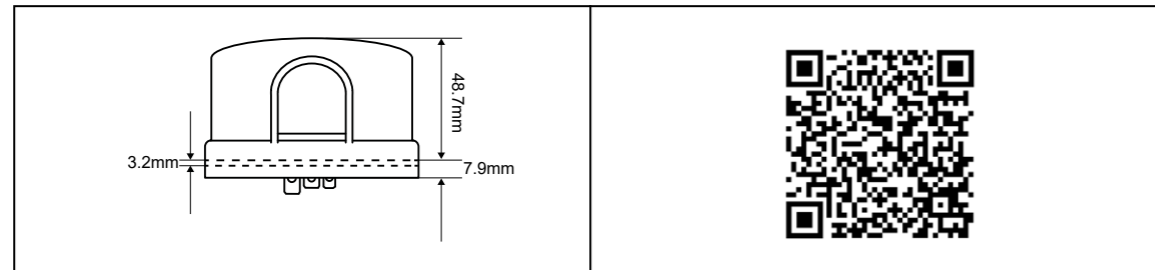
**OPTIONAL ACCESSORIES** \*Mounting accessories not included. Available to order separately.

ITEM	ORDER CODE	ITEM	ORDER CODE
Slip Fitter Adjustable	463079	U Bracket 268	463129
Photocell	463069		



**SUMMARY**

A modular photocell daylight sensor that can be easily retrofitted to the Storm range of area lights. Rated to IP65, this photocell has been designed for harsh outdoor weather conditions.




**PRODUCT DATA**

Order Code	463069
Rated Voltage	220 ~ 240VAC
Rated Frequency	50 / 60Hz
Power Consumption	1.5VA
On / Off Level	6Lx On, 50Lx Off
Ambient Temp.	-40°C ~ +70°C
Related Humidity	99%
Plug Type	3 terminal locking-type
Construction	Plastic
Fitting Colour	Blue
Compatibility	Storm: 463005 (75W), 463015 (100W), 463025 (150W), 463035 (200W).
Net Weight (kg)	0.085
Warranty	5 years



**SUMMARY**

A robust die-cast aluminium adjustable pole mount for the Storm range of area lights.




**PRODUCT DATA**

Order Code	463079
Construction	Die-cast aluminium
Finish	Powder coated
Colour	Black
Compatibility	Storm: 463005 (75W), 463015 (100W), 463025 (150W), 463035 (200W).
Net Weight (kg)	1.12
Warranty	5 years



**SUMMARY**

A steel mounting bracket for compatible Storm area lights with a smooth powder-coated finish for durability.




**PRODUCT DATA**

Order Code	463119
Construction	Metal
Finish	Rust-proof surface treatment
Colour	Matte black
Compatibility	Storm: 463005 (75W), 463015 (100W), 463025 (150W).
Net Weight (kg)	1.26
Warranty	5 years



**SUMMARY**

A steel mounting bracket for compatible Storm area lights with a smooth powder-coated finish for durability.



**PRODUCT DATA**

Order Code	463129
Construction	Metal
Finish	Rust-proof surface treatment
Colour	Matte black
Compatibility	Storm: 463035 (200W)
Net Weight (kg)	1.30
Warranty	5 years



**energetic**<sup>®</sup>  
Smarter lighting

**CATEGORY OVERVIEW**

QUALITY • INNOVATION • CONVENIENCE

**WALL & CEILING BUNKERS**



**Fortlite**  
IP66 Bunker  
Tri-Colour / Multi-Watt  
P. 267



**Unit**  
IP66 Bunker  
Tri-Colour / Multi-Watt  
P. 268



**Unit**  
IP66 Bunker  
Tri-Colour / Multi-Watt  
P. 269



**Espace**  
IP65 Bunker  
Tri-Colour / 13W  
P. 270



**Espace**  
IP65 Emergency Bunker  
5000K / 13W  
P. 271



**Oval Mini**  
IP65 Bunker  
Tri-Colour / Multi-Watt  
P. 272



**Oval Mini**  
IP65 Sensor Bunker  
Tri-Colour / Multi-Watt  
P. 273



**Oval Mini**  
IP65 Bunker  
Tri-Colour / Multi-Watt  
P. 274




**Oval Mini**  
IP65 Sensor Bunker  
Tri-Colour / Multi-Watt  
P. 275



**Oval**  
IP65 Bunker  
Tri-Colour / 8W  
P. 276



**Eyelid Cover**  
Fortlite Compatible  
Bunker Accessory  
P. 277




**Eyelid Cover**  
Unit Compatible  
Bunker Accessory  
P. 278

CLICK THUMBAIL TO SEE DATASHEET

## CATEGORY OVERVIEW

### WALL & CEILING BUNKERS (CONTINUED)




**Eyelid Cover**  
Unit Compatible  
Bunker Accessory

P. 279



**Emergency Kit**  
Fortlite, Unit, Sandy Compatible  
Bunker Accessory

P. 280



**Sensor Kit**  
Fortlite, Unit, Sandy Compatible  
Bunker Accessory



P. 281

CLICK THUMBNAIL TO SEE DATASHEET

#### SUMMARY

The Fortlite is an IP66 bunker ideal for commercial and residential applications. It features Tri-Colour and Multi-Watt selectable technologies, giving installers a choice of 3 colour temperatures and 3 wattages within 1 fitting. Rated IK10, suitable for high vandalism areas, it has a die-cast aluminium enclosure that is corrosion and UV resistant. Multiple cable entry points, a large 6mm terminal block and compatibility to 51mm Beza boxes facilitates quick and easy installation.



			<ul style="list-style-type: none"> <li> <b>VEET</b> Approved</li> <li> <b>IPART</b> Approved</li> </ul>
--	--	--	---

#### PRODUCT DATA

Order Code	281005		
Voltage	220-240V		
Wattage	Multi-Watt Selectable		
	22W	15W	10W
Lumen Output 3K	1860Lm	1400Lm	930Lm
Lumen Output 4K & 5K	2000Lm	1500Lm	1000Lm
CCT	Tri-Colour Selectable - 3K / 4K / 5K		
IP Rating	IP66		
IK Rating	IK10		
CRI Rating	Ra≥80		
Beam Angle	110°		
Light Source	SMD Chips		
Driver	Integrated Flicker-Free		
Dimmable	No		
Construction	Die-cast aluminium body / opal polycarbonate diffuser		
Fitting Colour	Black		
PF	0.9		
EMG Classification	C0-C180:D32 / C90-C270:D32 (with emergency kit installed)		
Net Weight (kg)	1.28		
Lifetime L70B50	50,000 hours		
Warranty	5 years		

#### OPTIONAL ACCESSORIES

ITEM	ORDER CODE	ITEM	ORDER CODE
Eyelid Cover	283109	MW Sensor Kit	283059
Emergency Kit	283049		



**SUMMARY**

The Unit is an IP66 bunker ideal for commercial and residential applications. It features Tri-Colour and Multi-Watt selectable technologies, giving installers a choice of 3 colour temperatures and 3 wattages within 1 fitting. Rated IK10, suitable for high vandalism areas, it has a high impact polycarbonate enclosure that is corrosion and UV resistant. Multiple cable entry points, a large 6mm terminal block and compatibility to 51mm Beza boxes facilitates quick and easy installation.



			<p>✓ <b>VEET</b> Approved</p> <p>✓ <b>IPART</b> Approved</p>
--	--	--	--

**PRODUCT DATA**

Order Code	281004		
Voltage	220-240V		
Wattage	Multi-Watt Selectable		
	22W	15W	10W
Lumen Output 3K	1860Lm	1400Lm	930Lm
Lumen Output 4K & 5K	2000Lm	1500Lm	1000Lm
CCT	Tri-Colour Selectable - 3K / 4K / 5K		
IP Rating	IP66		
IK Rating	IK10		
CRI Rating	Ra≥80		
Beam Angle	110°		
Light Source	SMD Chips		
Driver	Integrated Flicker-Free		
Dimmable	No		
Construction	Polycarbonate body / opal polycarbonate diffuser		
Fitting Colour	White		
PF	0.9		
EMG Classification	C0-C180:D32 / C90-C270:D32 (with emergency kit installed)		
Net Weight (kg)	0.82		
Lifetime L70B50	50,000 hours		
Warranty	5 years		

**OPTIONAL ACCESSORIES**

ITEM	ORDER CODE	ITEM	ORDER CODE
Eyelid Cover White	283099	MW Sensor Kit	283059
Emergency Kit	283049		



**SUMMARY**

The Unit is an IP66 bunker ideal for commercial and residential applications. It features Tri-Colour and Multi-Watt selectable technologies, giving installers a choice of 3 colour temperatures and 3 wattages within 1 fitting. Rated IK10, suitable for high vandalism areas, it has a high impact polycarbonate enclosure that is corrosion and UV resistant. Multiple cable entry points, a large 6mm terminal block and compatibility to 51mm Beza boxes facilitates quick and easy installation.



			<p>✓ <b>VEET</b> Approved</p> <p>✓ <b>IPART</b> Approved</p>
--	--	--	--

**PRODUCT DATA**

Order Code	281003		
Voltage	220-240V		
Wattage	Multi-Watt Selectable		
	22W	15W	10W
Lumen Output 3K	1860Lm	1400Lm	930Lm
Lumen Output 4K & 5K	2000Lm	1500Lm	1000Lm
CCT	Tri-Colour Selectable - 3K / 4K / 5K		
IP Rating	IP66		
IK Rating	IK10		
CRI Rating	Ra≥80		
Beam Angle	110°		
Light Source	SMD Chips		
Driver	Integrated Flicker-Free		
Dimmable	No		
Construction	Polycarbonate body / opal polycarbonate diffuser		
Fitting Colour	Black		
PF	0.9		
EMG Classification	C0-C180:D32 / C90-C270:D32 (with emergency kit installed)		
Net Weight (kg)	0.82		
Lifetime L70B50	50,000 hours		
Warranty	5 years		

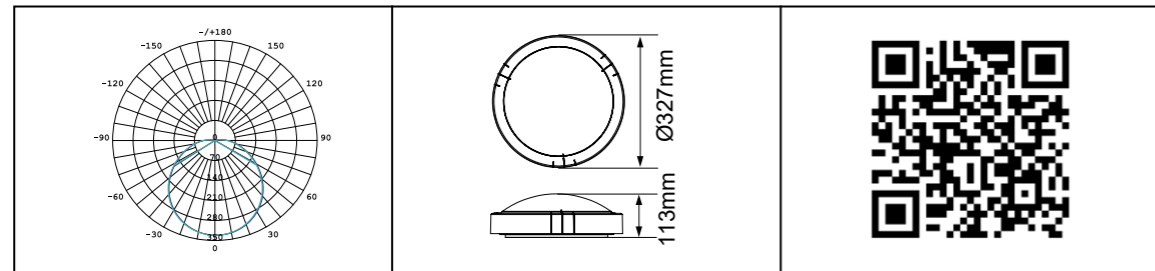
**OPTIONAL ACCESSORIES**

ITEM	ORDER CODE	ITEM	ORDER CODE
Eyelid Cover Black	283039	MW Sensor Kit	283059
Emergency Kit	283049		



**SUMMARY**

The Espace is an IP65 bunker and is ideal for commercial and residential applications. Built tough, it is rated to IK10, suitable for high vandalism areas. Its robust polycarbonate enclosure is also corrosion and UV resistant. It features multiple cable entry points and a large 6mm terminal block allowing for quick and easy installation.



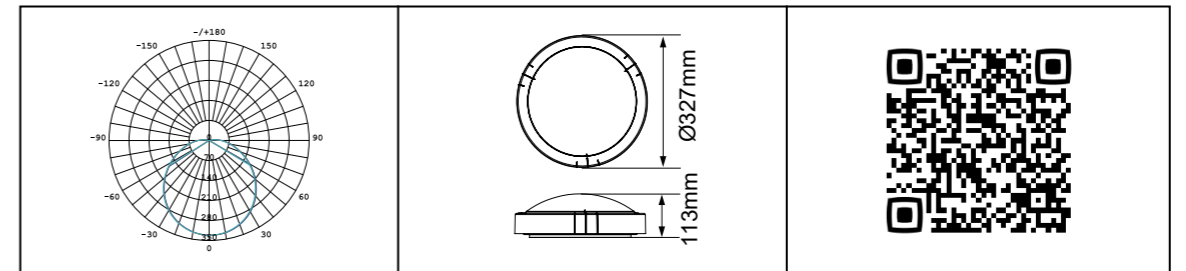
**PRODUCT DATA**

Order Code	281002
Voltage	220-240V
Wattage	13W
Lumen Output 3K	1100Lm
Lumen Output 4K & 5K	1200Lm
CCT	Tri-Colour Selectable - 3K / 4K /5K
IP Rating	IP65
IK Rating	IK10
CRI Rating	Ra>80
Beam Angle	110°
Light Source	SMD Chips
Driver	Integrated
Dimmable	No
Construction	Polycarbonate body & opal polycarbonate diffuser
Fitting Colour	White
PF	0.9
Net Weight (kg)	0.91
Lifetime L70B50	50,000 hours
Warranty	5 years



**SUMMARY**

The Espace is an IP65 emergency bunker fully compliant to AS/ NZS 2293 and is ideal for commercial and residential applications. Built tough, it is rated to IK10, suitable for high vandalism areas. Its robust polycarbonate enclosure is also corrosion and UV resistant. It features multiple cable entry points and a large 6mm terminal block allowing for quick and easy installation.



**PRODUCT DATA**

Order Code	282006EM
Voltage	220-240V
Wattage	13W
Lumen Output	1200Lm
CCT	5000K
IP Rating	IP65
IK Rating	IK10
CRI Rating	Ra>80
Beam Angle	110°
Light Source	SMD Chips
Driver	Integrated
Dimmable	No
Construction	Polycarbonate body & diffuser
Fitting Colour	White
PF	0.9
EMG Classification	C0:D32 / C90:D32
Net Weight (kg)	1.50
Lifetime L70B50	50,000 hours
Warranty	5 years

**BATTERY DATA**

Order Code	173010
Battery Type	Li(NiCoMn)O2
Nominal Voltage	3.6V
Nominal Capacity	5000mAh
Temperature Range for Operation	0 ~ 40 °C
Warranty	3 year





**SUMMARY**

The Oval Mini is a compact bunker for residential and commercial applications. It features Tri-Colour and Multi-Watt selectable technologies offering the flexibility and convenience of 3 colour temperatures and 2 wattages in 1 fitting, allowing installers to cater to a broader range of needs with fewer variants. Incorporating a Flicker-Free driver for superior lighting comfort, it is rated IP65 and IK08 to suit harsh outdoor conditions.



			<p>✓ <b>VEET</b> Approved</p> <p>✓ <b>IPART</b> Approved</p>
--	--	--	--

**PRODUCT DATA**

Order Code	281006	
Voltage	220-240V	
Wattage	Multi-Watt Selectable	
	8W	5W
Lumen Output 3K	700Lm	450Lm
Lumen Output 4K & 5K	750Lm	500Lm
CCT	Tri-Colour Selectable - 3K / 4K / 5K	
IP Rating	IP54	
IK Rating	IK08	
CRI Rating	Ra>80	
Beam Angle	120°	
Light Source	SMD Chips	
Driver	Integrated Flicker-Free	
Dimmable	No	
Construction	Polycarbonate body / opal polycarbonate diffuser	
Fitting Colour	Black	
PF	0.9	
Net Weight (kg)	0.16	
Lifetime L70B50	25,000 hours	
Warranty	3 years	



**SUMMARY**

The Oval Mini is a compact bunker for residential and commercial applications. It features Tri-Colour and Multi-Watt selectable technologies offering the flexibility and choice of 3 colour temperatures and 2 wattages in 1 fitting, allowing installers to cater to a broader range of needs with fewer variants. Incorporating a Flicker-Free driver for superior lighting comfort, it is rated IP65 and IK08 to suit harsh outdoor conditions. This fitting incorporated a PIR sensor for added convenience and security.



			<p>✓ <b>VEET</b> Approved</p> <p>✓ <b>IPART</b> Approved</p>
--	--	--	--

**PRODUCT DATA**

Order Code	281006S	
Voltage	220-240V	
Wattage	Multi-Watt Selectable	
	8W	5W
Lumen Output 3K	700Lm	450Lm
Lumen Output 4K & 5K	750Lm	500Lm
CCT	Tri-Colour Selectable - 3K / 4K / 5K	
IP Rating	IP54	
IK Rating	IK08	
CRI Rating	Ra>80	
Beam Angle	120°	
Light Source	SMD Chips	
Driver	Integrated Flicker-Free	
Dimmable	No	
Construction	Polycarbonate body / opal polycarbonate diffuser	
Fitting Colour	Black	
PF	0.9	
Net Weight (kg)	0.20	
Lifetime L70B50	25,000 hours	
Warranty	3 years	



**SUMMARY**

The Oval Mini is a compact bunker for residential and commercial applications. It features Tri-Colour and Multi-Watt selectable technologies offering the flexibility and convenience of 3 colour temperatures and 2 wattages in 1 fitting, allowing installers to cater to a broader range of needs with fewer variants. Incorporating a Flicker-Free driver for superior lighting comfort, it is rated IP65 and IK08 to suit harsh outdoor conditions.



			<p>✓ <b>VEET</b> Approved</p> <p>✓ <b>IPART</b> Approved</p>
--	--	--	--

**PRODUCT DATA**

Order Code	281008	
Voltage	220-240V	
Wattage	Multi-Watt Selectable	
	8W	5W
Lumen Output 3K	700Lm	450Lm
Lumen Output 4K & 5K	750Lm	500Lm
CCT	Tri-Colour Selectable - 3K / 4K / 5K	
IP Rating	IP54	
IK Rating	IK08	
CRI Rating	Ra>80	
Beam Angle	120°	
Light Source	SMD Chips	
Driver	Integrated Flicker-Free	
Dimmable	No	
Construction	Polycarbonate body / opal polycarbonate diffuser	
Fitting Colour	White	
PF	0.9	
Net Weight (kg)	0.16	
Lifetime L70B50	25,000 hours	
Warranty	3 years	



**SUMMARY**

The Oval Mini is a compact bunker for residential and commercial applications. It features Tri-Colour and Multi-Watt selectable technologies offering the flexibility and choice of 3 colour temperatures and 2 wattages in 1 fitting, allowing installers to cater to a broader range of needs with fewer variants. Incorporating a Flicker-Free driver for superior lighting comfort, it is rated IP65 and IK08 to suit harsh outdoor conditions. This fitting incorporated a PIR sensor for added convenience and security.



			<p>✓ <b>VEET</b> Approved</p> <p>✓ <b>IPART</b> Approved</p>
--	--	--	--

**PRODUCT DATA**

Order Code	281008S	
Voltage	220-240V	
Wattage	Multi-Watt Selectable	
	8W	5W
Lumen Output 3K	700Lm	450Lm
Lumen Output 4K & 5K	750Lm	500Lm
CCT	Tri-Colour Selectable - 3K / 4K / 5K	
IP Rating	IP54	
IK Rating	IK08	
CRI Rating	Ra>80	
Beam Angle	120°	
Light Source	SMD Chips	
Driver	Integrated Flicker-Free	
Dimmable	No	
Construction	Polycarbonate body / opal polycarbonate diffuser	
Fitting Colour	White	
PF	0.9	
Net Weight (kg)	0.20	
Lifetime L70B50	25,000 hours	
Warranty	3 years	



**SUMMARY**

The Oval is an IP65 bunker ideal for commercial and residential applications. It features Tri-Colour Selectable technology, giving installers a choice of 3 colour temperatures within 1 fitting for individual preference or application requirements. Rated to IK08, its polycarbonate enclosure is corrosion and UV resistant. Multiple cable entry points and a large 6mm terminal block allows for quick and easy installation.



			<p>✓ <b>VEET</b> Approved</p> <p>✓ <b>IPART</b> Approved</p>
--	--	--	--

**PRODUCT DATA**

Order Code	281000
Voltage	220-240V
Wattage	8W
Lumen Output 3K	630Lm
Lumen Output 4K & 5K	700Lm
CCT	Tri-Colour Selectable - 3K / 4K / 5K
IP Rating	IP65
IK Rating	IK08
CRI Rating	Ra≥80
Beam Angle	110°
Light Source	SMD Chips
Driver	Integrated
Dimmable	No
Construction	Polycarbonate body / opal polycarbonate diffuser
Fitting Colour	Black
PF	0.9
Net Weight (kg)	1.24
Lifetime L70B50	50,000 hours
Warranty	5 years



**SUMMARY**

Enhance the Fortlite bunker with this stylish eyelid cover. Made from robust die-cast aluminium to withstand harsh Australia outdoor conditions, this eyelid cover minimises the effects of light spillage. Designed to be modular, it can be quickly and easily retrofitted onto the Fortlite bunker.



--	--

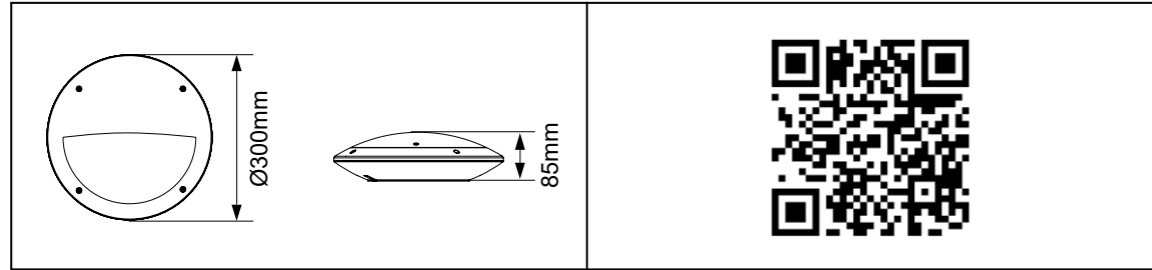
**PRODUCT DATA**

Order Code	283109
Construction	Die-cast aluminium
Finish	Matte
Colour	Black
Compatibility	Fortlite: 281005
Net Weight (kg)	0.71
Warranty	5 years



**SUMMARY**

Enhance the Unit bunker with this stylish eyelid cover. Made from high-quality polycarbonate to withstand harsh Australia outdoor conditions, this eyelid cover minimises the effects of light spillage. Designed to be modular, it can be quickly and easily retrofitted onto the Unit bunker.



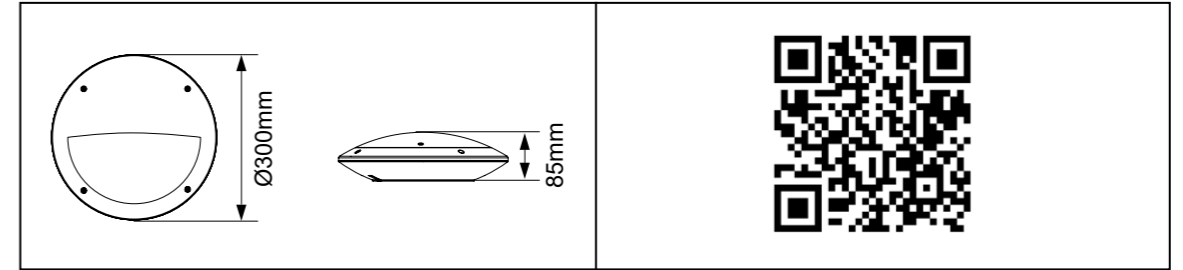
**PRODUCT DATA**

Order Code	283099
Construction	Polycarbonate
Finish	Matte
Colour	White
Compatibility	Unit: 281004
Net Weight (kg)	0.08
Warranty	5 years



**SUMMARY**

Enhance the Unit bunker with this stylish eyelid cover. Made from high-quality polycarbonate to withstand harsh Australia outdoor conditions, this eyelid cover minimises the effects of light spillage. Designed to be modular, it can be quickly and easily retrofitted onto the Unit bunker.



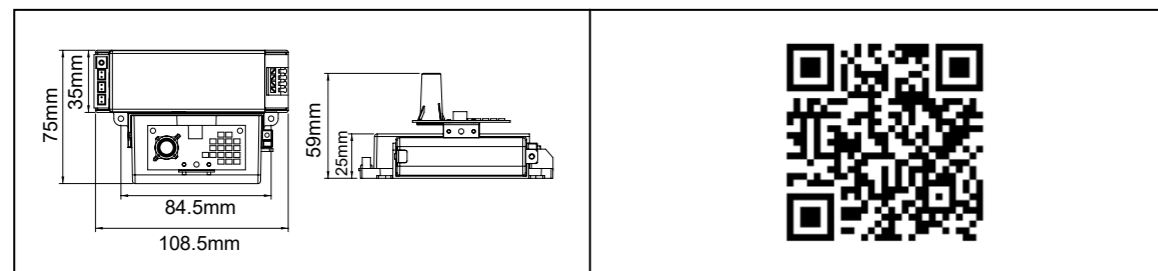
**PRODUCT DATA**

Order Code	283039
Construction	Polycarbonate
Finish	Matte
Colour	Black
Compatibility	Unit: 281003
Net Weight (kg)	0.08
Warranty	5 years



**SUMMARY**

Transform compatible bunkers and oysters into a fully integrated emergency fitting with this modular emergency kit. It features a replaceable LiFePO4 battery and provides short-circuit and polarity reversal protection. Its clever plug-and-play design allows it to be quickly and easily retrofitted to compatible bunkers and oysters.



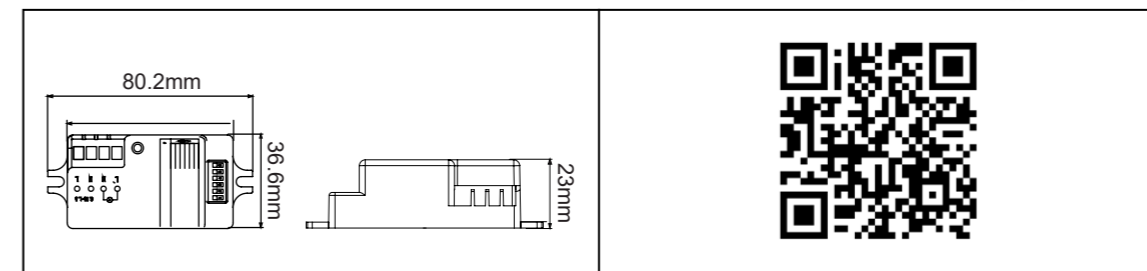

**PRODUCT DATA**

Order Code	283049
Voltage	220-240V
Wattage	4W
IP Rating	IP20
Compatibility	Unit: 281003, 281004. Fortlite: 281005 Sandy: 181004, 181003.
Net Weight (kg)	0.23
Warranty	3 years



**SUMMARY**

Transform compatible bunkers and oysters into a motion sensing light fitting with this modular microwave sensor kit. It features an adjustable detection area and a daylight harvest function. Its clever plug-and-play design allows it to be quickly and easily retrofitted to compatible bunkers and oysters.



**PRODUCT DATA**

Order Code	283059
Voltage	220-240V
IP Rating	IP20
Switching Capacity	Max. 400W (Control gear); Max. 800W (Incandescent lamp)
Stand-by Power	≤0.5W
Operating Temperature	-20°C~+55°C
Detection Area	10% / 50% / 75% / 100%
Hold Time	5s / 40s / 5min / 5min
Daylight Threshold	2Lux / 10Lux / 50Lux / Disable
Microwave Frequency	5.8GHz±75MHz
Mounting Height	Max.6m / 19.68ft
Detection Range	Max.ø14m / 45.92ft
Net Weight (kg)	0.04
Compatibility	Unit: 281003, 281004. Fortlite: 281005 Sandy: 181004, 181003.
Warranty	5 years



**energetic**  
Smarter lighting

# CATEGORY OVERVIEW

QUALITY • INNOVATION • CONVENIENCE

## WALL & CEILING OYSTERS



**Ultrathin Mini**  
Architectural Oyster  
Tri-Colour / 13W  
P. 285



**Ultrathin**  
Architectural Oyster  
Tri-Colour / 17W  
P. 286



**Ultrathin**  
Architectural Oyster  
Tri-Colour / 24W  
P. 287



**Sandy**  
IP54 Oyster  
Tri-Colour / Multi-Watt  
P. 288



**Sandy**  
IP54 Oyster  
Tri-Colour / 14W  
P. 289



**Sandy**  
IP54 Oyster  
Tri-Colour / 12W  
P. 290



**Sandy**  
IP54 Oyster  
3000K / 14W  
P. 291



**Pearl**  
IP20 Oyster  
3000K / 14W  
P. 292



**Pearl**  
IP20 Oyster  
4000K / 14W  
P. 293



**Pearl**  
IP20 Oyster  
3000K / 26W  
P. 294



**Pearl**  
IP20 Oyster  
4000K / 26W  
P. 295



**Emergency Kit**  
Fortlite, Unit, Sandy Compatible  
Oyster Accessory  
P. 296

## CATEGORY OVERVIEW

### WALL & CEILING OYSTERS (CONTINUED)



**Microwave Sensor Kit**  
Fortlite, Unit, Sandy Compatible  
Oyster Accessory

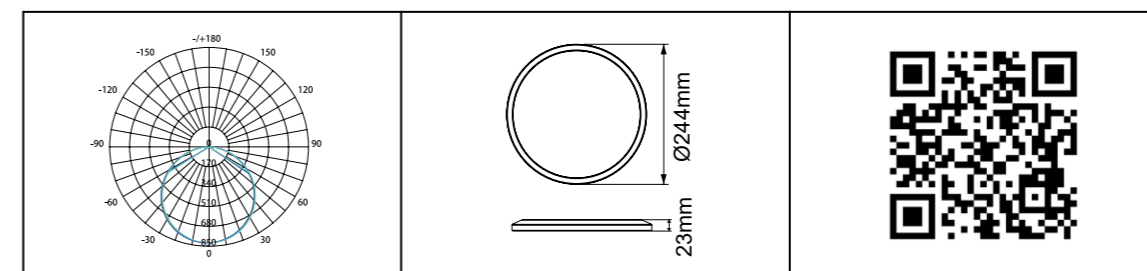
P. 297

CLICK THUMBNAIL TO SEE DATASHEET



#### SUMMARY

The Ultrathin Mini is an architectural wall and ceiling light ideal for commercial and residential applications. Designed to be incredibly thin, this super slim oyster is suited to minimalist aesthetic applications and rooms with limited ceiling height. It features Tri-Colour Selectable technology, giving installers a choice of 3 colour temperatures within 1 fitting for individual preference or application requirements. It incorporates an integrated dimmable driver, quick connector and clever twist-and-go positioning plate for quick and easy installation.



#### PRODUCT DATA

Order Code	181007
Voltage	220-240V
Wattage	13W
Lumen Output 3K	1250Lm
Lumen Output 4K & 5K	1300Lm
CCT	Tri-Colour Selectable - 3K / 4K / 5K
IP Rating	IP40
CRI Rating	Ra≥80
Beam Angle	120°
Light Source	SMD Chips
Driver	Integrated
Dimmable	Yes. Leading or Trailing Edge, Universal (Refer to Compatibility List)
Construction	Polycarbonate body / opal polycarbonate diffuser
Fitting Colour	White
PF	0.9
Net Weight (kg)	0.42
Lifetime L70B50	50,000 hours
Warranty	5 years



**SUMMARY**

The Ultrathin is an architectural wall and ceiling light ideal for commercial and residential applications. Designed to be incredibly thin, this super slim oyster is suited to minimalist aesthetic applications and rooms with limited ceiling height. It features Tri-Colour Selectable technology, giving installers a choice of 3 colour temperatures within 1 fitting for individual preference or application requirements. It incorporates an integrated dimmable driver, quick connector and clever twist-and-go positioning plate for quick and easy installation.



			<ul style="list-style-type: none"> <li>✓ <b>VEET</b> Approved</li> <li>✓ <b>IPART</b> Approved</li> </ul>
--	--	--	---

**PRODUCT DATA**

Order Code	181005
Voltage	220-240V
Wattage	17W
Lumen Output 3K	1550Lm
Lumen Output 4K & 5K	1700Lm
CCT	Tri-Colour Selectable - 3K / 4K / 5K
IP Rating	IP54
CRI Rating	Ra≥80
Beam Angle	120°
Light Source	SMD Chips
Driver	Integrated
Dimmable	Yes. Leading or Trailing Edge, Universal (Refer to Compatibility List)
Construction	Polycarbonate body / opal polycarbonate diffuser
Fitting Colour	White
PF	0.9
Net Weight (kg)	0.71
Lifetime L70B50	50,000 hours
Warranty	5 years



**SUMMARY**

The Ultrathin is an architectural wall and ceiling light ideal for commercial and residential applications. Designed to be incredibly thin, this super slim oyster is suited to minimalist aesthetic applications and rooms with limited ceiling height. It features Tri-Colour Selectable technology, giving installers a choice of 3 colour temperatures within 1 fitting for individual preference or application requirements. It incorporates an integrated dimmable driver, quick connector and clever twist-and-go positioning plate for quick and easy installation.



			<ul style="list-style-type: none"> <li>✓ <b>VEET</b> Approved</li> <li>✓ <b>IPART</b> Approved</li> </ul>
--	--	--	---

**PRODUCT DATA**

Order Code	181006
Voltage	220-240V
Wattage	24W
Lumen Output 3K	2150Lm
Lumen Output 4K & 5K	2400Lm
CCT	Tri-Colour Selectable - 3K / 4K / 5K
IP Rating	IP54
CRI Rating	Ra≥80
Beam Angle	120°
Light Source	SMD Chips
Driver	Integrated
Dimmable	Yes. Leading or Trailing Edge, Universal (Refer to Compatibility List)
Construction	Polycarbonate body / opal polycarbonate diffuser
Fitting Colour	White
PF	0.9
Net Weight (kg)	1.30
Lifetime L70B50	50,000 hours
Warranty	5 years





**SUMMARY**

The Sandy oyster is a wall or ceiling mounted light ideal for commercial and residential applications. Designed for versatility, it features Tri-Colour and Multi-Watt selectable technologies, giving installers a choice of 3 colour temperatures and 2 wattages within 1 fitting. This fitting incorporates an integrated dimmable driver, large 6mm terminal block and centralised rear cable entry point for quick and easy installation.



			<ul style="list-style-type: none"> <li>✓ VEET Approved</li> <li>✓ IPART Approved</li> </ul>
--	--	--	---

**PRODUCT DATA**

Order Code	181004	
Voltage	220-240V	
Wattage	Multi-Watt Selectable 27W   17W	
Lumen Output 3K	2300Lm	1450Lm
Lumen Output 4K	2500Lm	1600Lm
Lumen Output 5.7K	2400Lm	1500Lm
CCT	Tri-Colour Selectable - 3K / 4K / 5.7K	
IP Rating	IP54	
CRI Rating	Ra≥80	
Beam Angle	120°	
Light Source	SMD Chips	
Driver	Integrated	
Dimmable	Yes. Leading or Trailing Edge, Universal (Refer to Compatibility List)	
Construction	Metal base / opal polycarbonate diffuser	
Fitting Colour	White	
PF	0.9	
EMG Classification	C0-C180:D40 / C90-C270:D32 (with emergency kit installed)	
Net Weight (kg)	0.75	
Lifetime L70B50	35,000 hours	
Warranty	5 years	

**OPTIONAL ACCESSORIES**

ITEM	ORDER CODE	ITEM	ORDER CODE
MW Sensor Kit	283059	White Trim D390	183079
Emergency Kit	283049		



**SUMMARY**

The Sandy oyster is a wall or ceiling mounted light ideal for commercial and residential applications. Designed for versatility, it features Tri-Colour selectable technology, giving installers a choice of 3 colour temperatures within 1 fitting to suit individual preferences or application requirements. This fitting incorporates an integrated dimmable driver, large 6mm terminal block and centralised rear cable entry point for quick and easy installation.



			<ul style="list-style-type: none"> <li>✓ VEET Approved</li> <li>✓ IPART Approved</li> </ul>
--	--	--	---

**PRODUCT DATA**

Order Code	181003
Voltage	220-240V
Wattage	14W
Lumen Output 3K	1300Lm
Lumen Output 4K	1500Lm
Lumen Output 5.7K	1400Lm
CCT	Tri-Colour Selectable - 3K / 4K / 5.7K
IP Rating	IP54
CRI Rating	Ra≥80
Beam Angle	120°
Light Source	SMD Chips
Driver	Integrated
Dimmable	Yes. Leading or Trailing Edge, Universal (Refer to Compatibility List)
Construction	Metal base / opal polycarbonate diffuser
Fitting Colour	White
PF	0.9
EMG Classification	C0-C180:D40 / C90-C270:D40 (with emergency kit installed)
Net Weight (kg)	0.54
Lifetime L70B50	35,000 hours
Warranty	5 years

**OPTIONAL ACCESSORIES**

ITEM	ORDER CODE	ITEM	ORDER CODE
MW Sensor Kit	283059	White Trim D330	183059
Emergency Kit	283049		



**SUMMARY**

The Sandy Mini oyster is a wall or ceiling mounted light ideal for commercial and residential applications. Designed for versatility, it features Tri-Colour selectable technology, giving installers a choice of 3 colour temperatures in 1 fitting to suit individual preferences or application requirements. This fitting incorporates an integrated dimmable driver, large 6mm terminal block and centralised rear cable entry point for quick and easy installation.



			<p>✓ <b>VEET</b> Approved</p> <p>✓ <b>IPART</b> Approved</p>
--	--	--	--

**PRODUCT DATA**

Order Code	181008
Voltage	220-240V
Wattage	12W
Lumen Output 3K	1250Lm
Lumen Output 4K, 5.7K	1300Lm
CCT	Tri-Colour Selectable - 3K / 4K / 5.7K
IP Rating	IP54
CRI Rating	Ra≥80
Beam Angle	120°
Light Source	SMD Chips
Driver	Integrated
Dimmable	Yes. Leading or Trailing Edge, Universal (Refer to Compatibility List)
Construction	Metal base / opal polycarbonate diffuser
Fitting Colour	White
PF	0.9
Net Weight (kg)	0.54
Lifetime L70B50	35,000 hours
Warranty	5 years



**SUMMARY**

The Sandy oyster is a wall or ceiling mounted light ideal for commercial and residential applications. Designed for versatility, it features Tri-Colour selectable technology, giving installers a choice of 3 colour temperatures within 1 fitting to suit individual preferences or application requirements. This fitting incorporates an integrated dimmable driver, large 6mm terminal block and centralised rear cable entry point for quick and easy installation.



--	--	--

**PRODUCT DATA**

Order Code	183033
Voltage	220-240V
Wattage	14W
Lumen Output	1300Lm
CCT	3000K
IP Rating	IP54
CRI Rating	Ra≥80
Beam Angle	120°
Light Source	SMD Chips
Driver	Integrated
Dimmable	Yes. Leading or Trailing Edge, Universal (Refer to Compatibility List)
Construction	Metal base / opal polycarbonate diffuser
Fitting Colour	White
PF	0.9
Net Weight (kg)	0.54
Lifetime L70B50	35,000 hours
Warranty	5 years

**OPTIONAL ACCESSORIES**

ITEM	ORDER CODE	ITEM	ORDER CODE
MW Sensor Kit	283059	White Trim D330	183059
Emergency Kit	283049		



**SUMMARY**

The Pearl oyster is a wall or ceiling mounted light ideal for commercial and residential applications. Designed for versatility, The Pearl oyster incorporates an integrated dimmable driver and a large 6mm terminal block for quick and easy installation.



			<ul style="list-style-type: none"> <li>✓ VEET Approved</li> <li>✓ IPART Approved</li> </ul>
--	--	--	---

**PRODUCT DATA**

Order Code	182009
Voltage	220-240V
Wattage	14W
Lumen Output	1000Lm
CCT	3000K
IP Rating	IP20
CRI Rating	Ra≥80
Beam Angle	120°
Light Source	SMD Chips
Driver	Integrated
Dimmable	Yes. Leading or Trailing Edge, Universal (Refer to Compatibility List)
Construction	Metal base / opal polycarbonate diffuser
Fitting Colour	White
PF	0.9
Net Weight (kg)	0.54
Lifetime L70B50	20,000 hours
Warranty	5 years



**SUMMARY**

The Pearl oyster is a wall or ceiling mounted light ideal for commercial and residential applications. Designed for versatility, The Pearl oyster incorporates an integrated dimmable driver and a large 6mm terminal block for quick and easy installation.



			<ul style="list-style-type: none"> <li>✓ VEET Approved</li> <li>✓ IPART Approved</li> </ul>
--	--	--	---

**PRODUCT DATA**

Order Code	182010
Voltage	220-240V
Wattage	14W
Lumen Output	1100Lm
CCT	4000K
IP Rating	IP20
CRI Rating	Ra≥80
Beam Angle	120°
Light Source	SMD Chips
Driver	Integrated
Dimmable	Yes. Leading or Trailing Edge, Universal (Refer to Compatibility List)
Construction	Metal base / opal polycarbonate diffuser
Fitting Colour	White
PF	0.9
Net Weight (kg)	0.54
Lifetime L70B50	20,000 hours
Warranty	5 years



**SUMMARY**

The Pearl oyster is a wall or ceiling mounted light ideal for commercial and residential applications. Designed for versatility, The Pearl oyster incorporates an integrated dimmable driver and a large 6mm terminal block for quick and easy installation.



			<ul style="list-style-type: none"> <li>✓ VEET Approved</li> <li>✓ IPART Approved</li> </ul>
--	--	--	---

**PRODUCT DATA**

Order Code	182011
Voltage	220-240V
Wattage	26W
Lumen Output	1900Lm
CCT	3000K
IP Rating	IP20
CRI Rating	Ra≥80
Beam Angle	120°
Light Source	SMD Chips
Driver	Integrated
Dimmable	Yes. Leading or Trailing Edge, Universal (Refer to Compatibility List)
Construction	Metal base / opal polycarbonate diffuser
Fitting Colour	White
PF	0.9
Net Weight (kg)	1.05
Lifetime L70B50	20,000 hours
Warranty	5 years



**SUMMARY**

The Pearl oyster is a wall or ceiling mounted light ideal for commercial and residential applications. Designed for versatility, The Pearl oyster incorporates an integrated dimmable driver and a large 6mm terminal block for quick and easy installation.



			<ul style="list-style-type: none"> <li>✓ VEET Approved</li> <li>✓ IPART Approved</li> </ul>
--	--	--	---

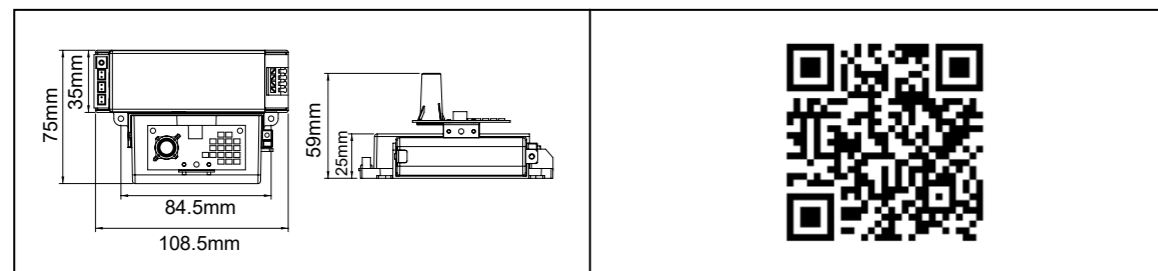
**PRODUCT DATA**

Order Code	182012
Voltage	220-240V
Wattage	26W
Lumen Output	2100Lm
CCT	4000K
IP Rating	IP20
CRI Rating	Ra≥80
Beam Angle	120°
Light Source	SMD Chips
Driver	Integrated
Dimmable	Yes. Leading or Trailing Edge, Universal (Refer to Compatibility List)
Construction	Metal base / opal polycarbonate diffuser
Fitting Colour	White
PF	0.9
Net Weight (kg)	1.05
Lifetime L70B50	20,000 hours
Warranty	5 years



**SUMMARY**

Transform compatible bunkers and oysters into a fully integrated emergency fitting with this modular emergency kit. It features a replaceable LiFePO4 battery and provides short-circuit and polarity reversal protection. Its clever plug-and-play design allows it to be quickly and easily retrofitted to compatible bunkers and oysters.



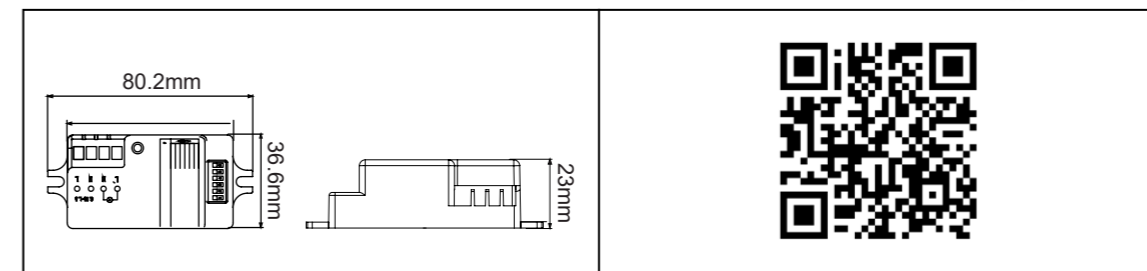

**PRODUCT DATA**

Order Code	283049
Voltage	220-240V
Wattage	4W
IP Rating	IP20
Compatibility	Unit: 281003, 281004. Fortlite: 281005 Sandy: 181004, 181003.
Net Weight (kg)	0.23
Warranty	3 years



**SUMMARY**

Transform compatible bunkers and oysters into a motion sensing light fitting with this modular microwave sensor kit. It features an adjustable detection area and a daylight harvest function. Its clever plug-and-play design allows it to be quickly and easily retrofitted to compatible bunkers and oysters.



**PRODUCT DATA**

Order Code	283059
Voltage	220-240V
IP Rating	IP20
Switching Capacity	Max. 400W (Control gear); Max. 800W (Incandescent lamp)
Stand-by Power	≤0.5W
Operating Temperature	-20°C~+55°C
Detection Area	10% / 50% / 75% / 100%
Hold Time	5s / 40s / 5min / 5min
Daylight Threshold	2Lux / 10Lux / 50Lux / Disable
Microwave Frequency	5.8GHz±75MHz
Mounting Height	Max.6m / 19.68ft
Detection Range	Max.ø14m / 45.92ft
Net Weight (kg)	0.04
Compatibility	Unit: 281003, 281004. Fortlite: 281005 Sandy: 181004, 181003.
Warranty	5 years



**energetic**  
Smarter lighting

## CATEGORY OVERVIEW

QUALITY • INNOVATION • CONVENIENCE

### WALL & CEILING SPOTLIGHTS



**Seculite V**  
IP54 Spotlight  
Five-Colour / 20W  
P. 300



**Seculite V**  
IP54 Sensor Spotlight  
Five-Colour / 20W  
P. 301



**Seculite V**  
IP54 Spotlight  
Five-Colour / 10W  
P. 302



**Seculite V**  
IP54 Sensor Spotlight  
Five-Colour / 10W  
P. 303



**Seculite V**  
IP54 Spotlight  
Five-Colour / 20W  
P. 304



**Seculite V**  
IP54 Sensor Spotlight  
Five-Colour / 20W  
P. 305



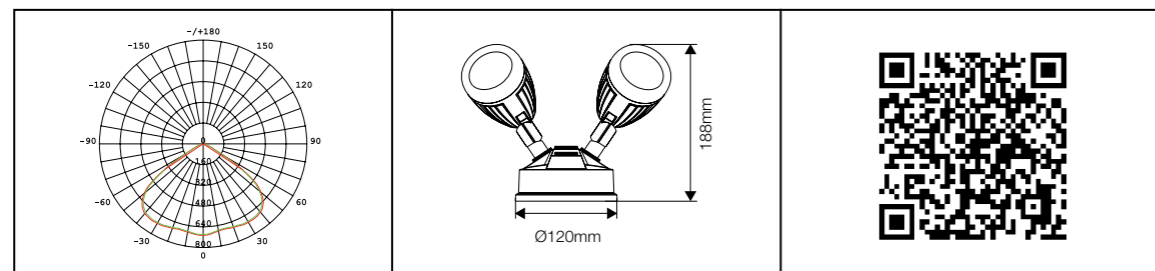
**Seculite V**  
IP54 Spotlight  
Five-Colour / 10W  
P. 306



**Seculite V**  
IP54 Sensor Spotlight  
Five-Colour / 10W  
P. 307

**SUMMARY**

The Seculite V is a superior spotlight solution for residential and commercial applications. It features Five-Colour selectable technology giving installers the flexibility and convenience of 5 colour temperatures in 1 fitting. Rated IP54 and made from die-cast aluminium, it is perfectly suited to harsh outdoor conditions.



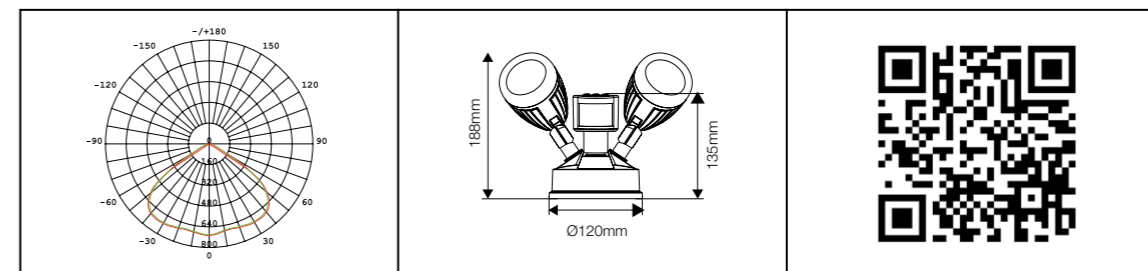
**PRODUCT DATA**

Order Code	201001
Voltage	220-240V
Wattage	2 x 10W
Lumen Output	2 x 850Lm
CCT	Five-Colour Selectable - 3K / 4K / 5K / 5.7K / 6.5K
IP Rating	IP54
CRI Rating	Ra≥80
Beam Angle	110°
Light Source	COB LED Chips
Driver	Integrated
Dimmable	No
Construction	Aluminium body / faceted reflector
Finish	Powder coated
Fitting Colour	Black
PF	0.9
Net Weight (kg)	0.70
Lifetime L70B50	35,000 hours
Warranty	3 years



**SUMMARY**

The Seculite V is a superior spotlight solution for residential and commercial applications. It features Five-Colour selectable technology giving installers the flexibility and choice of 5 colour temperatures in 1 fitting. Rated IP54 and made from die-cast aluminium, it is perfectly suited to harsh outdoor conditions. This fitting incorporated a PIR sensor for added convenience and security.



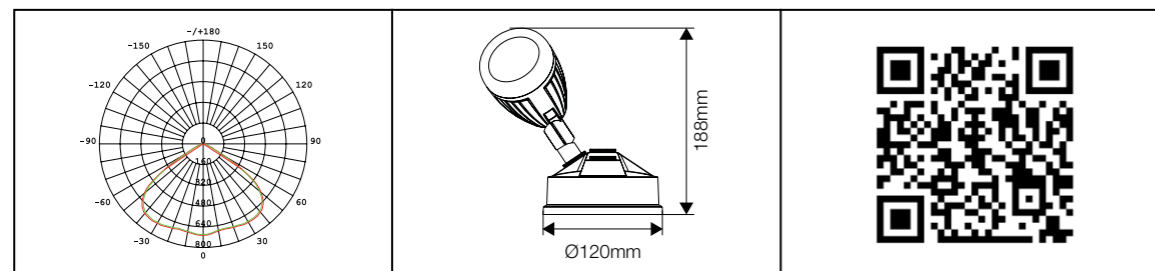
**PRODUCT DATA**

Order Code	201001S
Voltage	220-240V
Wattage	2 x 10W
Lumen Output	2 x 850Lm
CCT	Five-Colour Selectable - 3K / 4K / 5K / 5.7K / 6.5K
IP Rating	IP54
CRI Rating	Ra≥80
Beam Angle	110°
Light Source	COB LED Chips
Driver	Integrated
Dimmable	No
Construction	Aluminium body / faceted reflector
Finish	Powder coated
Fitting Colour	Black
PF	0.9
Net Weight (kg)	0.90
Lifetime L70B50	35,000 hours
Warranty	3 years



**SUMMARY**

The Seculite V is a superior spotlight solution for residential and commercial applications. It features Five-Colour selectable technology giving installers the flexibility and convenience of 5 colour temperatures in 1 fitting. Rated IP54 and made from die-cast aluminium, it is perfectly suited to harsh outdoor conditions.



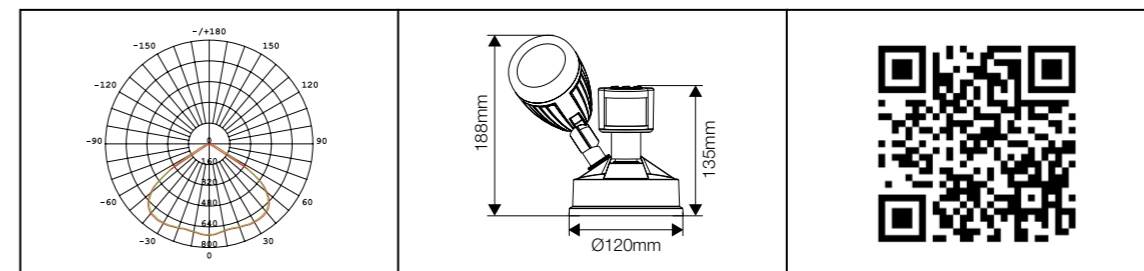
**PRODUCT DATA**

Order Code	201000
Voltage	220-240V
Wattage	10W
Lumen Output	850Lm
CCT	Five-Colour Selectable - 3K / 4K / 5K / 5.7K / 6.5K
IP Rating	IP54
CRI Rating	Ra≥80
Beam Angle	110°
Light Source	COB LED Chip
Driver	Integrated
Dimmable	No
Construction	Aluminium body / faceted reflector
Finish	Powder coated
Fitting Colour	Black
PF	0.9
Net Weight (kg)	0.40
Lifetime L70B50	35,000 hours
Warranty	3 years



**SUMMARY**

The Seculite V is a superior spotlight solution for residential and commercial applications. It features Five-Colour selectable technology giving installers the flexibility and choice of 5 colour temperatures in 1 fitting. Rated IP54 and made from die-cast aluminium, it is perfectly suited to harsh outdoor conditions. This fitting incorporated a PIR sensor for added convenience and security.



**PRODUCT DATA**

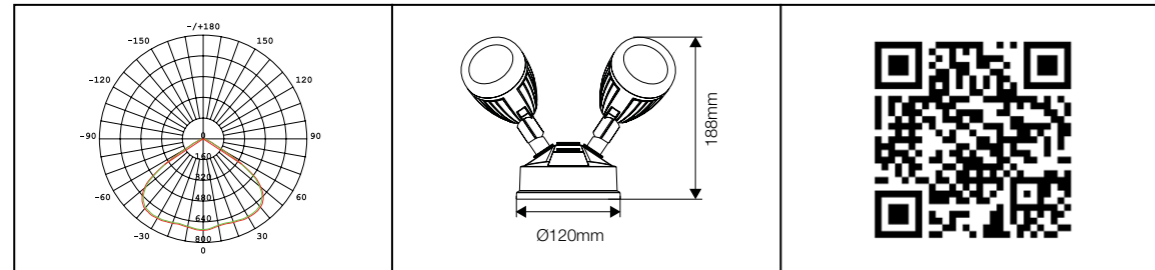
Order Code	201000S
Voltage	220-240V
Wattage	10W
Lumen Output	850Lm
CCT	Five-Colour Selectable - 3K / 4K / 5K / 5.7K / 6.5K
IP Rating	IP54
CRI Rating	Ra≥80
Beam Angle	110°
Light Source	COB LED Chip
Driver	Integrated
Dimmable	No
Construction	Aluminium body / faceted reflector
Finish	Powder coated
Fitting Colour	Black
PF	0.9
Net Weight (kg)	0.60
Lifetime L70B50	35,000 hours
Warranty	3 years





**SUMMARY**

The Seculite V is a superior spotlight solution for residential and commercial applications. It features Five-Colour selectable technology giving installers the flexibility and convenience of 5 colour temperatures in 1 fitting. Rated IP54 and made from die-cast aluminium, it is perfectly suited to harsh outdoor conditions.



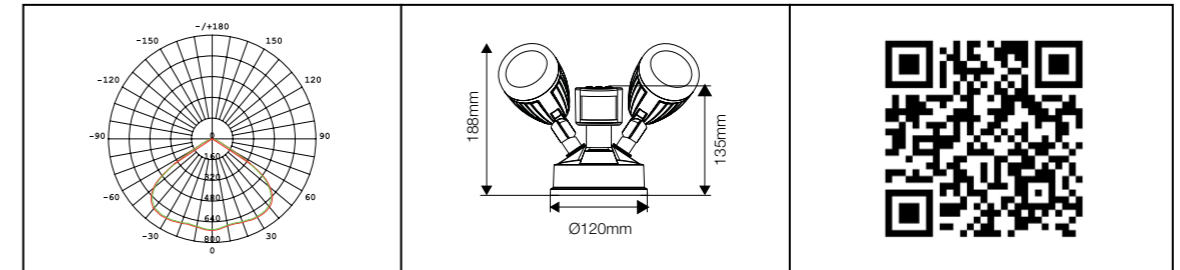
**PRODUCT DATA**

Order Code	201003
Voltage	220-240V
Wattage	2 x 10W
Lumen Output	2 x 850Lm
CCT	Five-Colour Selectable - 3K / 4K / 5K / 5.7K / 6.5K
IP Rating	IP54
CRI Rating	Ra≥80
Beam Angle	110°
Light Source	COB LED Chips
Driver	Integrated
Dimmable	No
Construction	Aluminium body / faceted reflector
Finish	Powder coated
Fitting Colour	White
PF	0.9
Net Weight (kg)	0.70
Lifetime L70B50	35,000 hours
Warranty	3 years



**SUMMARY**

The Seculite V is a superior spotlight solution for residential and commercial applications. It features Five-Colour selectable technology giving installers the flexibility and choice of 5 colour temperatures in 1 fitting. Rated IP54 and made from die-cast aluminium, it is perfectly suited to harsh outdoor conditions. This fitting incorporated a PIR sensor for added convenience and security.



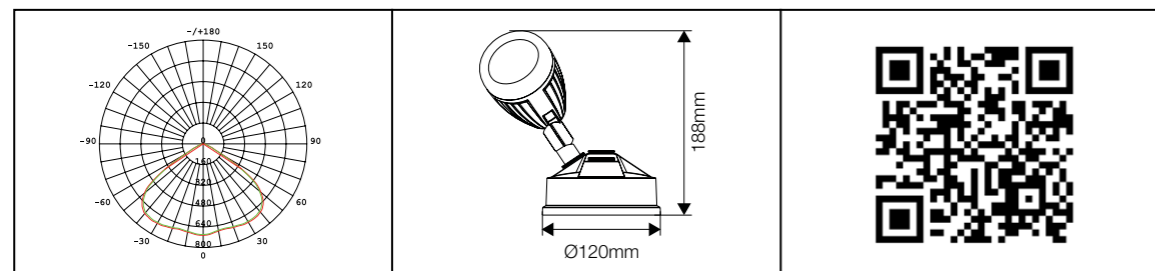
**PRODUCT DATA**

Order Code	201003S
Voltage	220-240V
Wattage	2 x 10W
Lumen Output	2 x 850Lm
CCT	Five-Colour Selectable - 3K / 4K / 5K / 5.7K / 6.5K
IP Rating	IP54
CRI Rating	Ra≥80
Beam Angle	110°
Light Source	COB LED Chips
Driver	Integrated
Dimmable	No
Construction	Aluminium body / faceted reflector
Finish	Powder coated
Fitting Colour	White
PF	0.9
Net Weight (kg)	0.90
Lifetime L70B50	35,000 hours
Warranty	3 years



**SUMMARY**

The Seculite V is a superior spotlight solution for residential and commercial applications. It features Five-Colour selectable technology giving installers the flexibility and convenience of 5 colour temperatures in 1 fitting. Rated IP54 and made from die-cast aluminium, it is perfectly suited to harsh outdoor conditions.



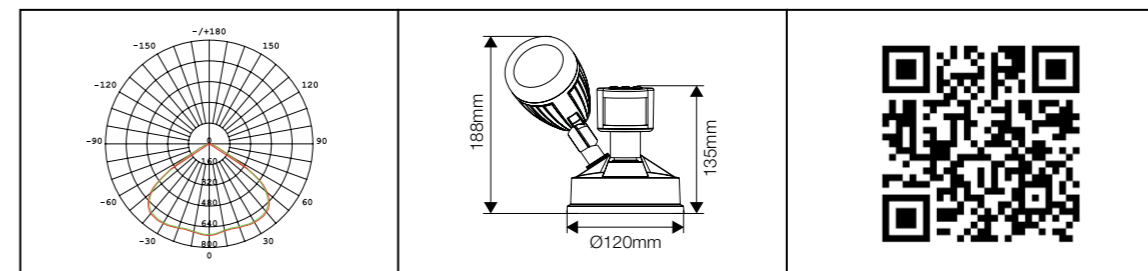
**PRODUCT DATA**

Order Code	201002
Voltage	220-240V
Wattage	10W
Lumen Output	850Lm
CCT	Five-Colour Selectable - 3K / 4K / 5K / 5.7K / 6.5K
IP Rating	IP54
CRI Rating	Ra≥80
Beam Angle	110°
Light Source	COB LED Chip
Driver	Integrated
Dimmable	No
Construction	Aluminium body / faceted reflector
Finish	Powder coated
Fitting Colour	White
PF	0.9
Net Weight (kg)	0.40
Lifetime L70B50	35,000 hours
Warranty	3 years



**SUMMARY**

The Seculite V is a superior spotlight solution for residential and commercial applications. It features Five-Colour selectable technology giving installers the flexibility and choice of 5 colour temperatures in 1 fitting. Rated IP54 and made from die-cast aluminium, it is perfectly suited to harsh outdoor conditions. This fitting incorporated a PIR sensor for added convenience and security.



**PRODUCT DATA**

Order Code	201002S
Voltage	220-240V
Wattage	10W
Lumen Output	850Lm
CCT	Five-Colour Selectable - 3K / 4K / 5K / 5.7K / 6.5K
IP Rating	IP54
CRI Rating	Ra≥80
Beam Angle	110°
Light Source	COB LED Chip
Driver	Integrated
Dimmable	No
Construction	Aluminium body / faceted reflector
Finish	Powder coated
Fitting Colour	White
PF	0.9
Net Weight (kg)	0.60
Lifetime L70B50	35,000 hours
Warranty	3 years



**energetic**<sup>®</sup>  
Smarter lighting

## CATEGORY OVERVIEW

QUALITY • INNOVATION • CONVENIENCE

### ■ WALL & CEILING DECORATIVE



**Beamlite**  
Up & Down Light  
4000K / 20W  
P. 310



**Beamlite**  
Up or Down Light  
4000K / 10W  
P. 311



**Beamlite**  
Up & Down Light  
4000K / 20W  
P. 312



**Beamlite**  
Up or Down Light  
4000K / 10W  
P. 313



**Meniscus**  
IP54 Half Moon Light  
4000K / 7W  
P. 314

**SUMMARY**

The Beamlite is an IP54 decorative up & down wall light ideal for commercial and residential applications. Featuring a sleek modern design, incorporating COB LED chips. Constructed from aluminium and finished in smooth matte powder-coating for maximum durability.



			<ul style="list-style-type: none"> <li>✓ <b>VEET</b> Approved</li> <li>✓ <b>IPART</b> Approved</li> </ul>
--	--	--	---

**PRODUCT DATA**

Order Code	193014
Voltage	220-240V
Wattage	2 x 10W
Lumen Output	2 x 850Lm
CCT	4000K
IP Rating	IP54
CRI Rating	Ra≥80
Beam Angle	30°
Light Source	COB LED Chips
Driver	Integrated
Dimmable	No
Construction	Aluminium body / faceted reflector
Finish	Powder coated
Fitting Colour	Black
PF	0.9
Net Weight (kg)	0.90
Lifetime L70B50	35,000 hours
Warranty	3 years



**SUMMARY**

The Beamlite is an IP54 decorative up or down wall light ideal for commercial and residential applications. Featuring a sleek modern design, incorporating COB LED chips. Constructed from aluminium and finished in smooth matte powder-coating for maximum durability.



			<ul style="list-style-type: none"> <li>✓ <b>VEET</b> Approved</li> <li>✓ <b>IPART</b> Approved</li> </ul>
--	--	--	---

**PRODUCT DATA**

Order Code	193004
Voltage	220-240V
Wattage	10W
Lumen Output	850Lm
CCT	4000K
IP Rating	IP54
CRI Rating	Ra≥80
Beam Angle	30°
Light Source	COB LED Chips
Driver	Integrated
Dimmable	No
Construction	Aluminium body / faceted reflector
Finish	Powder coated
Fitting Colour	Black
PF	0.9
Net Weight (kg)	0.57
Lifetime L70B50	35,000 hours
Warranty	3 years



**SUMMARY**

The Beamlite is an IP54 decorative up & down wall light ideal for commercial and residential applications. Featuring a sleek modern design, incorporating COB LED chips. Constructed from aluminium and finished in smooth matte powder-coating for maximum durability.



			<ul style="list-style-type: none"> <li>✓ <b>VEET</b> Approved</li> <li>✓ <b>IPART</b> Approved</li> </ul>
--	--	--	---

**PRODUCT DATA**

Order Code	193034
Voltage	220-240V
Wattage	2 x 10W
Lumen Output	2 x 850Lm
CCT	4000K
IP Rating	IP54
CRI Rating	Ra≥80
Beam Angle	30°
Light Source	COB LED Chips
Driver	Integrated
Dimmable	No
Construction	Aluminium body / faceted reflector
Finish	Powder coated
Fitting Colour	White
PF	0.9
Net Weight (kg)	0.90
Lifetime L70B50	35,000 hours
Warranty	3 years



**SUMMARY**

The Beamlite is an IP54 decorative up or down wall light ideal for commercial and residential applications. Featuring a sleek modern design, incorporating COB LED chips. Constructed from aluminium and finished in smooth matte powder-coating for maximum durability.



			<ul style="list-style-type: none"> <li>✓ <b>VEET</b> Approved</li> <li>✓ <b>IPART</b> Approved</li> </ul>
--	--	--	---

**PRODUCT DATA**



Order Code	193024
Voltage	220-240V
Wattage	10W
Lumen Output	850Lm
CCT	4000K
IP Rating	IP54
CRI Rating	Ra≥80
Beam Angle	30°
Light Source	COB LED Chips
Driver	Integrated
Dimmable	No
Construction	Aluminium body / faceted reflector
Finish	Powder coated
Fitting Colour	White
PF	0.9
Net Weight (kg)	0.57
Lifetime L70B50	35,000 hours
Warranty	3 years



**SUMMARY**

An IP20 sconce ideal for commercial and residential applications. Featuring an elegant and timeless design, this dimmable LED luminaire is a popular decorative lighting solution to enhance the ambiance of indoor living spaces. It also features an opal glass diffuser to help soften and evenly distribute the light, evoking a sense of calmness and coziness.



			<ul style="list-style-type: none"> <li> <b>VEET</b> Approved</li> <li> <b>IPART</b> Approved</li> </ul>
--	--	--	---

**PRODUCT DATA**

Order Code	192003
Voltage	220-240V
Wattage	7W
Lumen Output	320Lm
CCT	4000K
IP Rating	IP20
CRI Rating	Ra≥80
Beam Angle	140°
Light Source	SMD Chips
Driver	Integrated
Dimmable	Yes. Leading or Trailing Edge, Universal (Refer to Compatibility List)
Construction	Opal glass diffuser
Fitting Colour	White
PF	0.9
Net Weight (kg)	0.55
Lifetime L70B50	25,000 hours
Warranty	5 years

					
---	---	---	---	--	---



# CATEGORY OVERVIEW

QUALITY • INNOVATION • CONVENIENCE

## LAMPS GLOBES



**SupValue A60**  
B22 Globe  
4000K / 5.5W  
P. 323



**SupValue A60**  
E27 Globe  
6500K / 5.5W  
P. 324



**SupValue A60**  
B22 Globe  
6500K / 5.5W  
P. 325



**SupValue A60**  
E27 Globe  
3000K / 6W  
P. 326



**SupValue A60**  
E27 Globe  
3000K / 9.2W  
P. 335



**SupValue A60**  
B22 Globe  
3000K / 9.2W  
P. 336



**SupValue A60**  
E27 Globe  
3000K / 14.3W  
P. 337



**SupValue A60**  
B22 Globe  
3000K / 14.3W  
P. 338



**SupValue A60**  
B22 Globe  
3000K / 6W  
P. 327



**SupValue A60**  
E27 Globe  
4000K / 6W  
P. 328



**SupValue A60**  
E27 Globe  
3000K / 8.7W  
P. 329



**SupValue A60**  
E27 Globe  
3000K / 8.7W  
P. 330



**SupValue A60**  
E27 Globe  
4000K / 14.3W  
P. 339



**SupValue A60**  
B22 Globe  
4000K / 14.3W  
P. 340



**SupValue A60**  
E27 Globe  
6500K / 14.3W  
P. 341



**SupValue A60**  
B22 Globe  
6500K / 14.3W  
P. 342



**SupValue A60**  
E27 Globe  
4000K / 8.7W  
P. 331



**SupValue A60**  
B22 Globe  
4000K / 8.7W  
P. 332



**SupValue A60**  
E27 Globe  
6500K / 8.7W  
P. 333



**SupValue A60**  
B22 Globe  
6500K / 8.7W  
P. 334



**SupValue Candle**  
E14 Globe  
3000K / 6W  
P. 343



**SupValue Candle**  
B15 Globe  
3000K / 6W  
P. 344



**SupValue Candle**  
E27 Globe  
3000K / 6W  
P. 345



**SupValue Candle**  
B22 Globe  
3000K / 6W  
P. 346

# CATEGORY OVERVIEW

QUALITY • INNOVATION • CONVENIENCE

## LAMPS GLOBES (CONTINUED)



**SupValue Candle**  
E14 Globe  
4000K / 6W  
P. 347



**SupValue Candle**  
B15 Globe  
4000K / 6W  
P. 348



**SupValue Candle**  
E27 Globe  
4000K / 6W  
P. 349



**SupValue Candle**  
B22 Globe  
4000K / 6W  
P. 350



**SupValue Candle**  
E14 Globe  
6500K / 6W  
P. 351



**SupValue Candle**  
B15 Globe  
6500K / 6W  
P. 352



**SupValue Candle**  
E27 Globe  
6500K / 6W  
P. 353



**SupValue Candle**  
B22 Globe  
6500K / 6W  
P. 354



**SupValue Fancy Round**  
E14 Globe  
3000K / 6W  
P. 355



**SupValue Fancy Round**  
B15 Globe  
3000K / 6W  
P. 356



**SupValue Fancy Round**  
E27 Globe  
3000K / 6W  
P. 357



**SupValue Fancy Round**  
B22 Globe  
3000K / 6W  
P. 358



**SupValue Fancy Round**  
E14 Globe  
4000K / 6W  
P. 359



**SupValue Fancy Round**  
B15 Globe  
4000K / 6W  
P. 360



**SupValue Fancy Round**  
E27 Globe  
4000K / 6W  
P. 361



**SupValue Fancy Round**  
B22 Globe  
4000K / 6W  
P. 362



**SupValue Fancy Round**  
E14 Globe  
6500K / 6W  
P. 363



**SupValue Fancy Round**  
B15 Globe  
6500K / 6W  
P. 364



**SupValue Fancy Round**  
E27 Globe  
6500K / 6W  
P. 365



**SupValue Fancy Round**  
B22 Globe  
6500K / 6W  
P. 366



**SupValue Mini Baton**  
E27 Globe  
3000K / 9W  
P. 367



**SupValue Mini Baton**  
E27 Globe  
4000K / 9W  
P. 368



**SupValue Mini Baton**  
E27 Globe  
6500K / 9W  
P. 369



**SupValue Mini Baton**  
B22 Globe  
3000K / 9W  
P. 370



# CATEGORY OVERVIEW

QUALITY • INNOVATION • CONVENIENCE

## LAMPS GLOBES (CONTINUED)



**SupValue Mini Baton**  
B22 Globe  
4000K / 9W  
P. 371



**SupValue Mini Baton**  
E27 Globe  
6500K / 9W  
P. 372



**SupValue Capsule**  
G4 Globe  
3000K / 2.6W  
P. 373



**SupValue Capsule**  
G9 Globe  
3000K / 3.4W  
P. 374



**SupValue GU10**  
240V Globe  
3000K / 6.7W  
P. 375



**SupValue GU10**  
240V Globe  
4000K / 6.7W  
P. 376



**SupValue GU10**  
240V Globe  
6500K / 6.7W  
P. 377



**SupValue MR16**  
12V Globe  
3000K / 6W  
P. 378



**SupValue MR16**  
12V Globe  
4000K / 6W  
P. 379



**SupValue PAR38**  
E27 Globe  
3000K / 16W  
P. 380



**SupValue PAR38**  
E27 Globe  
5000K / 16W  
P. 381



**SupValue R80**  
E27 Globe  
3000K / 9.3W  
P. 382



**SupValue R80**  
E27 Globe  
6500K / 9.3W  
P. 383



**SupValue PLC**  
G24d Globe  
4000K / 8W  
P. 384



**SupValue PLC**  
G24d Globe  
4000K / 12W  
P. 385



**SupValue A60**  
E27 Filament Globe  
2700K / 5.1W  
P. 386



**SupValue A60**  
B22 Filament Globe  
2700K / 5.1W  
P. 387



**SupValue A60**  
E27 Filament Globe  
2700K / 8.3W  
P. 388



**SupValue A60**  
B22 Filament Globe  
2700K / 8.3W  
P. 389



**SupValue Candle**  
E27 Filament Globe  
2700K / 4.8W  
P. 390



**SupValue Candle**  
B22 Filament Globe  
2700K / 4.8W  
P. 391



**SupValue Candle**  
E14 Filament Globe  
2700K / 4.8W  
P. 392



**SupValue Candle**  
B15 Filament Globe  
2700K / 4.8W  
P. 393



**SupValue Fancy Round**  
E27 Filament Globe  
2700K / 4.8W  
P. 394

## CATEGORY OVERVIEW

### LAMPS GLOBES (CONTINUED)



**SupValue Fancy Round**  
B22 Filament Globe  
2700K / 4.8W  
P. 395



**SupValue Fancy Round**  
E14 Filament Globe  
2700K / 4.8W  
P. 396



**SupValue Fancy Round**  
B15 Filament Globe  
2700K / 3.6W  
P. 397



**SupValue ST64**  
E27 Filament Globe  
2700K / 7.5W / 806Lm  
P. 398



**SupValue ST64**  
B22 Filament Globe  
2700K / 7.5W / 806Lm  
P. 399



**SupValue ST64**  
E27 Filament Globe  
2700K / 7.5W / 810Lm  
P. 400



**SupValue G80**  
E27 Filament Globe  
2700K / 7.5W / 806Lm  
P. 401



**SupValue G80**  
B22 Filament Globe  
2700K / 7.5W / 806Lm  
P. 402



**SupValue G95**  
E27 Filament Globe  
2700K / 7.5W / 806Lm  
P. 403



**SupValue G95**  
B22 Filament Globe  
2700K / 7.5W / 806Lm  
P. 404



**SupValue G125**  
E27 Filament Globe  
2700K / 8.6W / 1055Lm  
P. 405



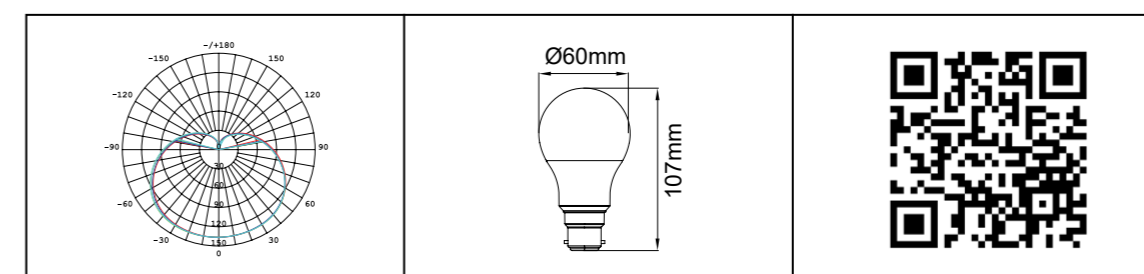
**SupValue G125**  
B22 Filament Globe  
2700K / 8.6W / 1055Lm  
P. 406

CLICK THUMBNAIL TO SEE DATASHEET



#### SUMMARY

The SupValue A60 is a dimmable LED light globe that is suitable for commercial or residential applications. Featuring a frosted finish, this globe has been engineered to provide longevity and high lumen efficacy. The SupValue A60 globe is an energy saving alternative or replacement to traditional A60 incandescent or halogen globes. It can also be retrofitted to existing compatible sockets.



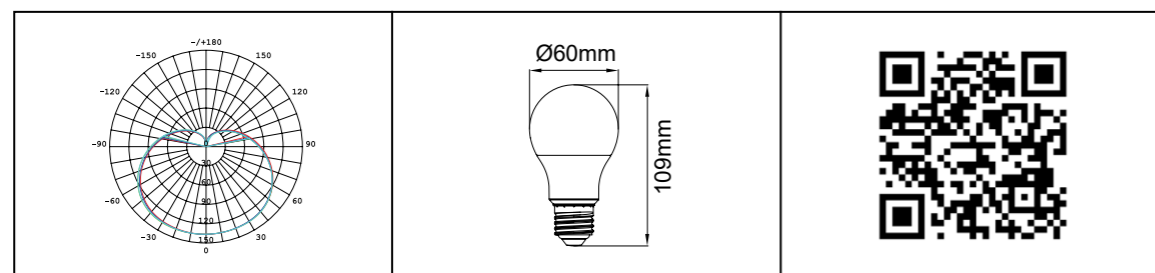
#### PRODUCT DATA

Order Code	112094C
Voltage	220-240V
Wattage	5.5W
Lumen Output	490Lm
CCT	4000K
CRI Rating	Ra≥80
Beam Angle	240°
Light Source	SMD Chips
Dimmable	Yes. Leading or Trailing Edge, Universal (Refer to Compatibility List)
Cap Type	B22
Construction	Polycarbonate
Fitting Colour	White
PF	0.8
Net Weight (kg)	0.03
Lifetime L70B50	15,000 hours
Warranty	3 years



**SUMMARY**

The SupValue A60 is a dimmable LED light globe that is suitable for commercial or residential applications. Featuring a frosted finish, this globe has been engineered to provide longevity and high lumen efficacy. The SupValue A60 globe is an energy saving alternative or replacement to traditional A60 incandescent or halogen globes. It can also be retrofitted to existing compatible sockets.



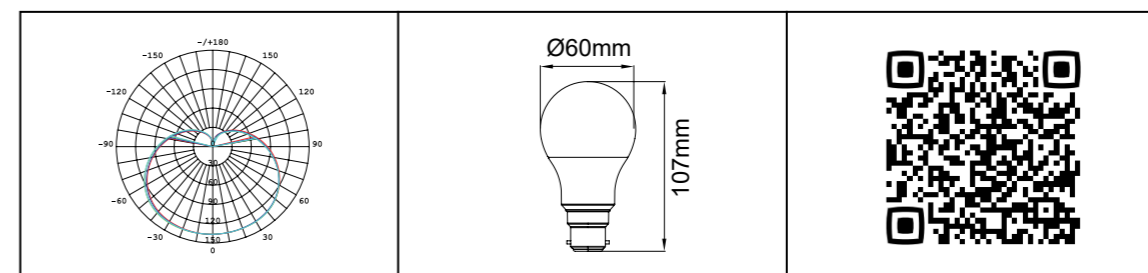
**PRODUCT DATA**

Order Code	112095C
Voltage	220-240V
Wattage	5.5W
Lumen Output	490Lm
CCT	6500K
CRI Rating	Ra≥80
Beam Angle	240°
Light Source	SMD Chips
Dimmable	Yes. Leading or Trailing Edge, Universal (Refer to Compatibility List)
Cap Type	E27
Construction	Polycarbonate
Fitting Colour	White
PF	0.8
Net Weight (kg)	0.03
Lifetime L70B50	15,000 hours
Warranty	3 years



**SUMMARY**

The SupValue A60 is a dimmable LED light globe that is suitable for commercial or residential applications. Featuring a frosted finish, this globe has been engineered to provide longevity and high lumen efficacy. The SupValue A60 globe is an energy saving alternative or replacement to traditional A60 incandescent or halogen globes. It can also be retrofitted to existing compatible sockets.



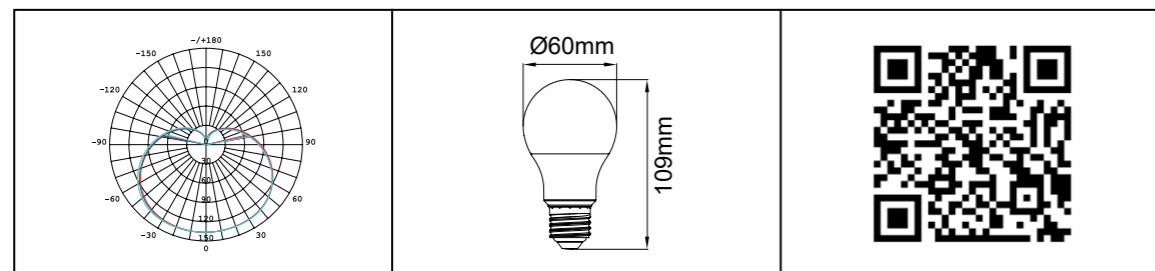
**PRODUCT DATA**

Order Code	112096C
Voltage	220-240V
Wattage	5.5W
Lumen Output	490Lm
CCT	6500K
CRI Rating	Ra≥80
Beam Angle	240°
Light Source	SMD Chips
Dimmable	Yes. Leading or Trailing Edge, Universal (Refer to Compatibility List)
Cap Type	B22
Construction	Polycarbonate
Fitting Colour	White
PF	0.8
Net Weight (kg)	0.03
Lifetime L70B50	15,000 hours
Warranty	3 years



**SUMMARY**

The SupValue A60 is a dimmable LED light globe that is suitable for commercial or residential applications. Featuring a frosted finish, this globe has been engineered to provide longevity and high lumen efficacy. The SupValue A60 globe is an energy saving alternative or replacement to traditional A60 incandescent or halogen globes. It can also be retrofitted to existing compatible sockets.



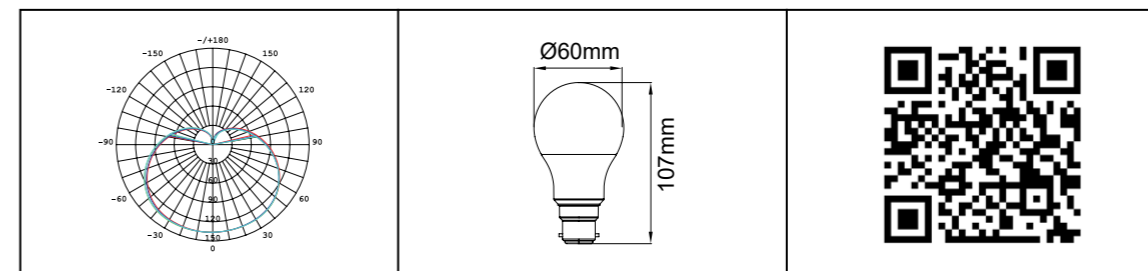
**PRODUCT DATA**

Order Code	112091C
Voltage	220-240V
Wattage	6W
Lumen Output	470Lm
CCT	3000K
CRI Rating	Ra≥80
Beam Angle	240°
Light Source	SMD Chips
Dimmable	Yes. Leading or Trailing Edge, Universal (Refer to Compatibility List)
Cap Type	E27
Construction	Polycarbonate
Fitting Colour	White
PF	0.8
Net Weight (kg)	0.03
Lifetime L70B50	15,000 hours
Warranty	3 years



**SUMMARY**

The SupValue A60 is a dimmable LED light globe that is suitable for commercial or residential applications. Featuring a frosted finish, this globe has been engineered to provide longevity and high lumen efficacy. The SupValue A60 globe is an energy saving alternative or replacement to traditional A60 incandescent or halogen globes. It can also be retrofitted to existing compatible sockets.



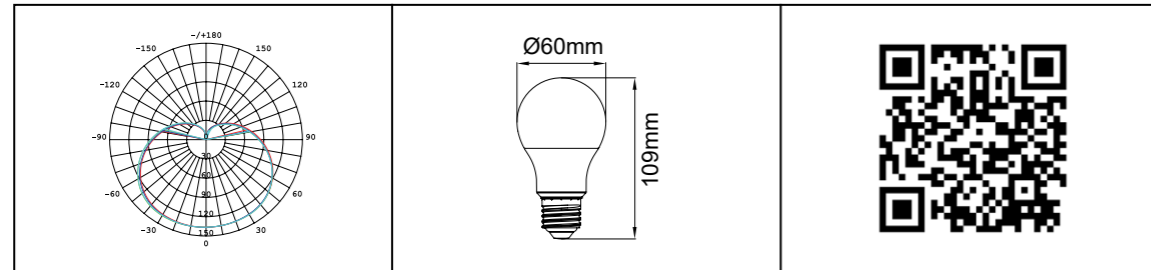
**PRODUCT DATA**

Order Code	112092C
Voltage	220-240V
Wattage	6W
Lumen Output	470Lm
CCT	3000K
CRI Rating	Ra≥80
Beam Angle	240°
Light Source	SMD Chips
Dimmable	Yes. Leading or Trailing Edge, Universal (Refer to Compatibility List)
Cap Type	B22
Construction	Polycarbonate
Fitting Colour	White
PF	0.8
Net Weight (kg)	0.03
Lifetime L70B50	15,000 hours
Warranty	3 years



**SUMMARY**

The SupValue A60 is a dimmable LED light globe that is suitable for commercial or residential applications. Featuring a frosted finish, this globe has been engineered to provide longevity and high lumen efficacy. The SupValue A60 globe is an energy saving alternative or replacement to traditional A60 incandescent or halogen globes. It can also be retrofitted to existing compatible sockets.



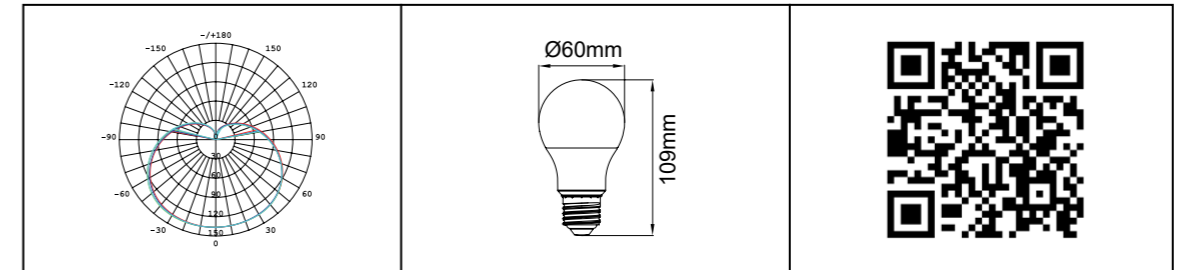
**PRODUCT DATA**

Order Code	112093C
Voltage	220-240V
Wattage	6W
Lumen Output	490Lm
CCT	4000K
CRI Rating	Ra≥80
Beam Angle	240°
Light Source	SMD Chips
Dimmable	Yes. Leading or Trailing Edge, Universal (Refer to Compatibility List)
Cap Type	E27
Construction	Polycarbonate
Fitting Colour	White
PF	0.8
Net Weight (kg)	0.03
Lifetime L70B50	15,000 hours
Warranty	3 years



**SUMMARY**

The SupValue A60 is a dimmable LED light globe that is suitable for commercial or residential applications. Featuring a frosted finish, this globe has been engineered to provide longevity and high lumen efficacy. The SupValue A60 globe is an energy saving alternative or replacement to traditional A60 incandescent or halogen globes. It can also be retrofitted to existing compatible sockets.



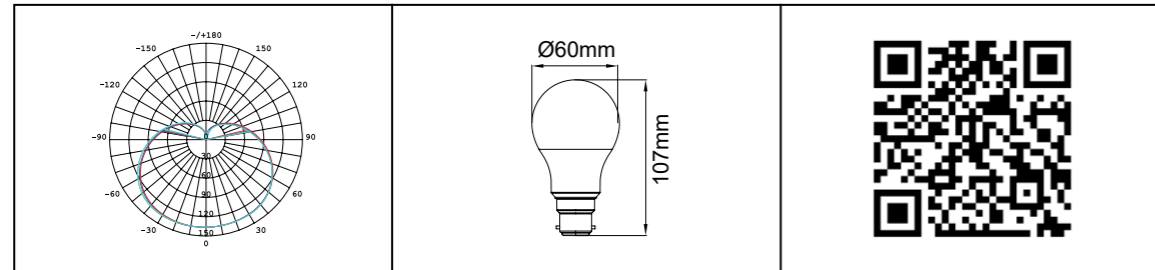
**PRODUCT DATA**

Order Code	112103C
Voltage	220-240V
Wattage	8.7W
Lumen Output	806Lm
CCT	3000K
CRI Rating	Ra≥80
Beam Angle	240°
Light Source	SMD Chips
Dimmable	Yes. Leading or Trailing Edge, Universal (Refer to Compatibility List)
Cap Type	E27
Construction	Polycarbonate
Fitting Colour	White
PF	0.8
Net Weight (kg)	0.03
Lifetime L70B50	15,000 hours
Warranty	3 years



**SUMMARY**

The SupValue A60 is a dimmable LED light globe that is suitable for commercial or residential applications. Featuring a frosted finish, this globe has been engineered to provide longevity and high lumen efficacy. The SupValue A60 globe is an energy saving alternative or replacement to traditional A60 incandescent or halogen globes. It can also be retrofitted to existing compatible sockets.



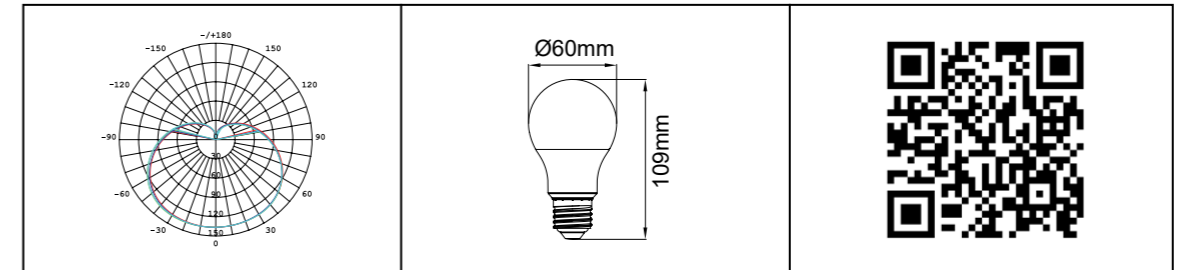
**PRODUCT DATA**

Order Code	112104C
Voltage	220-240V
Wattage	8.7W
Lumen Output	806Lm
CCT	3000K
CRI Rating	Ra≥80
Beam Angle	240°
Light Source	SMD Chips
Dimmable	Yes. Leading or Trailing Edge, Universal (Refer to Compatibility List)
Cap Type	B22
Construction	Polycarbonate
Fitting Colour	White
PF	0.8
Net Weight (kg)	0.03
Lifetime L70B50	15,000 hours
Warranty	3 years



**SUMMARY**

The SupValue A60 is a dimmable LED light globe that is suitable for commercial or residential applications. Featuring a frosted finish, this globe has been engineered to provide longevity and high lumen efficacy. The SupValue A60 globe is an energy saving alternative or replacement to traditional A60 incandescent or halogen globes. It can also be retrofitted to existing compatible sockets.



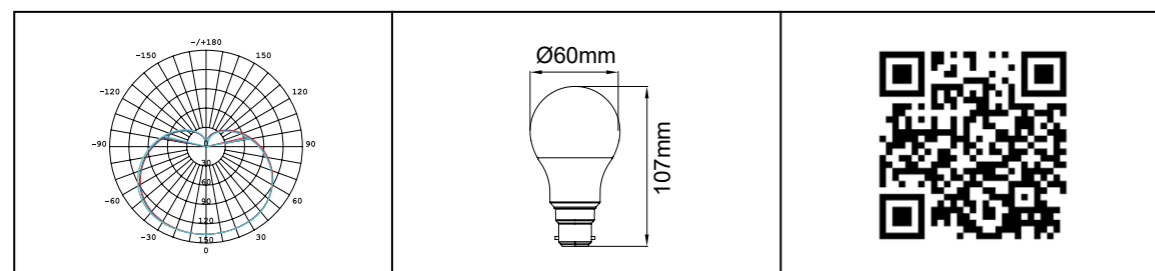
**PRODUCT DATA**

Order Code	112105C
Voltage	220-240V
Wattage	8.7W
Lumen Output	840Lm
CCT	4000K
CRI Rating	Ra≥80
Beam Angle	240°
Light Source	SMD Chips
Dimmable	Yes. Leading or Trailing Edge, Universal (Refer to Compatibility List)
Cap Type	E27
Construction	Polycarbonate
Fitting Colour	White
PF	0.8
Net Weight (kg)	0.03
Lifetime L70B50	15,000 hours
Warranty	3 years



**SUMMARY**

The SupValue A60 is a dimmable LED light globe that is suitable for commercial or residential applications. Featuring a frosted finish, this globe has been engineered to provide longevity and high lumen efficacy. The SupValue A60 globe is an energy saving alternative or replacement to traditional A60 incandescent or halogen globes. It can also be retrofitted to existing compatible sockets.



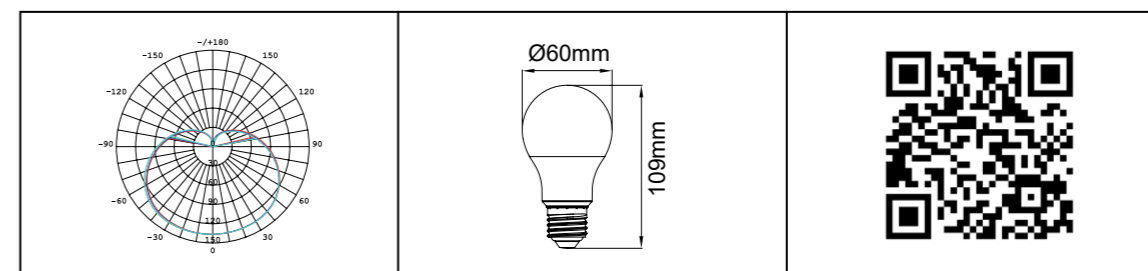
**PRODUCT DATA**

Order Code	112106C
Voltage	220-240V
Wattage	8.7W
Lumen Output	840Lm
CCT	4000K
CRI Rating	Ra≥80
Beam Angle	240°
Light Source	SMD Chips
Dimmable	Yes. Leading or Trailing Edge, Universal (Refer to Compatibility List)
Cap Type	B22
Construction	Polycarbonate
Fitting Colour	White
PF	0.8
Net Weight (kg)	0.03
Lifetime L70B50	15,000 hours
Warranty	3 years



**SUMMARY**

The SupValue A60 is a dimmable LED light globe that is suitable for commercial or residential applications. Featuring a frosted finish, this globe has been engineered to provide longevity and high lumen efficacy. The SupValue A60 globe is an energy saving alternative or replacement to traditional A60 incandescent or halogen globes. It can also be retrofitted to existing compatible sockets.



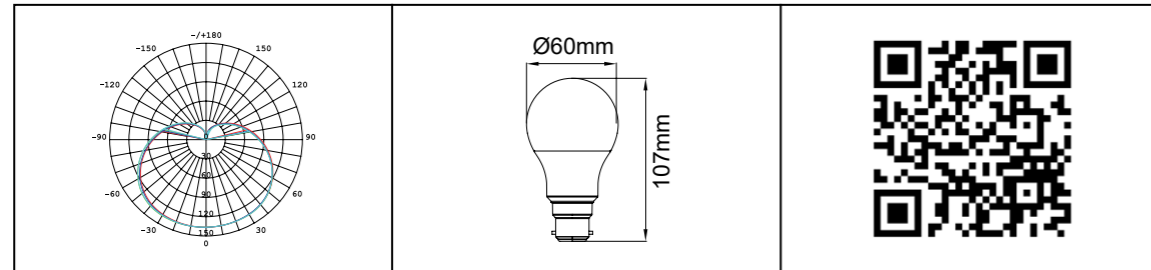
**PRODUCT DATA**

Order Code	112107C
Voltage	220-240V
Wattage	8.7W
Lumen Output	840Lm
CCT	6500K
CRI Rating	Ra≥80
Beam Angle	240°
Light Source	SMD Chips
Dimmable	Yes. Leading or Trailing Edge, Universal (Refer to Compatibility List)
Cap Type	E27
Construction	Polycarbonate
Fitting Colour	White
PF	0.8
Net Weight (kg)	0.03
Lifetime L70B50	15,000 hours
Warranty	3 years



**SUMMARY**

The SupValue A60 is a dimmable LED light globe that is suitable for commercial or residential applications. Featuring a frosted finish, this globe has been engineered to provide longevity and high lumen efficacy. The SupValue A60 globe is an energy saving alternative or replacement to traditional A60 incandescent or halogen globes. It can also be retrofitted to existing compatible sockets.



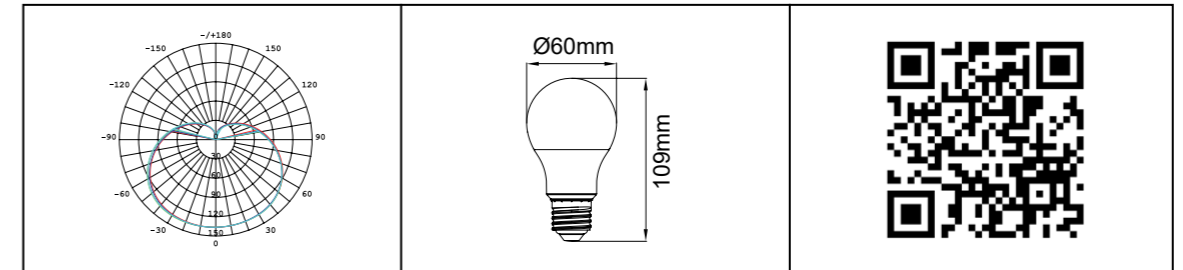
**PRODUCT DATA**

Order Code	112108C
Voltage	220-240V
Wattage	8.7W
Lumen Output	840Lm
CCT	6500K
CRI Rating	Ra≥80
Beam Angle	240°
Light Source	SMD Chips
Dimmable	Yes. Leading or Trailing Edge, Universal (Refer to Compatibility List)
Cap Type	B22
Construction	Polycarbonate
Fitting Colour	White
PF	0.8
Net Weight (kg)	0.03
Lifetime L70B50	15,000 hours
Warranty	3 years



**SUMMARY**

The SupValue A60 is a dimmable LED light globe that is suitable for commercial or residential applications. Featuring a frosted finish, this globe has been engineered to provide longevity and high lumen efficacy. The SupValue A60 globe is an energy saving alternative or replacement to traditional A60 incandescent or halogen globes. It can also be retrofitted to existing compatible sockets.



**PRODUCT DATA**

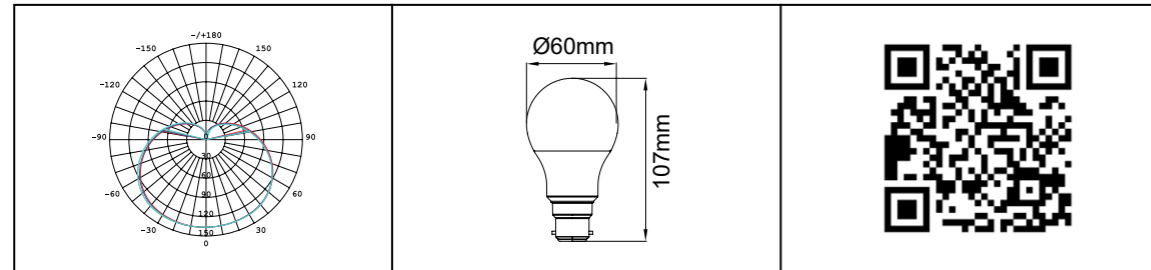
Order Code	112073C
Voltage	220-240V
Wattage	9.2W
Lumen Output	1055Lm
CCT	3000K
CRI Rating	Ra≥80
Beam Angle	240°
Light Source	SMD Chips
Dimmable	Yes. Leading or Trailing Edge, Universal (Refer to Compatibility List)
Cap Type	E27
Construction	Polycarbonate
Fitting Colour	White
PF	0.8
Net Weight (kg)	0.03
Lifetime L70B50	15,000 hours
Warranty	3 years





**SUMMARY**

The SupValue A60 is a dimmable LED light globe that is suitable for commercial or residential applications. Featuring a frosted finish, this globe has been engineered to provide longevity and high lumen efficacy. The SupValue A60 globe is an energy saving alternative or replacement to traditional A60 incandescent or halogen globes. It can also be retrofitted to existing compatible sockets.



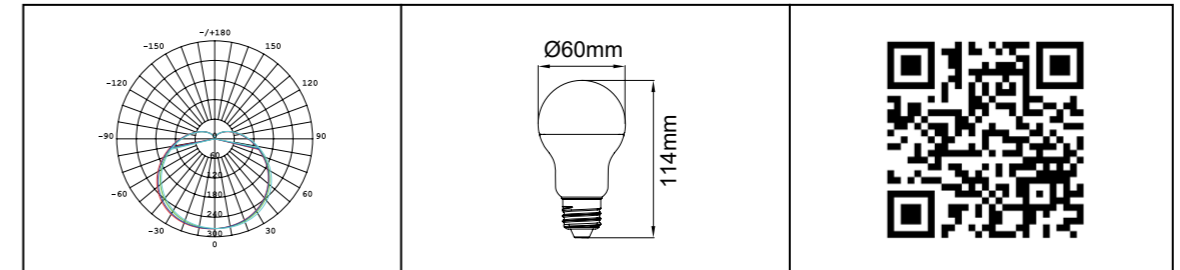
**PRODUCT DATA**

Order Code	112074C
Voltage	220-240V
Wattage	9.2W
Lumen Output	1055Lm
CCT	3000K
CRI Rating	Ra≥80
Beam Angle	240°
Light Source	SMD Chips
Dimmable	Yes. Leading or Trailing Edge, Universal (Refer to Compatibility List)
Cap Type	B22
Construction	Polycarbonate
Fitting Colour	White
PF	0.8
Net Weight (kg)	0.03
Lifetime L70B50	15,000 hours
Warranty	3 years



**SUMMARY**

The SupValue A60 is a dimmable LED light globe that is suitable for commercial or residential applications. Featuring a frosted finish, this globe has been engineered to provide longevity and high lumen efficacy. The SupValue A60 globe is an energy saving alternative or replacement to traditional A60 incandescent or halogen globes. It can also be retrofitted to existing compatible sockets.



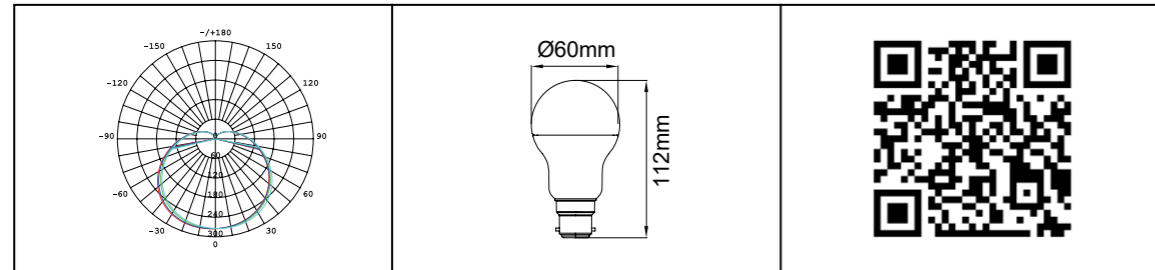
**PRODUCT DATA**

Order Code	112115A
Voltage	220-240V
Wattage	14.3W
Lumen Output	1580Lm
CCT	3000K
CRI Rating	Ra≥80
Beam Angle	200°
Light Source	SMD Chips
Dimmable	Yes. Leading or Trailing Edge, Universal (Refer to Compatibility List)
Cap Type	E27
Construction	Polycarbonate
Fitting Colour	White
PF	0.7
Net Weight (kg)	0.08
Lifetime L70B50	15,000 hours
Warranty	3 years



**SUMMARY**

The SupValue A60 is a dimmable LED light globe that is suitable for commercial or residential applications. Featuring a frosted finish, this globe has been engineered to provide longevity and high lumen efficacy. The SupValue A60 globe is an energy saving alternative or replacement to traditional A60 incandescent or halogen globes. It can also be retrofitted to existing compatible sockets.



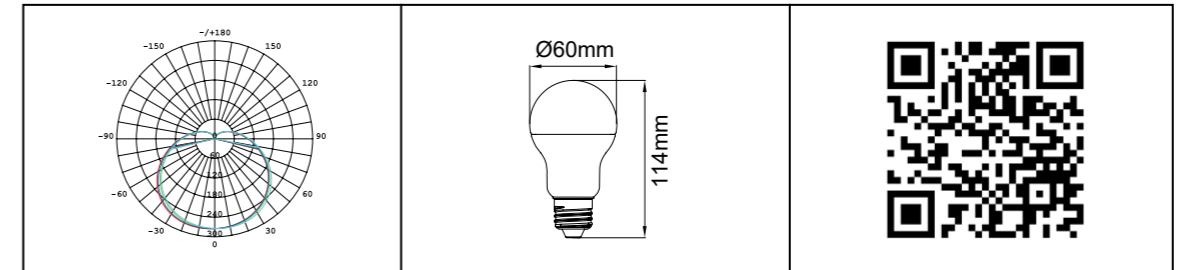
**PRODUCT DATA**

Order Code	112116A
Voltage	220-240V
Wattage	14.3W
Lumen Output	1580Lm
CCT	3000K
CRI Rating	Ra≥80
Beam Angle	200°
Light Source	SMD Chips
Dimmable	Yes. Leading or Trailing Edge, Universal (Refer to Compatibility List)
Cap Type	B22
Construction	Polycarbonate
Fitting Colour	White
PF	0.7
Net Weight (kg)	0.08
Lifetime L70B50	15,000 hours
Warranty	3 years



**SUMMARY**

The SupValue A60 is a dimmable LED light globe that is suitable for commercial or residential applications. Featuring a frosted finish, this globe has been engineered to provide longevity and high lumen efficacy. The SupValue A60 globe is an energy saving alternative or replacement to traditional A60 incandescent or halogen globes. It can also be retrofitted to existing compatible sockets.



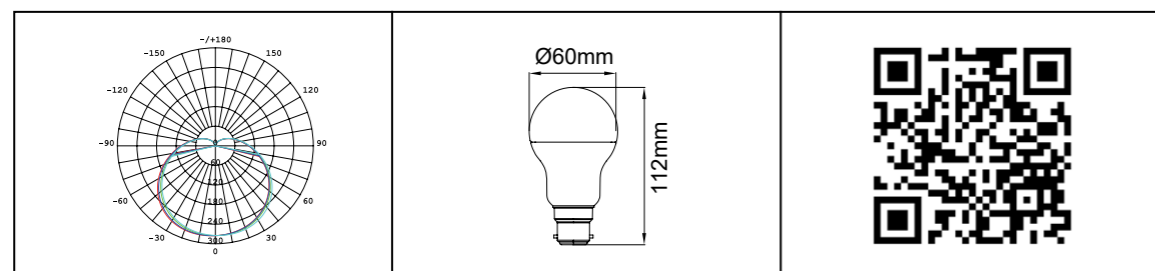
**PRODUCT DATA**

Order Code	112117A
Voltage	220-240V
Wattage	14.3W
Lumen Output	1670Lm
CCT	4000K
CRI Rating	Ra≥80
Beam Angle	200°
Light Source	SMD Chips
Dimmable	Yes. Leading or Trailing Edge, Universal (Refer to Compatibility List)
Cap Type	E27
Construction	Polycarbonate
Fitting Colour	White
PF	0.7
Net Weight (kg)	0.08
Lifetime L70B50	15,000 hours
Warranty	3 years



**SUMMARY**

The SupValue A60 is a dimmable LED light globe that is suitable for commercial or residential applications. Featuring a frosted finish, this globe has been engineered to provide longevity and high lumen efficacy. The SupValue A60 globe is an energy saving alternative or replacement to traditional A60 incandescent or halogen globes. It can also be retrofitted to existing compatible sockets.



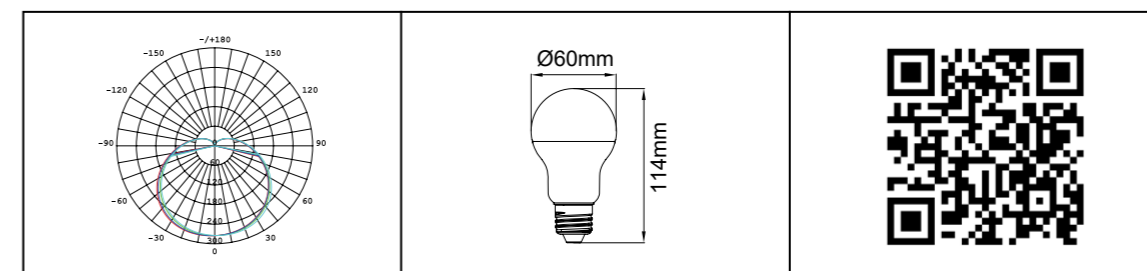
**PRODUCT DATA**

Order Code	112118
Voltage	220-240V
Wattage	14.3W
Lumen Output	1670Lm
CCT	4000K
CRI Rating	Ra≥80
Beam Angle	200°
Light Source	SMD Chips
Dimmable	Yes. Leading or Trailing Edge, Universal (Refer to Compatibility List)
Cap Type	B22
Construction	Polycarbonate
Fitting Colour	White
PF	0.7
Net Weight (kg)	0.08
Lifetime L70B50	15,000 hours
Warranty	3 years



**SUMMARY**

The SupValue A60 is a dimmable LED light globe that is suitable for commercial or residential applications. Featuring a frosted finish, this globe has been engineered to provide longevity and high lumen efficacy. The SupValue A60 globe is an energy saving alternative or replacement to traditional A60 incandescent or halogen globes. It can also be retrofitted to existing compatible sockets.



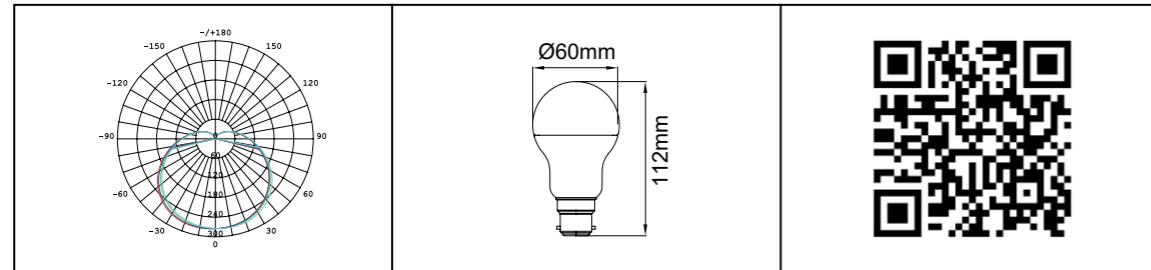
**PRODUCT DATA**

Order Code	112119A
Voltage	220-240V
Wattage	14.3W
Lumen Output	1670Lm
CCT	6500K
CRI Rating	Ra≥80
Beam Angle	200°
Light Source	SMD Chips
Dimmable	Yes. Leading or Trailing Edge, Universal (Refer to Compatibility List)
Cap Type	E27
Construction	Polycarbonate
Fitting Colour	White
PF	0.7
Net Weight (kg)	0.08
Lifetime L70B50	15,000 hours
Warranty	3 years



**SUMMARY**

The SupValue A60 is a dimmable LED light globe that is suitable for commercial or residential applications. Featuring a frosted finish, this globe has been engineered to provide longevity and high lumen efficacy. The SupValue A60 globe is an energy saving alternative or replacement to traditional A60 incandescent or halogen globes. It can also be retrofitted to existing compatible sockets.



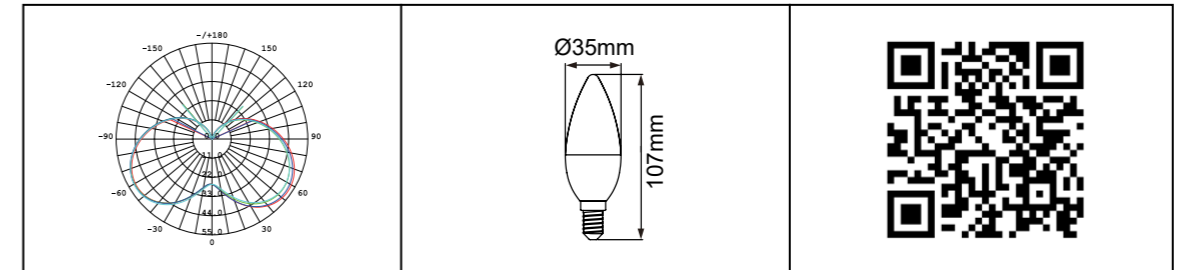
**PRODUCT DATA**

Order Code	112120A
Voltage	220-240V
Wattage	14.3W
Lumen Output	1670Lm
CCT	6500K
CRI Rating	Ra≥80
Beam Angle	200°
Light Source	SMD Chips
Dimmable	Yes. Leading or Trailing Edge, Universal (Refer to Compatibility List)
Cap Type	B22
Construction	Polycarbonate
Fitting Colour	White
PF	0.7
Net Weight (kg)	0.08
Lifetime L70B50	15,000 hours
Warranty	3 years



**SUMMARY**

The SupValue Candle is a dimmable LED light globe that is suitable for commercial or residential applications. Featuring a frosted finish, this globe has been engineered to provide longevity and high lumen efficacy. The SupValue Candle globe is an energy saving alternative or replacement to traditional Candle incandescent or halogen globes. It can also be retrofitted to existing compatible sockets.



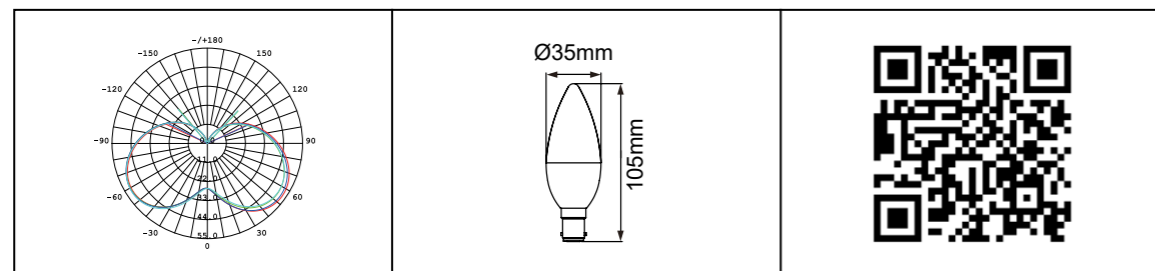
**PRODUCT DATA**

Order Code	122145C
Voltage	220-240V
Wattage	6W
Lumen Output	470Lm
CCT	3000K
CRI Rating	Ra≥80
Beam Angle	300°
Light Source	SMD Chips
Dimmable	Yes. Leading or Trailing Edge, Universal (Refer to Compatibility List)
Cap Type	E14
Construction	Polycarbonate
Fitting Colour	White
PF	0.8
Net Weight (kg)	0.02
Lifetime L70B50	15,000 hours
Warranty	3 years



**SUMMARY**

The SupValue Candle is a dimmable LED light globe that is suitable for commercial or residential applications. Featuring a frosted finish, this globe has been engineered to provide longevity and high lumen efficacy. The SupValue Candle globe is an energy saving alternative or replacement to traditional Candle incandescent or halogen globes. It can also be retrofitted to existing compatible sockets.



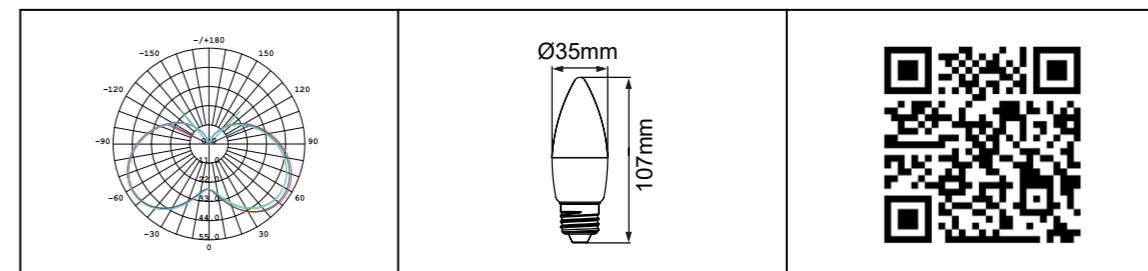
**PRODUCT DATA**

Order Code	122146C
Voltage	220-240V
Wattage	6W
Lumen Output	470Lm
CCT	3000K
CRI Rating	Ra≥80
Beam Angle	300°
Light Source	SMD Chips
Dimmable	Yes. Leading or Trailing Edge, Universal (Refer to Compatibility List)
Cap Type	B15
Construction	Polycarbonate
Fitting Colour	White
PF	0.8
Net Weight (kg)	0.02
Lifetime L70B50	15,000 hours
Warranty	3 years



**SUMMARY**

The SupValue Candle is a dimmable LED light globe that is suitable for commercial or residential applications. Featuring a frosted finish, this globe has been engineered to provide longevity and high lumen efficacy. The SupValue Candle globe is an energy saving alternative or replacement to traditional Candle incandescent or halogen globes. It can also be retrofitted to existing compatible sockets.



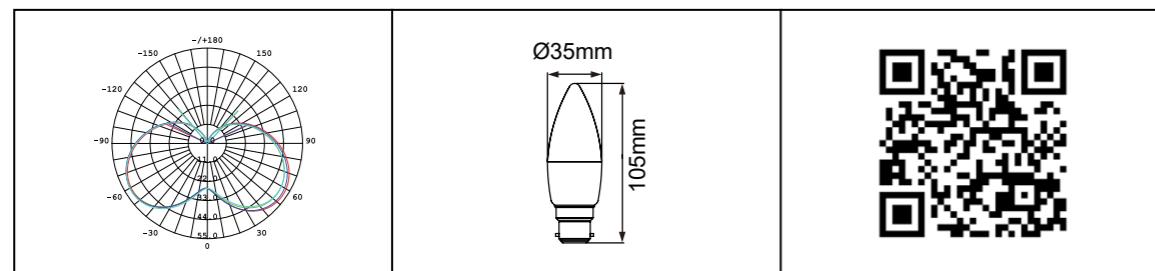
**PRODUCT DATA**

Order Code	122147C
Voltage	220-240V
Wattage	6W
Lumen Output	470Lm
CCT	3000K
CRI Rating	Ra≥80
Beam Angle	300°
Light Source	SMD Chips
Dimmable	Yes. Leading or Trailing Edge, Universal (Refer to Compatibility List)
Cap Type	E27
Construction	Polycarbonate
Fitting Colour	White
PF	0.8
Net Weight (kg)	0.03
Lifetime L70B50	15,000 hours
Warranty	3 years



**SUMMARY**

The SupValue Candle is a dimmable LED light globe that is suitable for commercial or residential applications. Featuring a frosted finish, this globe has been engineered to provide longevity and high lumen efficacy. The SupValue Candle globe is an energy saving alternative or replacement to traditional Candle incandescent or halogen globes. It can also be retrofitted to existing compatible sockets.



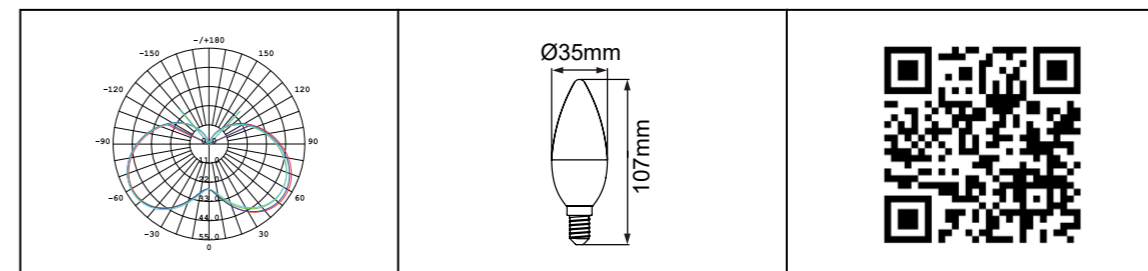
**PRODUCT DATA**

Order Code	122148C
Voltage	220-240V
Wattage	6W
Lumen Output	470Lm
CCT	3000K
CRI Rating	Ra≥80
Beam Angle	300°
Light Source	SMD Chips
Dimmable	Yes. Leading or Trailing Edge, Universal (Refer to Compatibility List)
Cap Type	B22
Construction	Polycarbonate
Fitting Colour	White
PF	0.8
Net Weight (kg)	0.03
Lifetime L70B50	15,000 hours
Warranty	3 years



**SUMMARY**

The SupValue Candle is a dimmable LED light globe that is suitable for commercial or residential applications. Featuring a frosted finish, this globe has been engineered to provide longevity and high lumen efficacy. The SupValue Candle globe is an energy saving alternative or replacement to traditional Candle incandescent or halogen globes. It can also be retrofitted to existing compatible sockets.



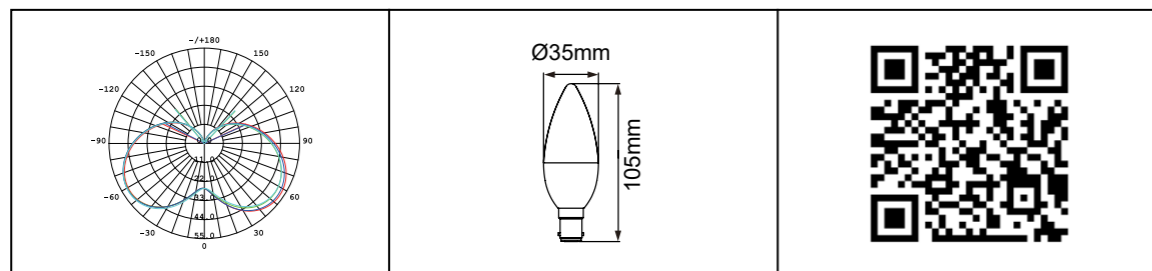
**PRODUCT DATA**

Order Code	122149C
Voltage	220-240V
Wattage	6W
Lumen Output	500Lm
CCT	4000K
CRI Rating	Ra≥80
Beam Angle	300°
Light Source	SMD Chips
Dimmable	Yes. Leading or Trailing Edge, Universal (Refer to Compatibility List)
Cap Type	E14
Construction	Polycarbonate
Fitting Colour	White
PF	0.8
Net Weight (kg)	0.02
Lifetime L70B50	15,000 hours
Warranty	3 years



**SUMMARY**

The SupValue Candle is a dimmable LED light globe that is suitable for commercial or residential applications. Featuring a frosted finish, this globe has been engineered to provide longevity and high lumen efficacy. The SupValue Candle globe is an energy saving alternative or replacement to traditional Candle incandescent or halogen globes. It can also be retrofitted to existing compatible sockets.



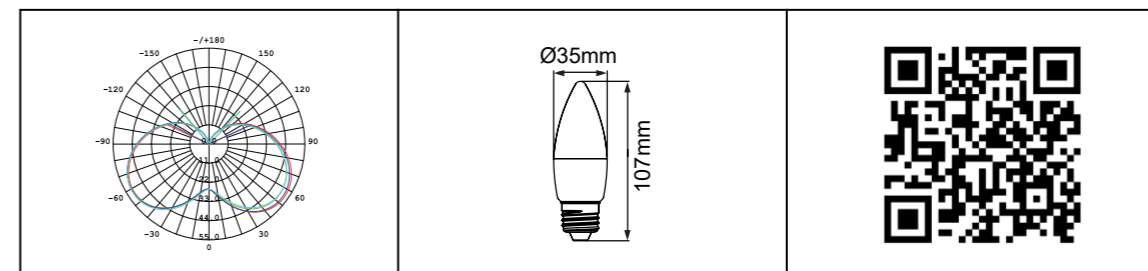
**PRODUCT DATA**

Order Code	122150C
Voltage	220-240V
Wattage	6W
Lumen Output	500Lm
CCT	4000K
CRI Rating	Ra≥80
Beam Angle	300°
Light Source	SMD Chips
Dimmable	Yes. Leading or Trailing Edge, Universal (Refer to Compatibility List)
Cap Type	B15
Construction	Polycarbonate
Fitting Colour	White
PF	0.8
Net Weight (kg)	0.02
Lifetime L70B50	15,000 hours
Warranty	3 years



**SUMMARY**

The SupValue Candle is a dimmable LED light globe that is suitable for commercial or residential applications. Featuring a frosted finish, this globe has been engineered to provide longevity and high lumen efficacy. The SupValue Candle globe is an energy saving alternative or replacement to traditional Candle incandescent or halogen globes. It can also be retrofitted to existing compatible sockets.



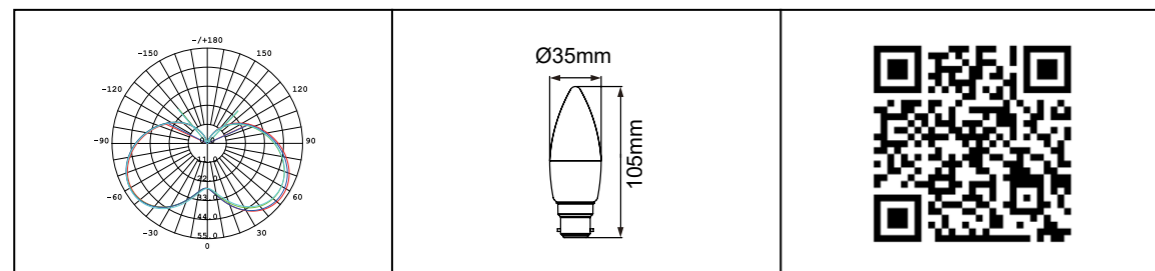
**PRODUCT DATA**

Order Code	122151C
Voltage	220-240V
Wattage	6W
Lumen Output	500Lm
CCT	4000K
CRI Rating	Ra≥80
Beam Angle	300°
Light Source	SMD Chips
Dimmable	Yes. Leading or Trailing Edge, Universal (Refer to Compatibility List)
Cap Type	E27
Construction	Polycarbonate
Fitting Colour	White
PF	0.8
Net Weight (kg)	0.03
Lifetime L70B50	15,000 hours
Warranty	3 years



**SUMMARY**

The SupValue Candle is a dimmable LED light globe that is suitable for commercial or residential applications. Featuring a frosted finish, this globe has been engineered to provide longevity and high lumen efficacy. The SupValue Candle globe is an energy saving alternative or replacement to traditional Candle incandescent or halogen globes. It can also be retrofitted to existing compatible sockets.



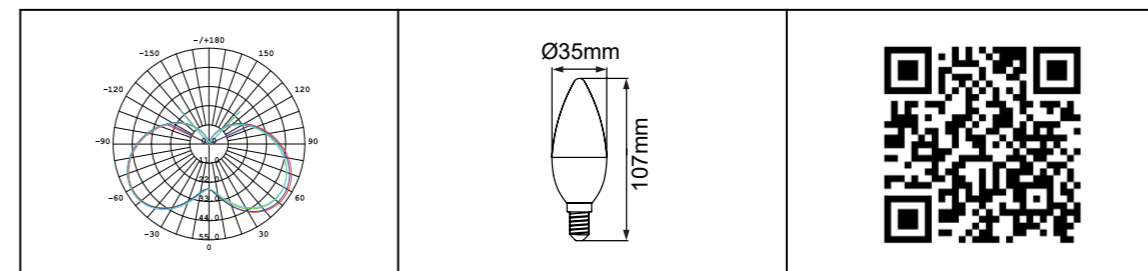
**PRODUCT DATA**

Order Code	122152C
Voltage	220-240V
Wattage	6W
Lumen Output	500Lm
CCT	4000K
CRI Rating	Ra≥80
Beam Angle	300°
Light Source	SMD Chips
Dimmable	Yes. Leading or Trailing Edge, Universal (Refer to Compatibility List)
Cap Type	B22
Construction	Polycarbonate
Fitting Colour	White
PF	0.8
Net Weight (kg)	0.03
Lifetime L70B50	15,000 hours
Warranty	3 years



**SUMMARY**

The SupValue Candle is a dimmable LED light globe that is suitable for commercial or residential applications. Featuring a frosted finish, this globe has been engineered to provide longevity and high lumen efficacy. The SupValue Candle globe is an energy saving alternative or replacement to traditional Candle incandescent or halogen globes. It can also be retrofitted to existing compatible sockets.



**PRODUCT DATA**

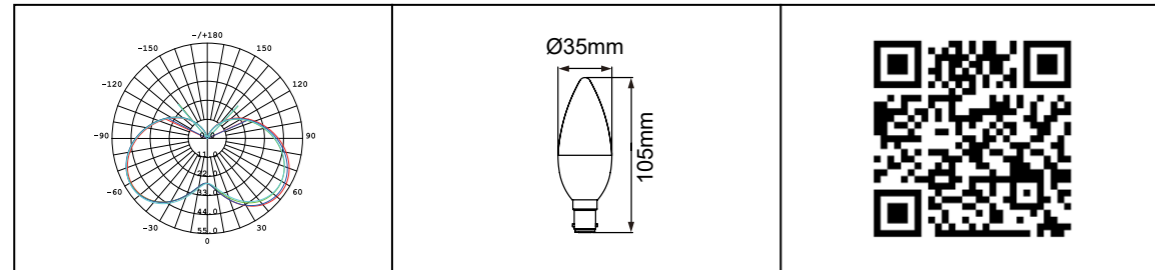
Order Code	122153C
Voltage	220-240V
Wattage	6W
Lumen Output	500Lm
CCT	6500K
CRI Rating	Ra≥80
Beam Angle	300°
Light Source	SMD Chips
Dimmable	Yes. Leading or Trailing Edge, Universal (Refer to Compatibility List)
Cap Type	E14
Construction	Polycarbonate
Fitting Colour	White
PF	0.8
Net Weight (kg)	0.02
Lifetime L70B50	15,000 hours
Warranty	3 years





**SUMMARY**

The SupValue Candle is a dimmable LED light globe that is suitable for commercial or residential applications. Featuring a frosted finish, this globe has been engineered to provide longevity and high lumen efficacy. The SupValue Candle globe is an energy saving alternative or replacement to traditional Candle incandescent or halogen globes. It can also be retrofitted to existing compatible sockets.



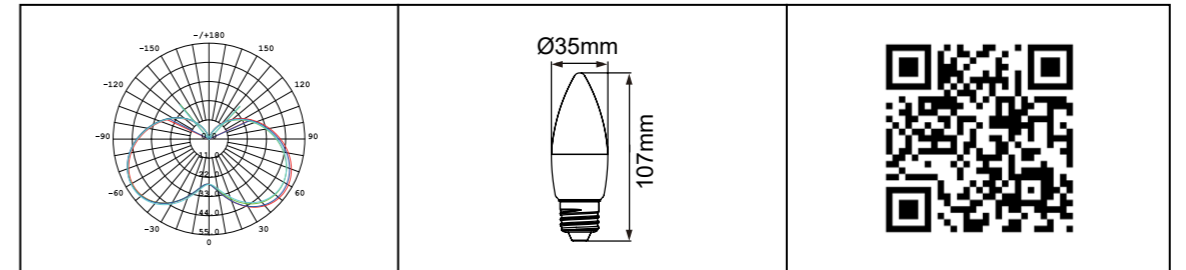
**PRODUCT DATA**

Order Code	122154C
Voltage	220-240V
Wattage	6W
Lumen Output	500Lm
CCT	6500K
CRI Rating	Ra≥80
Beam Angle	300°
Light Source	SMD Chips
Dimmable	Yes. Leading or Trailing Edge, Universal (Refer to Compatibility List)
Cap Type	B15
Construction	Polycarbonate
Fitting Colour	White
PF	0.8
Net Weight (kg)	0.02
Lifetime L70B50	15,000 hours
Warranty	3 years



**SUMMARY**

The SupValue Candle is a dimmable LED light globe that is suitable for commercial or residential applications. Featuring a frosted finish, this globe has been engineered to provide longevity and high lumen efficacy. The SupValue Candle globe is an energy saving alternative or replacement to traditional Candle incandescent or halogen globes. It can also be retrofitted to existing compatible sockets.



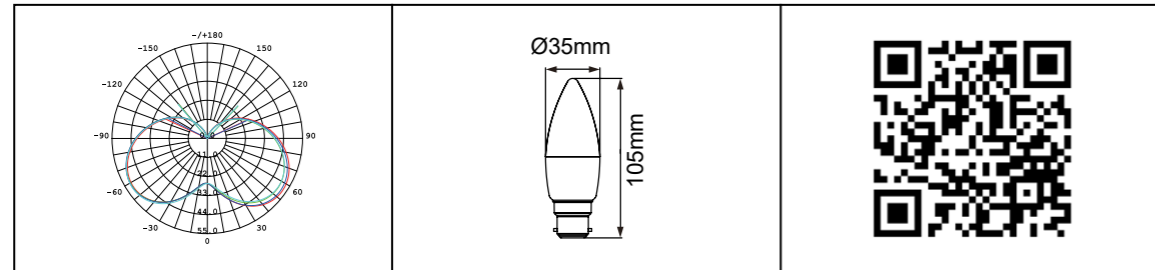
**PRODUCT DATA**

Order Code	122155C
Voltage	220-240V
Wattage	6W
Lumen Output	530Lm
CCT	6500K
CRI Rating	Ra≥80
Beam Angle	280°
Light Source	SMD Chips
Dimmable	Yes. Leading or Trailing Edge, Universal (Refer to Compatibility List)
Cap Type	E27
Construction	Polycarbonate
Fitting Colour	White
PF	0.8
Net Weight (kg)	0.03
Lifetime L70B50	15,000 hours
Warranty	3 years



**SUMMARY**

The SupValue Candle is a dimmable LED light globe that is suitable for commercial or residential applications. Featuring a frosted finish, this globe has been engineered to provide longevity and high lumen efficacy. The SupValue Candle globe is an energy saving alternative or replacement to traditional Candle incandescent or halogen globes. It can also be retrofitted to existing compatible sockets.



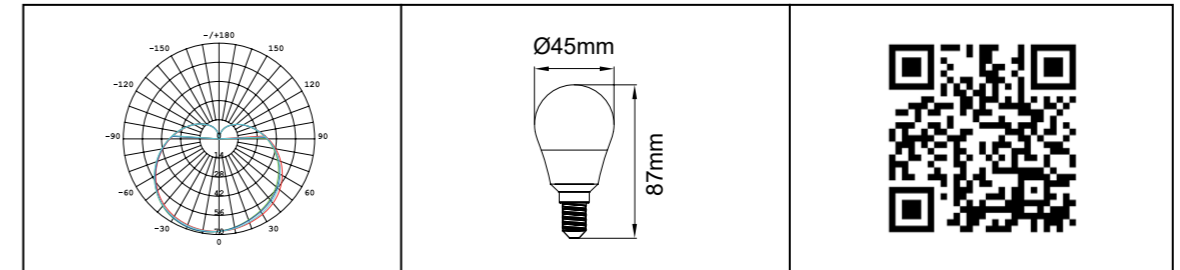
**PRODUCT DATA**

Order Code	122156C
Voltage	220-240V
Wattage	6W
Lumen Output	500Lm
CCT	6500K
CRI Rating	Ra≥80
Beam Angle	300°
Light Source	SMD Chips
Dimmable	Yes. Leading or Trailing Edge, Universal (Refer to Compatibility List)
Cap Type	B22
Construction	Polycarbonate
Fitting Colour	White
PF	0.8
Net Weight (kg)	0.03
Lifetime L70B50	15,000 hours
Warranty	3 years



**SUMMARY**

The SupValue Mini is a dimmable LED light globe that is suitable for commercial or residential applications. Featuring a frosted finish, this globe has been engineered to provide longevity and high lumen efficacy. The SupValue Mini globe is an energy saving alternative or replacement to traditional Mini incandescent or halogen globes. It can also be retrofitted to existing compatible sockets.



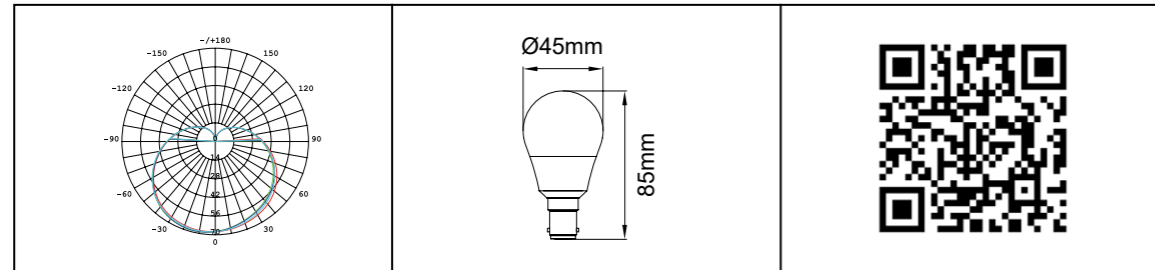
**PRODUCT DATA**

Order Code	132109C
Voltage	220-240V
Wattage	6W
Lumen Output	470Lm
CCT	3000K
CRI Rating	Ra≥80
Beam Angle	225°
Light Source	SMD Chips
Dimmable	Yes. Leading or Trailing Edge, Universal (Refer to Compatibility List)
Cap Type	E14
Construction	Polycarbonate
Fitting Colour	White
PF	0.8
Net Weight (kg)	0.02
Lifetime L70B50	15,000 hours
Warranty	3 years



**SUMMARY**

The SupValue Mini is a dimmable LED light globe that is suitable for commercial or residential applications. Featuring a frosted finish, this globe has been engineered to provide longevity and high lumen efficacy. The SupValue Mini globe is an energy saving alternative or replacement to traditional Mini incandescent or halogen globes. It can also be retrofitted to existing compatible sockets.



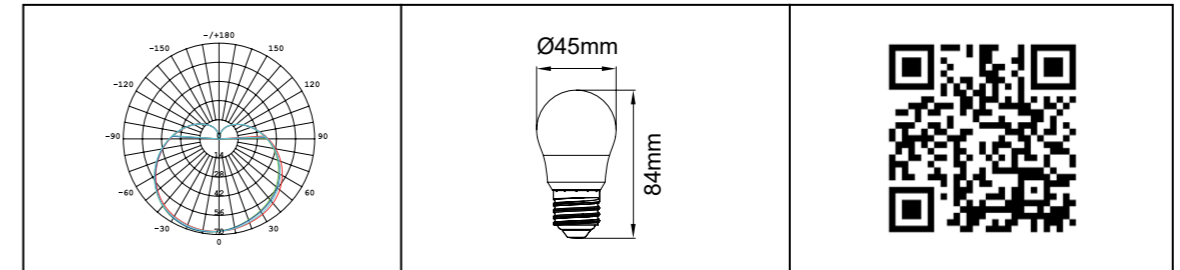
**PRODUCT DATA**

Order Code	132110C
Voltage	220-240V
Wattage	6W
Lumen Output	470Lm
CCT	3000K
CRI Rating	Ra≥80
Beam Angle	225°
Light Source	SMD Chips
Dimmable	Yes. Leading or Trailing Edge, Universal (Refer to Compatibility List)
Cap Type	B15
Construction	Polycarbonate
Fitting Colour	White
PF	0.8
Net Weight (kg)	0.02
Lifetime L70B50	15,000 hours
Warranty	3 years



**SUMMARY**

The SupValue Mini is a dimmable LED light globe that is suitable for commercial or residential applications. Featuring a frosted finish, this globe has been engineered to provide longevity and high lumen efficacy. The SupValue Mini globe is an energy saving alternative or replacement to traditional Mini incandescent or halogen globes. It can also be retrofitted to existing compatible sockets.



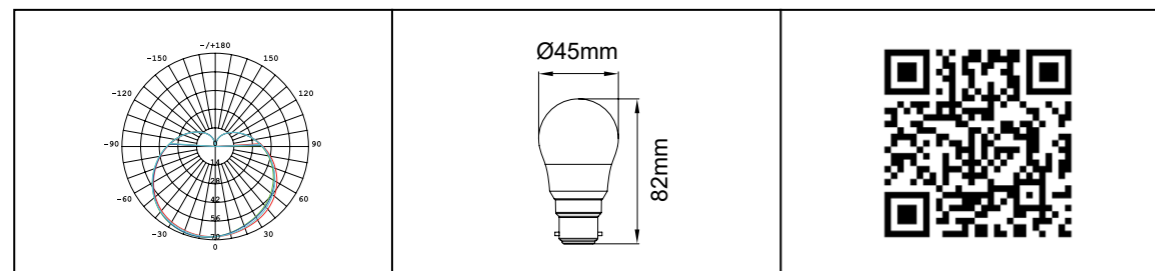
**PRODUCT DATA**

Order Code	132111C
Voltage	220-240V
Wattage	6W
Lumen Output	470Lm
CCT	3000K
CRI Rating	Ra≥80
Beam Angle	225°
Light Source	SMD Chips
Dimmable	Yes. Leading or Trailing Edge, Universal (Refer to Compatibility List)
Cap Type	E27
Construction	Polycarbonate
Fitting Colour	White
PF	0.8
Net Weight (kg)	0.02
Lifetime L70B50	15,000 hours
Warranty	3 years



**SUMMARY**

The SupValue Mini is a dimmable LED light globe that is suitable for commercial or residential applications. Featuring a frosted finish, this globe has been engineered to provide longevity and high lumen efficacy. The SupValue Mini globe is an energy saving alternative or replacement to traditional Mini incandescent or halogen globes. It can also be retrofitted to existing compatible sockets.



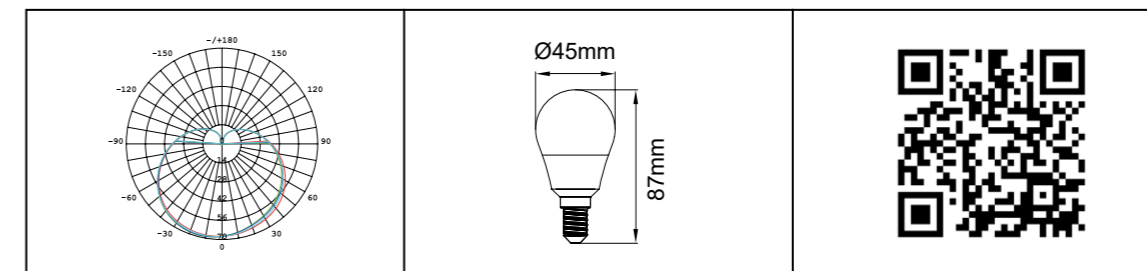
**PRODUCT DATA**

Order Code	132112C
Voltage	220-240V
Wattage	6W
Lumen Output	470Lm
CCT	3000K
CRI Rating	Ra≥80
Beam Angle	225°
Light Source	SMD Chips
Dimmable	Yes. Leading or Trailing Edge, Universal (Refer to Compatibility List)
Cap Type	B22
Construction	Polycarbonate
Fitting Colour	White
PF	0.8
Net Weight (kg)	0.02
Lifetime L70B50	15,000 hours
Warranty	3 years



**SUMMARY**

The SupValue Mini is a dimmable LED light globe that is suitable for commercial or residential applications. Featuring a frosted finish, this globe has been engineered to provide longevity and high lumen efficacy. The SupValue Mini globe is an energy saving alternative or replacement to traditional Mini incandescent or halogen globes. It can also be retrofitted to existing compatible sockets.



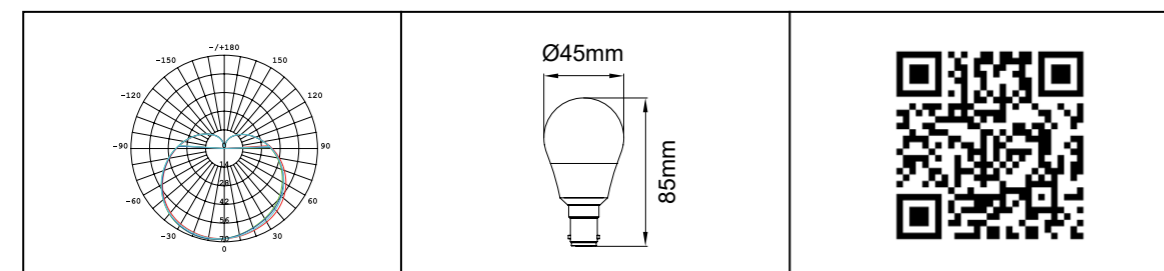
**PRODUCT DATA**

Order Code	132113C
Voltage	220-240V
Wattage	6W
Lumen Output	500Lm
CCT	4000K
CRI Rating	Ra≥80
Beam Angle	225°
Light Source	SMD Chips
Dimmable	Yes. Leading or Trailing Edge, Universal (Refer to Compatibility List)
Cap Type	E14
Construction	Polycarbonate
Fitting Colour	White
PF	0.8
Net Weight (kg)	0.02
Lifetime L70B50	15,000 hours
Warranty	3 years



**SUMMARY**

The SupValue Mini is a dimmable LED light globe that is suitable for commercial or residential applications. Featuring a frosted finish, this globe has been engineered to provide longevity and high lumen efficacy. The SupValue Mini globe is an energy saving alternative or replacement to traditional Mini incandescent or halogen globes. It can also be retrofitted to existing compatible sockets.



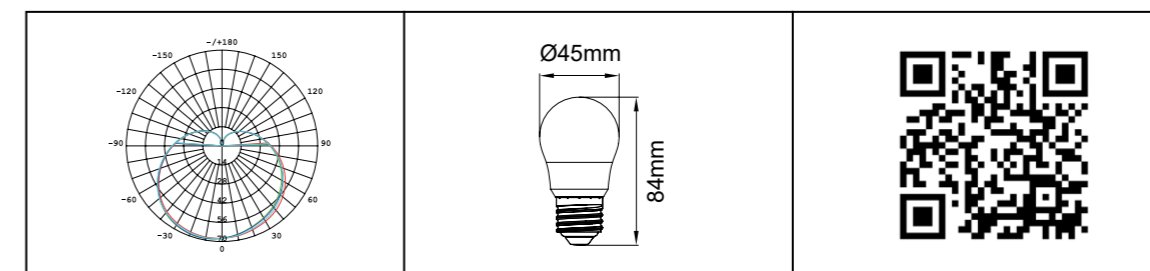
**PRODUCT DATA**

Order Code	132114C
Voltage	220-240V
Wattage	6W
Lumen Output	500Lm
CCT	4000K
CRI Rating	Ra≥80
Beam Angle	225°
Light Source	SMD Chips
Dimmable	Yes. Leading or Trailing Edge, Universal (Refer to Compatibility List)
Cap Type	B15
Construction	Polycarbonate
Fitting Colour	White
PF	0.8
Net Weight (kg)	0.02
Lifetime L70B50	15,000 hours
Warranty	3 years



**SUMMARY**

The SupValue Mini is a dimmable LED light globe that is suitable for commercial or residential applications. Featuring a frosted finish, this globe has been engineered to provide longevity and high lumen efficacy. The SupValue Mini globe is an energy saving alternative or replacement to traditional Mini incandescent or halogen globes. It can also be retrofitted to existing compatible sockets.



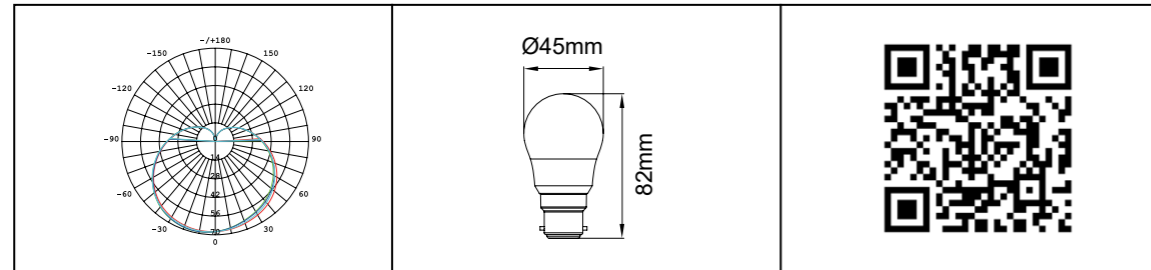
**PRODUCT DATA**

Order Code	132115C
Voltage	220-240V
Wattage	6W
Lumen Output	500Lm
CCT	4000K
CRI Rating	Ra≥80
Beam Angle	225°
Light Source	SMD Chips
Dimmable	Yes. Leading or Trailing Edge, Universal (Refer to Compatibility List)
Cap Type	E27
Construction	Polycarbonate
Fitting Colour	White
PF	0.8
Net Weight (kg)	0.02
Lifetime L70B50	15,000 hours
Warranty	3 years



**SUMMARY**

The SupValue Mini is a dimmable LED light globe that is suitable for commercial or residential applications. Featuring a frosted finish, this globe has been engineered to provide longevity and high lumen efficacy. The SupValue Mini globe is an energy saving alternative or replacement to traditional Mini incandescent or halogen globes. It can also be retrofitted to existing compatible sockets.



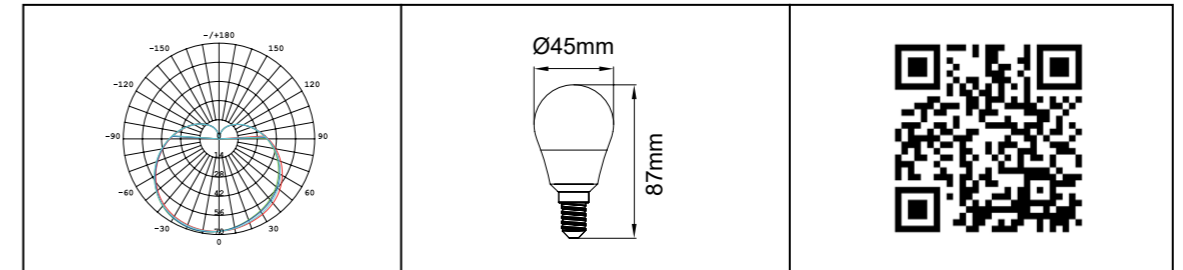
**PRODUCT DATA**

Order Code	132116C
Voltage	220-240V
Wattage	6W
Lumen Output	500Lm
CCT	4000K
CRI Rating	Ra≥80
Beam Angle	225°
Light Source	SMD Chips
Dimmable	Yes. Leading or Trailing Edge, Universal (Refer to Compatibility List)
Cap Type	B22
Construction	Polycarbonate
Fitting Colour	White
PF	0.8
Net Weight (kg)	0.02
Lifetime L70B50	15,000 hours
Warranty	3 years



**SUMMARY**

The SupValue Mini is a dimmable LED light globe that is suitable for commercial or residential applications. Featuring a frosted finish, this globe has been engineered to provide longevity and high lumen efficacy. The SupValue Mini globe is an energy saving alternative or replacement to traditional Mini incandescent or halogen globes. It can also be retrofitted to existing compatible sockets.



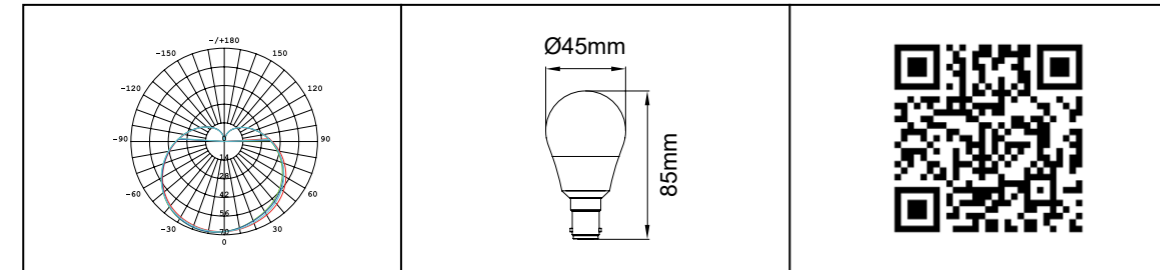
**PRODUCT DATA**

Order Code	132117C
Voltage	220-240V
Wattage	6W
Lumen Output	500Lm
CCT	6500K
CRI Rating	Ra≥80
Beam Angle	225°
Light Source	SMD Chips
Dimmable	Yes. Leading or Trailing Edge, Universal (Refer to Compatibility List)
Cap Type	E14
Construction	Polycarbonate
Fitting Colour	White
PF	0.8
Net Weight (kg)	0.02
Lifetime L70B50	15,000 hours
Warranty	3 years



**SUMMARY**

The SupValue Mini is a dimmable LED light globe that is suitable for commercial or residential applications. Featuring a frosted finish, this globe has been engineered to provide longevity and high lumen efficacy. The SupValue Mini globe is an energy saving alternative or replacement to traditional Mini incandescent or halogen globes. It can also be retrofitted to existing compatible sockets.



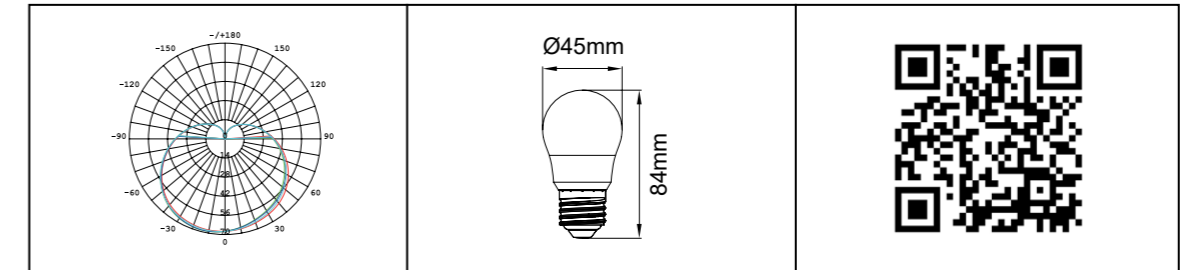
**PRODUCT DATA**

Order Code	132118C
Voltage	220-240V
Wattage	6W
Lumen Output	500Lm
CCT	6500K
CRI Rating	Ra≥80
Beam Angle	225°
Light Source	SMD Chips
Dimmable	Yes. Leading or Trailing Edge, Universal (Refer to Compatibility List)
Cap Type	B15
Construction	Polycarbonate
Fitting Colour	White
PF	0.8
Net Weight (kg)	0.02
Lifetime L70B50	15,000 hours
Warranty	3 years



**SUMMARY**

The SupValue Mini is a dimmable LED light globe that is suitable for commercial or residential applications. Featuring a frosted finish, this globe has been engineered to provide longevity and high lumen efficacy. The SupValue Mini globe is an energy saving alternative or replacement to traditional Mini incandescent or halogen globes. It can also be retrofitted to existing compatible sockets.



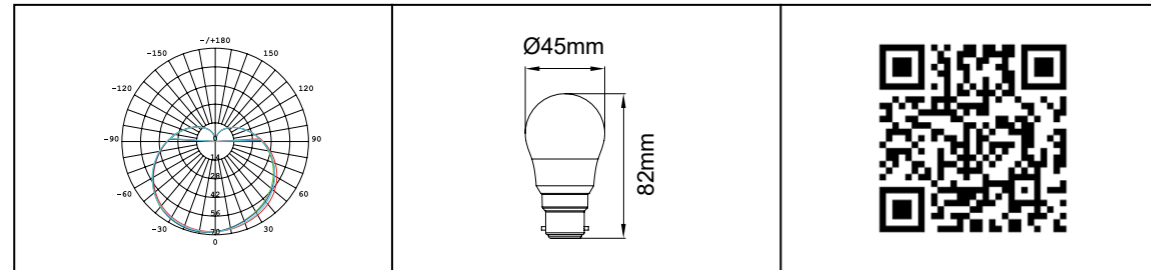
**PRODUCT DATA**

Order Code	132119C
Voltage	220-240V
Wattage	6W
Lumen Output	500Lm
CCT	6500K
CRI Rating	Ra≥80
Beam Angle	225°
Light Source	SMD Chips
Dimmable	Yes. Leading or Trailing Edge, Universal (Refer to Compatibility List)
Cap Type	E27
Construction	Polycarbonate
Fitting Colour	White
PF	0.8
Net Weight (kg)	0.02
Lifetime L70B50	15,000 hours
Warranty	3 years



**SUMMARY**

The SupValue Mini is a dimmable LED light globe that is suitable for commercial or residential applications. Featuring a frosted finish, this globe has been engineered to provide longevity and high lumen efficacy. The SupValue Mini globe is an energy saving alternative or replacement to traditional Mini incandescent or halogen globes. It can also be retrofitted to existing compatible sockets.




**PRODUCT DATA**

Order Code	132120C
Voltage	220-240V
Wattage	6W
Lumen Output	500Lm
CCT	6500K
CRI Rating	Ra≥80
Beam Angle	225°
Light Source	SMD Chips
Dimmable	Yes. Leading or Trailing Edge, Universal (Refer to Compatibility List)
Cap Type	B22
Construction	Polycarbonate
Fitting Colour	White
PF	0.8
Net Weight (kg)	0.02
Lifetime L70B50	15,000 hours
Warranty	3 years



**SUMMARY**

The SupValue Mini Baton is a dimmable LED light globe that is suitable for commercial or residential applications. Featuring a frosted finish, this globe has been engineered to provide longevity and high lumen efficacy. The SupValue Mini Baton globe is an energy saving alternative or replacement to traditional Mini incandescent or halogen globes. It can also be retrofitted to existing compatible sockets.



**PRODUCT DATA**

Order Code	163003
Voltage	220-240V
Wattage	9W
Lumen Output	850Lm
CCT	3000K
CRI Rating	Ra≥80
Beam Angle	240°
Light Source	SMD Chips
Dimmable	Yes. Leading or Trailing Edge, Universal (Refer to Compatibility List)
Cap Type	E27
Construction	Polycarbonate
Fitting Colour	White
PF	0.7
Net Weight (kg)	0.06
Lifetime L70B50	15,000 hours
Warranty	3 years





**SUMMARY**

The SupValue Mini Baton is a dimmable LED light globe that is suitable for commercial or residential applications. Featuring a frosted finish, this globe has been engineered to provide longevity and high lumen efficacy. The SupValue Mini Baton globe is an energy saving alternative or replacement to traditional Mini Baton incandescent or halogen globes. It can also be retrofitted to existing compatible sockets.



			<ul style="list-style-type: none"> <li>✓ <b>VEET</b> Approved</li> <li>✓ <b>IPART</b> Approved</li> </ul>
--	--	--	---

**PRODUCT DATA**

Order Code	163004
Voltage	220-240V
Wattage	9W
Lumen Output	900Lm
CCT	4000K
CRI Rating	Ra≥80
Beam Angle	240°
Light Source	SMD Chips
Dimmable	Yes. Leading or Trailing Edge, Universal (Refer to Compatibility List)
Cap Type	E27
Construction	Polycarbonate
Fitting Colour	White
PF	0.7
Net Weight (kg)	0.06
Lifetime L70B50	15,000 hours
Warranty	3 years



**SUMMARY**

The SupValue Mini Baton is a dimmable LED light globe that is suitable for commercial or residential applications. Featuring a frosted finish, this globe has been engineered to provide longevity and high lumen efficacy. The SupValue Mini Baton globe is an energy saving alternative or replacement to traditional Mini Baton incandescent or halogen globes. It can also be retrofitted to existing compatible sockets.



			<ul style="list-style-type: none"> <li>✓ <b>VEET</b> Approved</li> <li>✓ <b>IPART</b> Approved</li> </ul>
--	--	--	---

**PRODUCT DATA**

Order Code	163006
Voltage	220-240V
Wattage	9W
Lumen Output	900Lm
CCT	6500K
CRI Rating	Ra≥80
Beam Angle	240°
Light Source	SMD Chips
Dimmable	Yes. Leading or Trailing Edge, Universal (Refer to Compatibility List)
Cap Type	E27
Construction	Polycarbonate
Fitting Colour	White
PF	0.7
Net Weight (kg)	0.06
Lifetime L70B50	15,000 hours
Warranty	3 years



**SUMMARY**

The SupValue Mini Baton is a dimmable LED light globe that is suitable for commercial or residential applications. Featuring a frosted finish, this globe has been engineered to provide longevity and high lumen efficacy. The SupValue Mini Baton globe is an energy saving alternative or replacement to traditional Mini Baton incandescent or halogen globes. It can also be retrofitted to existing compatible sockets.



			<ul style="list-style-type: none"> <li>✓ VEET Approved</li> <li>✓ IPART Approved</li> </ul>
--	--	--	---

**PRODUCT DATA**

Order Code	163013
Voltage	220-240V
Wattage	9W
Lumen Output	850Lm
CCT	3000K
CRI Rating	Ra≥80
Beam Angle	240°
Light Source	SMD Chips
Dimmable	Yes. Leading or Trailing Edge, Universal (Refer to Compatibility List)
Cap Type	B22
Construction	Polycarbonate
Fitting Colour	White
PF	0.7
Net Weight (kg)	0.06
Lifetime L70B50	15,000 hours
Warranty	3 years



**SUMMARY**

The SupValue Mini Baton is a dimmable LED light globe that is suitable for commercial or residential applications. Featuring a frosted finish, this globe has been engineered to provide longevity and high lumen efficacy. The SupValue Mini Baton globe is an energy saving alternative or replacement to traditional Mini Baton incandescent or halogen globes. It can also be retrofitted to existing compatible sockets.



			<ul style="list-style-type: none"> <li>✓ VEET Approved</li> <li>✓ IPART Approved</li> </ul>
--	--	--	---

**PRODUCT DATA**

Order Code	163014
Voltage	220-240V
Wattage	9W
Lumen Output	900Lm
CCT	4000K
CRI Rating	Ra≥80
Beam Angle	240°
Light Source	SMD Chips
Dimmable	Yes. Leading or Trailing Edge, Universal (Refer to Compatibility List)
Cap Type	B22
Construction	Polycarbonate
Fitting Colour	White
PF	0.7
Net Weight (kg)	0.06
Lifetime L70B50	15,000 hours
Warranty	3 years



**SUMMARY**

The SupValue Mini Baton is a dimmable LED light globe that is suitable for commercial or residential applications. Featuring a frosted finish, this globe has been engineered to provide longevity and high lumen efficacy. The SupValue Mini Baton globe is an energy saving alternative or replacement to traditional Mini Baton incandescent or halogen globes. It can also be retrofitted to existing compatible sockets.



			<ul style="list-style-type: none"> <li>✓ VEET Approved</li> <li>✓ IPART Approved</li> </ul>
--	--	--	---

**PRODUCT DATA**

Order Code	163016
Voltage	220-240V
Wattage	9W
Lumen Output	900Lm
CCT	6500K
CRI Rating	Ra≥80
Beam Angle	240°
Light Source	SMD Chips
Dimmable	Yes. Leading or Trailing Edge, Universal (Refer to Compatibility List)
Cap Type	B22
Construction	Polycarbonate
Fitting Colour	White
PF	0.7
Net Weight (kg)	0.06
Lifetime L70B50	15,000 hours
Warranty	3 years



**SUMMARY**

The SupValue Capsule is an LED light globe that is suitable for task lighting and decorative application in commercial or residential environments. Featuring a clear finish, this globe has been engineered to provide longevity and high lumen efficacy. The SupValue Capsule globe is an energy saving alternative or replacement to traditional capsule incandescent or halogen globes. It can also be retrofitted to existing compatible sockets.



--	--	--

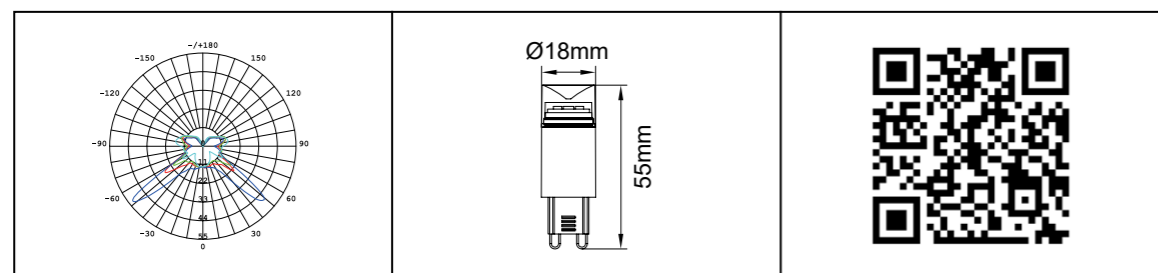
**PRODUCT DATA**

Order Code	162216
Voltage	12V AC or DC
Wattage	2.6W
Lumen Output	220Lm
CCT	3000K
CRI Rating	Ra≥80
Beam Angle	260°
Light Source	SMD Chips
Lens	Clear
Dimmable	No
Cap Type	G4
Construction	Polycarbonate
PF	0.4
Net Weight (kg)	0.01
Lifetime L70B50	15,000 hours
Warranty	3 years



**SUMMARY**

The SupValue Capsule is an LED light globe that is suitable for task lighting and decorative application in commercial or residential environments. Featuring a clear finish, this globe has been engineered to provide longevity and high lumen efficacy. The SupValue Capsule globe is an energy saving alternative or replacement to traditional capsule incandescent or halogen globes. It can also be retrofitted to existing compatible sockets.



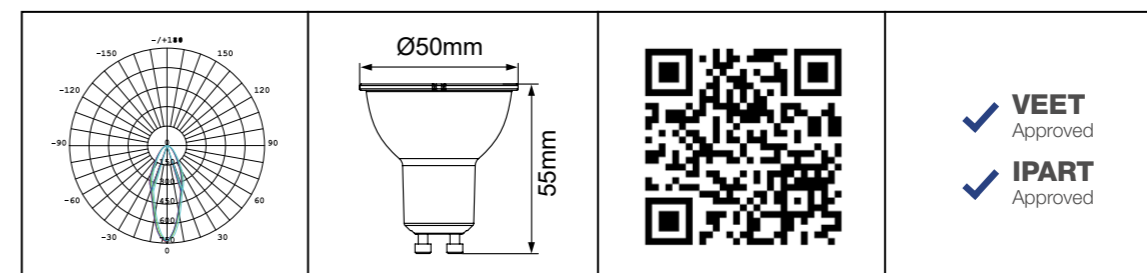
**PRODUCT DATA**

Order Code	162217
Voltage	220-240V
Wattage	3.4W
Lumen Output	345Lm
CCT	3000K
CRI Rating	Ra≥80
Beam Angle	250°
Light Source	SMD Chips
Lens	Clear
Dimmable	No
Cap Type	G9
Construction	Polycarbonate
PF	0.5
Net Weight (kg)	0.01
Lifetime L70B50	15,000 hours
Warranty	3 years



**SUMMARY**

The SupValue MR16 is a dimmable LED light globe with a GU10 cap, suitable for commercial or residential applications. Featuring a frosted finish, this globe has been engineered to provide longevity and high lumen efficacy. The SupValue MR16 LED globe is an energy saving alternative or replacement to traditional MR16 halogen globes. It can also be retrofitted to existing compatible sockets.



**PRODUCT DATA**

Order Code	142022A
Voltage	220-240V
Wattage	6.7W
Lumen Output	600Lm
CCT	3000K
CRI Rating	Ra≥80
Beam Angle	60°
Light Source	SMD Chips
Dimmable	Yes. Leading or Trailing Edge, Universal (Refer to Compatibility List)
Cap Type	GU10
Construction	Polycarbonate
Fitting Colour	White
PF	0.8
Net Weight (kg)	0.03
Lifetime L70B50	15,000 hours
Warranty	3 years



**SUMMARY**

The SupValue MR16 is a dimmable LED light globe with a GU10 cap, suitable for commercial or residential applications. Featuring a frosted finish, this globe has been engineered to provide longevity and high lumen efficacy. The SupValue MR16 LED globe is an energy saving alternative or replacement to traditional MR16 halogen globes. It can also be retrofitted to existing compatible sockets.



			<ul style="list-style-type: none"> <li>✓ VEET Approved</li> <li>✓ IPART Approved</li> </ul>
--	--	--	---

**PRODUCT DATA**

Order Code	142023A
Voltage	220-240V
Wattage	6.7W
Lumen Output	680Lm
CCT	4000K
CRI Rating	Ra≥80
Beam Angle	60°
Light Source	SMD Chips
Dimmable	Yes. Leading or Trailing Edge, Universal (Refer to Compatibility List)
Cap Type	GU10
Construction	Polycarbonate
Fitting Colour	White
PF	0.8
Net Weight (kg)	0.03
Lifetime L70B50	15,000 hours
Warranty	3 years



**SUMMARY**

The SupValue MR16 is a dimmable LED light globe with a GU10 cap, suitable for commercial or residential applications. Featuring a frosted finish, this globe has been engineered to provide longevity and high lumen efficacy. The SupValue MR16 LED globe is an energy saving alternative or replacement to traditional MR16 halogen globes. It can also be retrofitted to existing compatible sockets.



			<ul style="list-style-type: none"> <li>✓ VEET Approved</li> <li>✓ IPART Approved</li> </ul>
--	--	--	---

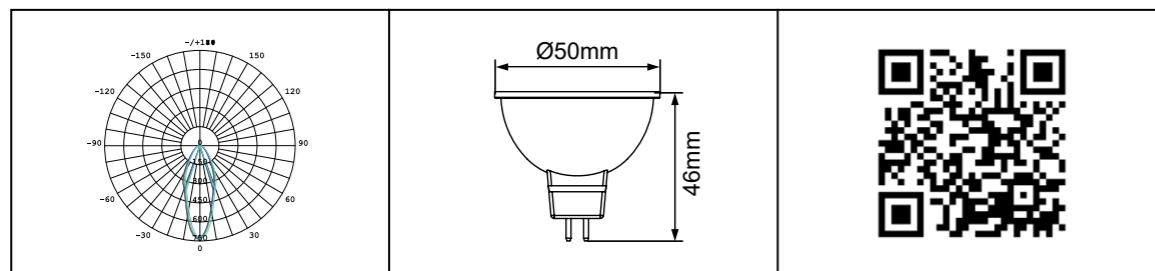
**PRODUCT DATA**

Order Code	142024A
Voltage	220-240V
Wattage	6.7W
Lumen Output	680Lm
CCT	6500K
CRI Rating	Ra≥80
Beam Angle	60°
Light Source	SMD Chips
Dimmable	Yes. Leading or Trailing Edge, Universal (Refer to Compatibility List)
Cap Type	GU10
Construction	Polycarbonate
Fitting Colour	White
PF	0.8
Net Weight (kg)	0.03
Lifetime L70B50	15,000 hours
Warranty	3 years



**SUMMARY**

The SupValue MR16 is a dimmable LED light globe with a GU5.3 cap, suitable for commercial or residential applications. Featuring a frosted finish, this globe has been engineered to provide longevity and high lumen efficacy. The SupValue MR16 LED globe is an energy saving alternative or replacement to traditional MR16 halogen globes. It can also be retrofitted to existing compatible sockets.



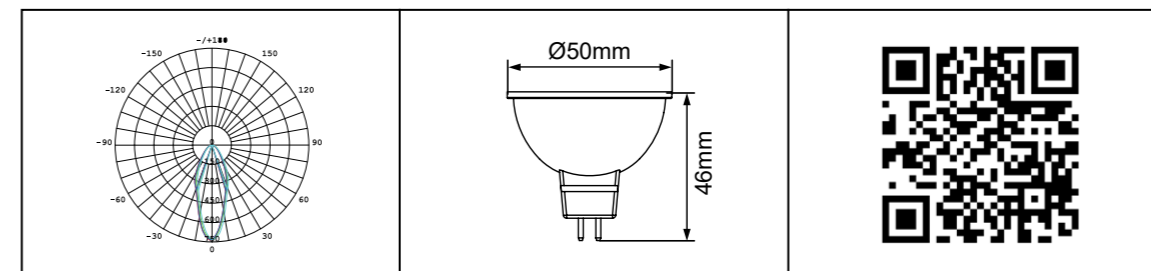
**PRODUCT DATA**

Order Code	142016A
Voltage	12V
Wattage	6W
Lumen Output	520Lm
CCT	3000K
CRI Rating	Ra≥80
Beam Angle	60°
Light Source	SMD Chips
Dimmable	No
Cap Type	GU5.3
Construction	Polycarbonate
Fitting Colour	White
PF	0.5
Net Weight (kg)	0.02
Lifetime L70B50	15,000 hours
Warranty	3 years



**SUMMARY**

The SupValue MR16 is a dimmable LED light globe with a GU5.3 cap, suitable for commercial or residential applications. Featuring a frosted finish, this globe has been engineered to provide longevity and high lumen efficacy. The SupValue MR16 LED globe is an energy saving alternative or replacement to traditional MR16 halogen globes. It can also be retrofitted to existing compatible sockets.



**PRODUCT DATA**

Order Code	142017A
Voltage	12V
Wattage	6W
Lumen Output	560Lm
CCT	4000K
CRI Rating	Ra≥80
Beam Angle	60°
Light Source	SMD Chips
Dimmable	No
Cap Type	GU5.3
Construction	Polycarbonate
Fitting Colour	White
PF	0.5
Net Weight (kg)	0.02
Lifetime L70B50	15,000 hours
Warranty	3 years



**SUMMARY**

The SupValue PAR38 is a dimmable LED light globe with a E27 cap, suitable for commercial or residential applications. Featuring a frosted finish, this globe has been engineered to provide longevity and high lumen efficacy. The SupValue MR16 LED globe is an energy saving alternative or replacement to traditional MR16 halogen globes. It can also be retrofitted to existing compatible sockets.



			<ul style="list-style-type: none"> <li>✓ <b>VEET</b> Approved</li> <li>✓ <b>IPART</b> Approved</li> </ul>
--	--	--	---

**PRODUCT DATA**

Order Code	252001
Voltage	220-240V
Wattage	16W
Lumen Output	1400Lm
CCT	3000K
IP Rating	IP65
CRI Rating	Ra≥80
Beam Angle	100°
Light Source	SMD Chips
Dimmable	No
Cap Type	E27
Construction	Polycarbonate
Fitting Colour	Grey
PF	0.9
Net Weight (kg)	0.20
Lifetime L70B50	30,000 hours
Warranty	3 years



**SUMMARY**

The SupValue PAR38 is a dimmable LED light globe with a E27 cap, suitable for commercial or residential applications. Featuring a frosted finish, this globe has been engineered to provide longevity and high lumen efficacy. The SupValue MR16 LED globe is an energy saving alternative or replacement to traditional MR16 halogen globes. It can also be retrofitted to existing compatible sockets.



			<ul style="list-style-type: none"> <li>✓ <b>VEET</b> Approved</li> <li>✓ <b>IPART</b> Approved</li> </ul>
--	--	--	---

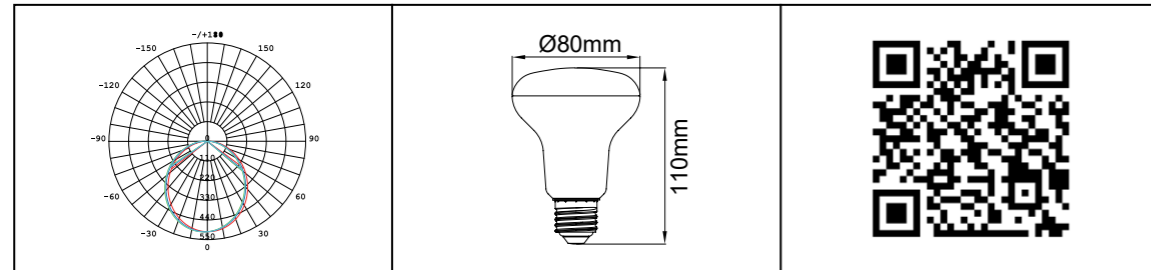
**PRODUCT DATA**

Order Code	252005
Voltage	220-240V
Wattage	16W
Lumen Output	1400Lm
CCT	5000K
IP Rating	IP65
CRI Rating	Ra≥80
Beam Angle	100°
Light Source	SMD Chips
Dimmable	No
Cap Type	E27
Construction	Polycarbonate
Fitting Colour	Grey
PF	0.9
Net Weight (kg)	0.20
Lifetime L70B50	30,000 hours
Warranty	3 years



**SUMMARY**

The SupValue R80 is an LED light globe that is suitable for commercial or residential applications. Featuring a frosted finish, this globe has been engineered to provide longevity and high lumen efficacy. The SupValue R80 globe is an energy saving alternative or replacement to traditional R80 incandescent or halogen globes. It can also be retrofitted to existing compatible sockets.



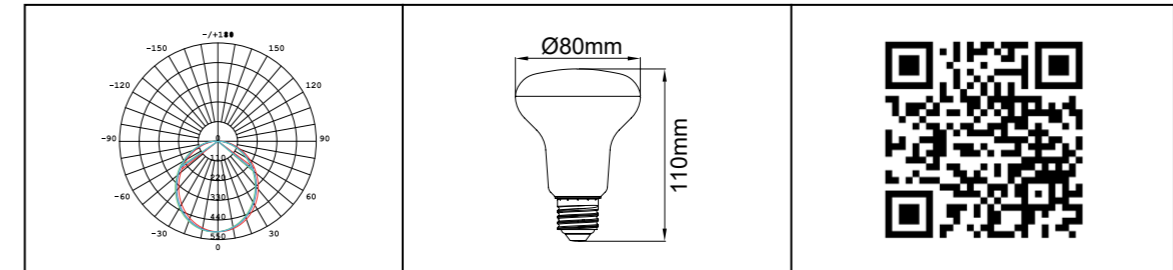
**PRODUCT DATA**

Order Code	162304
Voltage	220-240V
Wattage	9.3W
Lumen Output	840Lm
CCT	3000K
CRI Rating	Ra≥80
Beam Angle	100°
Light Source	SMD Chips
Dimmable	No
Cap Type	E27
Construction	Polycarbonate
Fitting Colour	White
PF	0.5
Net Weight (kg)	0.07
Lifetime L70B50	15,000 hours
Warranty	3 years



**SUMMARY**

The SupValue R80 is an LED light globe that is suitable for commercial or residential applications. Featuring a frosted finish, this globe has been engineered to provide longevity and high lumen efficacy. The SupValue R80 globe is an energy saving alternative or replacement to traditional R80 incandescent or halogen globes. It can also be retrofitted to existing compatible sockets.



**PRODUCT DATA**

Order Code	162604
Voltage	220-240V
Wattage	9.3W
Lumen Output	890Lm
CCT	6500K
CRI Rating	Ra≥80
Beam Angle	100°
Light Source	SMD Chips
Dimmable	No
Cap Type	E27
Construction	Polycarbonate
Fitting Colour	White
PF	0.5
Net Weight (kg)	0.07
Lifetime L70B50	15,000 hours
Warranty	3 years





**SUMMARY**

The SupValue PLC is an LED light globe that is suitable for commercial or residential applications. Featuring a frosted finish, this globe has been engineered to provide longevity and high lumen efficacy. The SupValue PLC LED globe is an energy saving alternative or replacement to traditional compact fluorescent tube-style globes. It can also be retrofitted to existing compatible sockets.



--	--	--	--

**PRODUCT DATA**

Order Code	162008
Voltage	220-240V
Wattage	8W
Lumen Output	675Lm
CCT	4000K
CRI Rating	Ra≥80
Beam Angle	130°
Light Source	SMD Chips
Dimmable	No
Cap Type	G24d (+-60°)
Construction	Polycarbonate
Fitting Colour	White
PF	0.9
Net Weight (kg)	0.02
Lifetime L70B50	25,000 hours
Warranty	3 years



**SUMMARY**

The SupValue PLC is an LED light globe that is suitable for commercial or residential applications. Featuring a frosted finish, this globe has been engineered to provide longevity and high lumen efficacy. The SupValue PLC LED globe is an energy saving alternative or replacement to traditional compact fluorescent tube-style globes. It can also be retrofitted to existing compatible sockets.



--	--	--	--

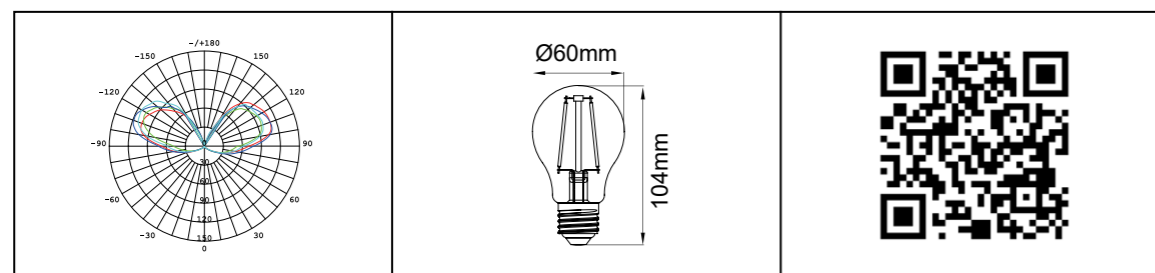
**PRODUCT DATA**

Order Code	162015
Voltage	220-240V
Wattage	12W
Lumen Output	1350Lm
CCT	4000K
CRI Rating	Ra≥80
Beam Angle	130°
Light Source	SMD Chips
Dimmable	No
Cap Type	G24d (+-120°)
Construction	Polycarbonate
Fitting Colour	White
PF	0.9
Net Weight (kg)	0.03
Lifetime L70B50	25,000 hours
Warranty	3 years



**SUMMARY**

The SupValue A60 filament globe is a modern interpretation on a vintage classic. Suitable for decorative applications in commercial or residential environments, this high quality LED globe is dimmable and features a clear glass housing. Engineered to provide longevity and high lumen efficacy, the SupValue A60 filament globe is an energy saving alternative to traditional incandescent and halogen light globes.



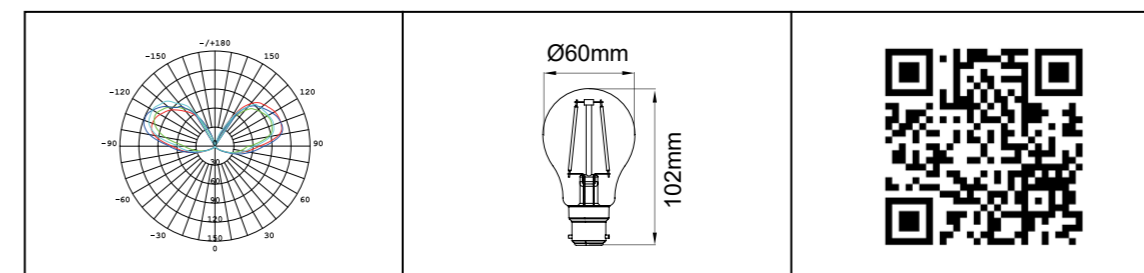
**PRODUCT DATA**

Order Code	112139A
Voltage	220-240V
Wattage	5.1W
Lumen Output	470Lm
CCT	2700K
CRI Rating	Ra≥80
Beam Angle	360°
Light Source	Filament
Lens	Clear
Dimmable	Yes. Leading or Trailing Edge, Universal (Refer to Compatibility List)
Cap Type	E27
Construction	Glass
PF	0.8
Net Weight (kg)	0.03
Lifetime L70B50	15,000 hours
Warranty	3 years



**SUMMARY**

The SupValue A60 filament globe is a modern interpretation on a vintage classic. Suitable for decorative applications in commercial or residential environments, this high quality LED globe is dimmable and features a clear glass housing. Engineered to provide longevity and high lumen efficacy, the SupValue A60 filament globe is an energy saving alternative to traditional incandescent and halogen light globes.



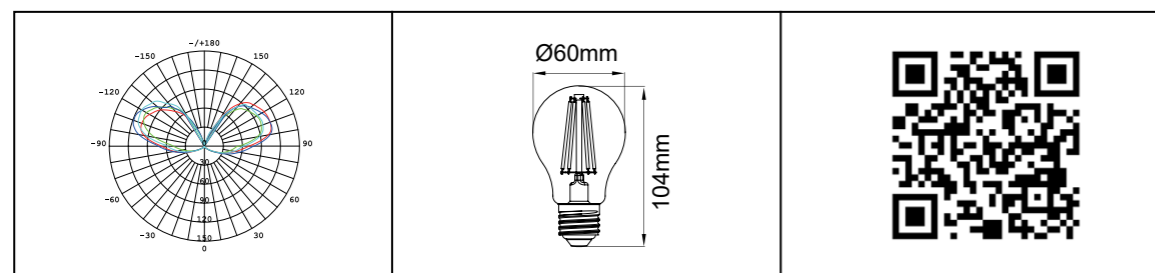
**PRODUCT DATA**

Order Code	112140A
Voltage	220-240V
Wattage	5.1W
Lumen Output	470Lm
CCT	2700K
CRI Rating	Ra≥80
Beam Angle	360°
Light Source	Filament
Lens	Clear
Dimmable	Yes. Leading or Trailing Edge, Universal (Refer to Compatibility List)
Cap Type	B22
Construction	Glass
PF	0.8
Net Weight (kg)	0.03
Lifetime L70B50	15,000 hours
Warranty	3 years



**SUMMARY**

The SupValue A60 filament globe is a modern interpretation on a vintage classic. Suitable for decorative applications in commercial or residential environments, this high quality LED globe is dimmable and features a clear glass housing. Engineered to provide longevity and high lumen efficacy, the SupValue A60 filament globe is an energy saving alternative to traditional incandescent and halogen light globes.



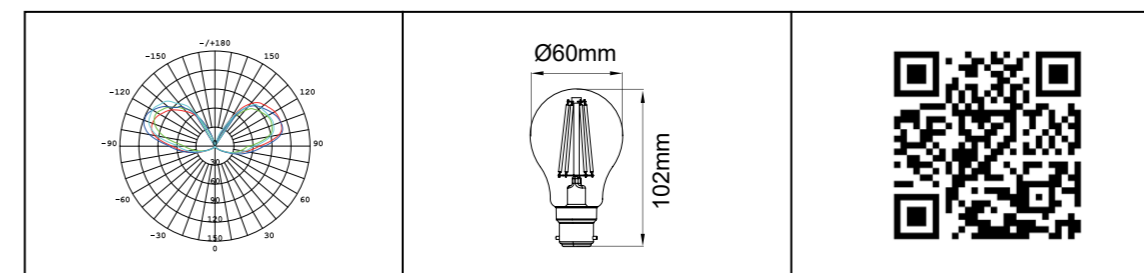
**PRODUCT DATA**

Order Code	112141
Voltage	220-240V
Wattage	8.3W
Lumen Output	810Lm
CCT	2700K
CRI Rating	Ra≥80
Beam Angle	360°
Light Source	Filament
Lens	Clear
Dimmable	Yes. Leading or Trailing Edge, Universal (Refer to Compatibility List)
Cap Type	E27
Construction	Glass
PF	0.8
Net Weight (kg)	0.03
Lifetime L70B50	15,000 hours
Warranty	3 years



**SUMMARY**

The SupValue A60 filament globe is a modern interpretation on a vintage classic. Suitable for decorative applications in commercial or residential environments, this high quality LED globe is dimmable and features a clear glass housing. Engineered to provide longevity and high lumen efficacy, the SupValue A60 filament globe is an energy saving alternative to traditional incandescent and halogen light globes.



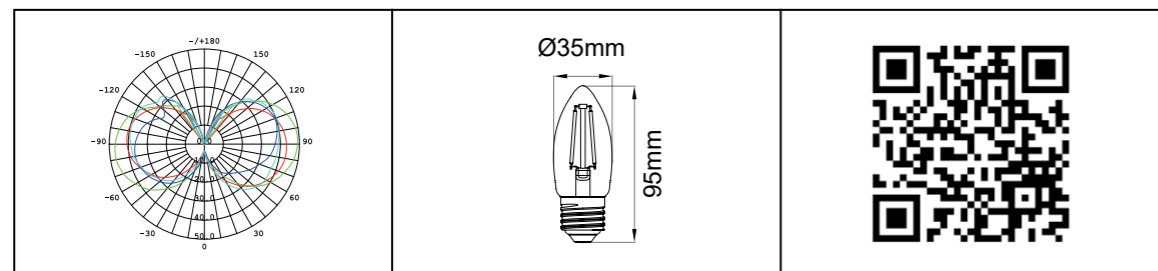
**PRODUCT DATA**

Order Code	112142
Voltage	220-240V
Wattage	8.3W
Lumen Output	810Lm
CCT	2700K
CRI Rating	Ra≥80
Beam Angle	360°
Light Source	Filament
Lens	Clear
Dimmable	Yes. Leading or Trailing Edge, Universal (Refer to Compatibility List)
Cap Type	B22
Construction	Glass
PF	0.8
Net Weight (kg)	0.03
Lifetime L70B50	15,000 hours
Warranty	3 years



**SUMMARY**

The SupValue Candle filament globe is a modern interpretation on a vintage classic. Suitable for decorative applications in commercial or residential environments, this high quality LED globe is dimmable and features a clear glass housing. Engineered to provide longevity and high lumen efficacy, the SupValue Candle filament globe is an energy saving alternative to traditional incandescent and halogen light globes.



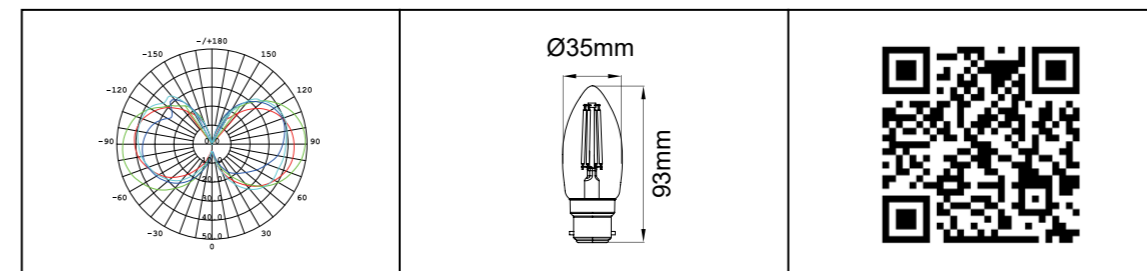
**PRODUCT DATA**

Order Code	122157
Voltage	220-240V
Wattage	4.8W
Lumen Output	470Lm
CCT	2700K
CRI Rating	Ra≥80
Beam Angle	360°
Light Source	Filament
Lens	Clear
Dimmable	Yes. Leading or Trailing Edge, Universal (Refer to Compatibility List)
Cap Type	E27
Construction	Glass
PF	0.8
Net Weight (kg)	0.02
Lifetime L70B50	15,000 hours
Warranty	3 years



**SUMMARY**

The SupValue Candle filament globe is a modern interpretation on a vintage classic. Suitable for decorative applications in commercial or residential environments, this high quality LED globe is dimmable and features a clear glass housing. Engineered to provide longevity and high lumen efficacy, the SupValue Candle filament globe is an energy saving alternative to traditional incandescent and halogen light globes.



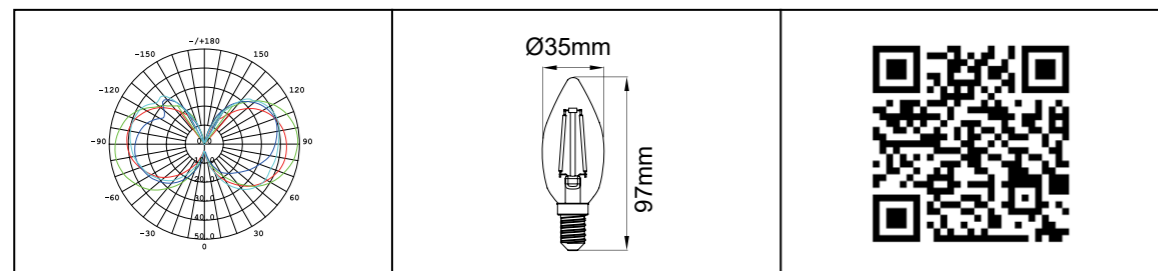
**PRODUCT DATA**

Order Code	122158A
Voltage	220-240V
Wattage	4.8W
Lumen Output	470Lm
CCT	2700K
CRI Rating	Ra≥80
Beam Angle	360°
Light Source	Filament
Lens	Clear
Dimmable	Yes. Leading or Trailing Edge, Universal (Refer to Compatibility List)
Cap Type	B22
Construction	Glass
PF	0.8
Net Weight (kg)	0.02
Lifetime L70B50	15,000 hours
Warranty	3 years



**SUMMARY**

The SupValue Candle filament globe is a modern interpretation on a vintage classic. Suitable for decorative applications in commercial or residential environments, this high quality LED globe is dimmable and features a clear glass housing. Engineered to provide longevity and high lumen efficacy, the SupValue Candle filament globe is an energy saving alternative to traditional incandescent and halogen light globes.



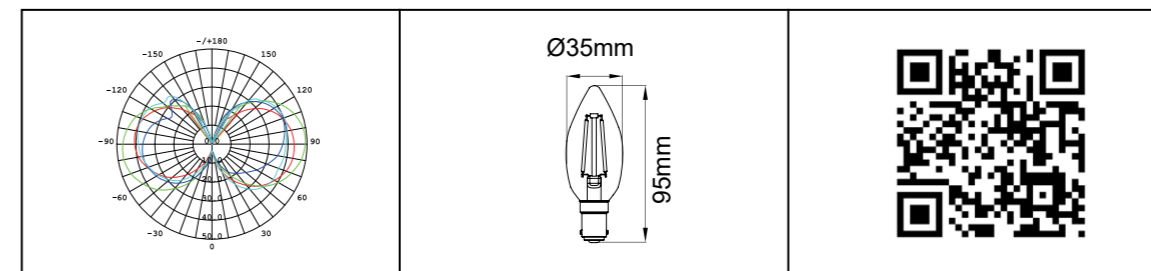
**PRODUCT DATA**

Order Code	122201A
Voltage	220-240V
Wattage	4.8W
Lumen Output	470Lm
CCT	2700K
CRI Rating	Ra≥80
Beam Angle	360°
Light Source	Filament
Lens	Clear
Dimmable	Yes. Leading or Trailing Edge, Universal (Refer to Compatibility List)
Cap Type	E14
Construction	Glass
PF	0.8
Net Weight (kg)	0.02
Lifetime L70B50	15,000 hours
Warranty	3 years



**SUMMARY**

The SupValue Candle filament globe is a modern interpretation on a vintage classic. Suitable for decorative applications in commercial or residential environments, this high quality LED globe is dimmable and features a clear glass housing. Engineered to provide longevity and high lumen efficacy, the SupValue Candle filament globe is an energy saving alternative to traditional incandescent and halogen light globes.



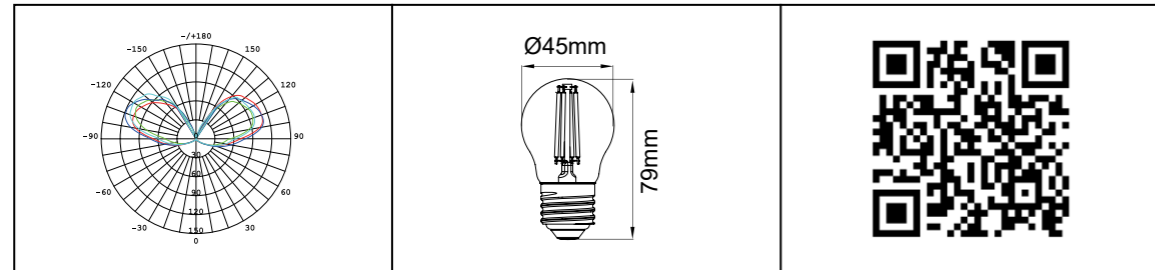
**PRODUCT DATA**

Order Code	122202A
Voltage	220-240V
Wattage	4.8W
Lumen Output	470Lm
CCT	2700K
CRI Rating	Ra≥80
Beam Angle	360°
Light Source	Filament
Lens	Clear
Dimmable	Yes. Leading or Trailing Edge, Universal (Refer to Compatibility List)
Cap Type	B15
Construction	Glass
PF	0.8
Net Weight (kg)	0.02
Lifetime L70B50	15,000 hours
Warranty	3 years



**SUMMARY**

The SupValue Mini is a high quality LED lamp ideal for commercial and residential applications. Engineered for high lumen efficacy, this vintage-style lamp is an energy efficient alternative to traditional incandescent globes. The SupValue Mini filament lamp is dimmable for individual preference or application requirements.



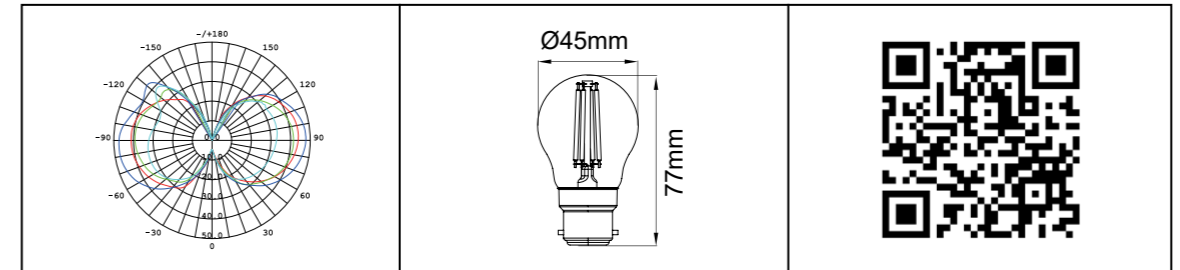
**PRODUCT DATA**

Order Code	132121A
Voltage	220-240V
Wattage	4.8W
Lumen Output	470Lm
CCT	2700K
CRI Rating	Ra≥80
Beam Angle	300°
Light Source	Filament
Lens	Clear
Dimmable	Yes. Leading or Trailing Edge, Universal (Refer to Compatibility List)
Cap Type	E27
Construction	Glass
PF	0.8
Net Weight (kg)	0.02
Lifetime L70B50	15,000 hours
Warranty	3 years



**SUMMARY**

The SupValue Mini is a high quality LED lamp ideal for commercial and residential applications. Engineered for high lumen efficacy, this vintage-style lamp is an energy efficient alternative to traditional incandescent globes. The SupValue Mini filament lamp is dimmable for individual preference or application requirements.



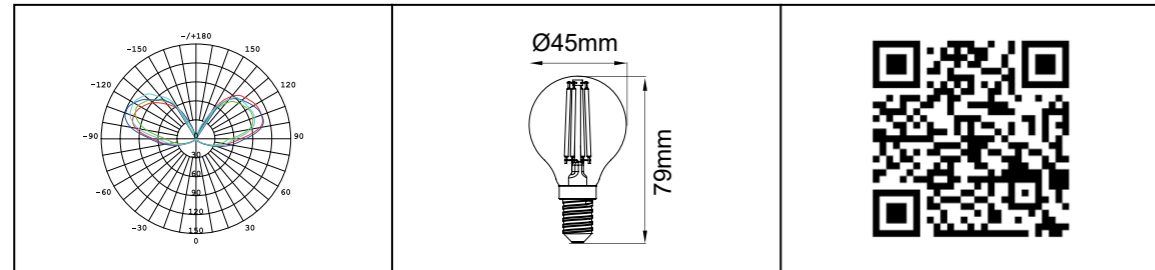
**PRODUCT DATA**

Order Code	132122A
Voltage	220-240V
Wattage	4.8W
Lumen Output	470Lm
CCT	2700K
CRI Rating	Ra≥80
Beam Angle	300°
Light Source	Filament
Lens	Clear
Dimmable	Yes. Leading or Trailing Edge, Universal (Refer to Compatibility List)
Cap Type	B22
Construction	Glass
PF	0.8
Net Weight (kg)	0.02
Lifetime L70B50	15,000 hours
Warranty	3 years



**SUMMARY**

The SupValue Mini is a high quality LED lamp ideal for commercial and residential applications. Engineered for high lumen efficacy, this vintage-style lamp is an energy efficient alternative to traditional incandescent globes. The SupValue Mini filament lamp is dimmable for individual preference or application requirements.



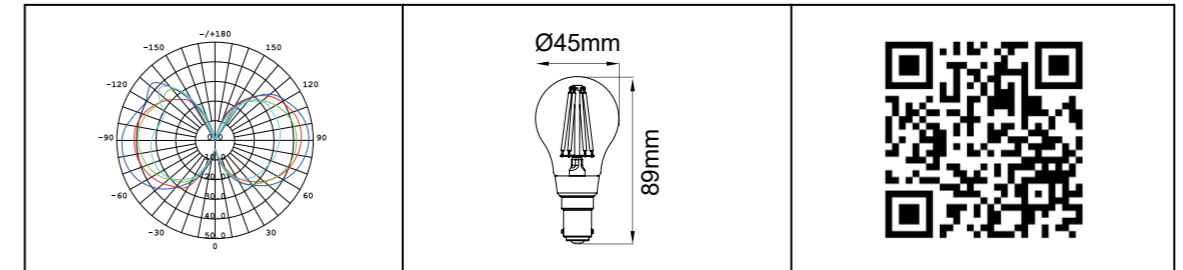
**PRODUCT DATA**

Order Code	132201A
Voltage	220-240V
Wattage	4.8W
Lumen Output	470Lm
CCT	2700K
CRI Rating	Ra≥80
Beam Angle	300°
Light Source	Filament
Lens	Clear
Dimmable	Yes. Leading or Trailing Edge, Universal (Refer to Compatibility List)
Cap Type	E14
Construction	Glass
PF	0.8
Net Weight (kg)	0.02
Lifetime L70B50	15,000 hours
Warranty	3 years



**SUMMARY**

The SupValue Mini is a high quality LED lamp ideal for commercial and residential applications. Engineered for high lumen efficacy, this vintage-style lamp is an energy efficient alternative to traditional incandescent globes. The SupValue Mini filament lamp is dimmable for individual preference or application requirements.



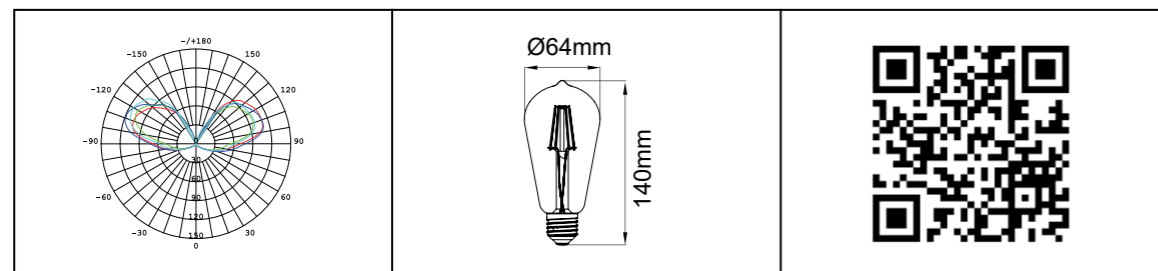
**PRODUCT DATA**

Order Code	132202
Voltage	220-240V
Wattage	3.6W
Lumen Output	470Lm
CCT	2700K
CRI Rating	Ra≥80
Beam Angle	300°
Light Source	Filament
Lens	Clear
Dimmable	Yes. Leading or Trailing Edge, Universal (Refer to Compatibility List)
Cap Type	B15
Construction	Glass
PF	0.8
Net Weight (kg)	0.02
Lifetime L70B50	15,000 hours
Warranty	3 years



**SUMMARY**

The SupValue ST64 filament globe is a modern interpretation on a vintage classic. Suitable for decorative applications in commercial or residential environments, this high quality LED globe features a clear glass housing in a retro Edwardian design. Engineered to provide longevity and high lumen efficacy, the SupValue ST64 filament globe is an energy saving alternative to traditional incandescent and halogen light globes.



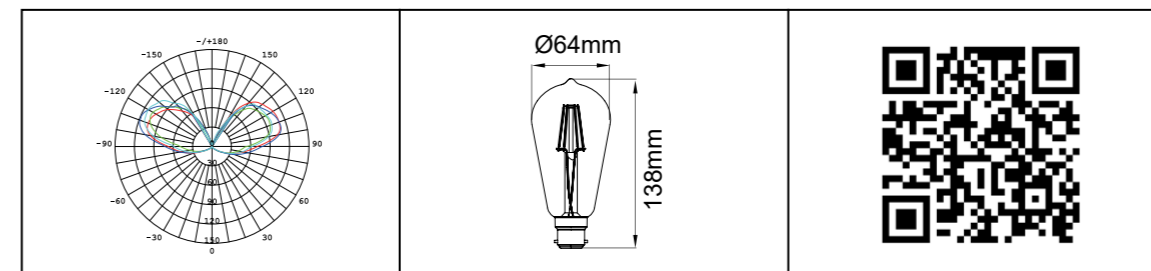
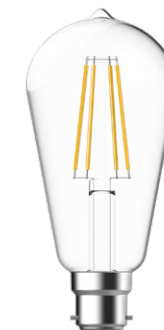
**PRODUCT DATA**

Order Code	163122
Voltage	220-240V
Wattage	7.5W
Lumen Output	806Lm
CCT	2700K
CRI Rating	Ra≥80
Beam Angle	360°
Light Source	Filament
Lens	Clear
Dimmable	Yes. Leading or Trailing Edge, Universal (Refer to Dimmer Compatibility List)
Cap Type	E27
Construction	Glass
PF	0.8
Net Weight (kg)	0.04
Lifetime L70B50	15,000 hours
Warranty	3 years



**SUMMARY**

The SupValue ST64 filament globe is a modern interpretation on a vintage classic. Suitable for decorative applications in commercial or residential environments, this high quality LED globe features a clear glass housing in a retro Edwardian design. Engineered to provide longevity and high lumen efficacy, the SupValue ST64 filament globe is an energy saving alternative to traditional incandescent and halogen light globes.



**PRODUCT DATA**

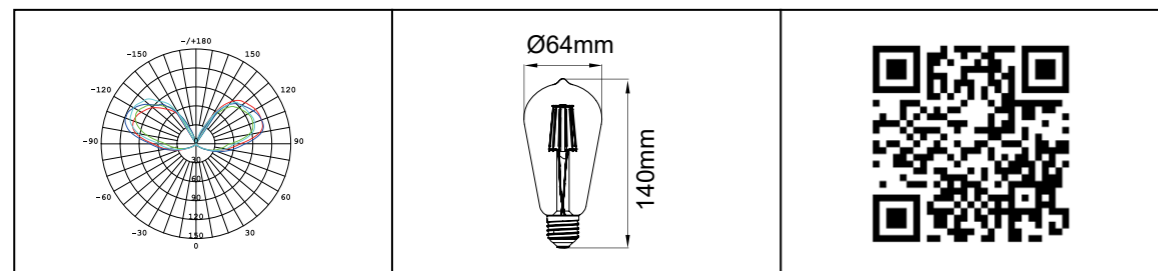
Order Code	163132
Voltage	220-240V
Wattage	7.5W
Lumen Output	806Lm
CCT	2700K
CRI Rating	Ra≥80
Beam Angle	360°
Light Source	Filament
Lens	Clear
Dimmable	Yes. Leading or Trailing Edge, Universal (Refer to Dimmer Compatibility List)
Cap Type	B22
Construction	Glass
PF	0.8
Net Weight (kg)	0.04
Lifetime L70B50	15,000 hours
Warranty	3 years





**SUMMARY**

The SupValue ST64 filament globe is a modern interpretation on a vintage classic. Suitable for decorative applications in commercial or residential environments, this high quality LED globe features a clear glass housing in a retro Edwardian design. Engineered to provide longevity and high lumen efficacy, the SupValue ST64 filament globe is an energy saving alternative to traditional incandescent and halogen light globes.



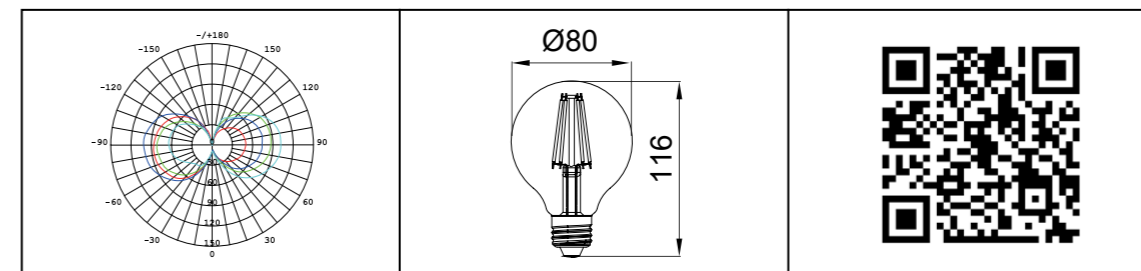
**PRODUCT DATA**

Order Code	162203
Voltage	220-240V
Wattage	7.5W
Lumen Output	810Lm
CCT	2700K
CRI Rating	Ra≥80
Beam Angle	300°
Light Source	Filament
Lens	Clear
Dimmable	No
Cap Type	E27
Construction	Glass
PF	0.5
Net Weight (kg)	0.05
Lifetime L70B50	15,000 hours
Warranty	3 years



**SUMMARY**

The SupValue G80 filament globe is a modern interpretation on a vintage classic. Suitable for decorative applications in commercial or residential environments, this high quality LED globe is dimmable and features a clear glass housing. Engineered to provide longevity and high lumen efficacy, the SupValue G80 filament globe is an energy saving alternative to traditional incandescent and halogen light globes.



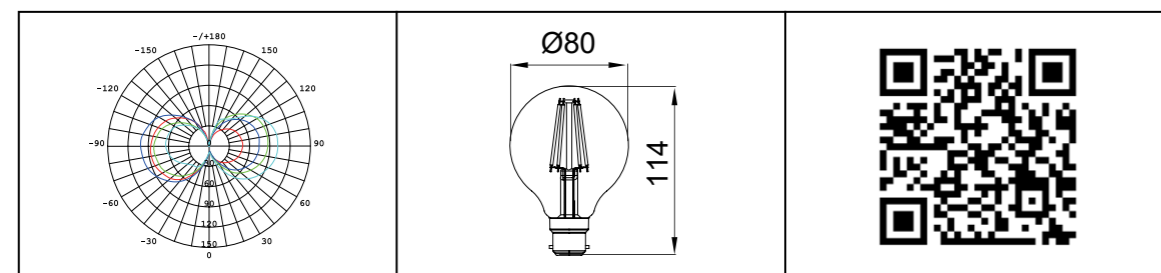
**PRODUCT DATA**

Order Code	163142
Voltage	220-240V
Wattage	7.5W
Lumen Output	806Lm
CCT	2700K
CRI Rating	Ra≥80
Beam Angle	360°
Light Source	Filament
Lens	Clear
Dimmable	Yes. Leading or Trailing Edge, Universal (Refer to Dimmer Compatibility List)
Cap Type	E27
Construction	Glass
PF	0.8
Net Weight (kg)	0.05
Lifetime L70B50	15,000 hours
Warranty	3 years



**SUMMARY**

The SupValue G80 filament globe is a modern interpretation on a vintage classic. Suitable for decorative applications in commercial or residential environments, this high quality LED globe is dimmable and features a clear glass housing. Engineered to provide longevity and high lumen efficacy, the SupValue G80 filament globe is an energy saving alternative to traditional incandescent and halogen light globes.



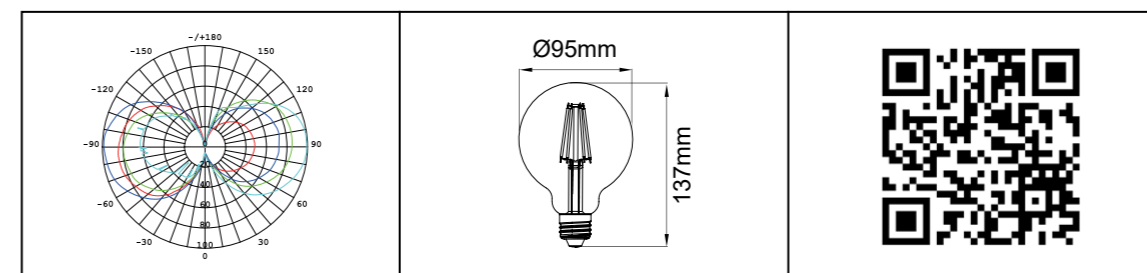
**PRODUCT DATA**

Order Code	163152
Voltage	220-240V
Wattage	7.5W
Lumen Output	806Lm
CCT	2700K
CRI Rating	Ra≥80
Beam Angle	360°
Light Source	Filament
Lens	Clear
Dimmable	Yes. Leading or Trailing Edge, Universal (Refer to Dimmer Compatibility List)
Cap Type	B22
Construction	Glass
PF	0.8
Net Weight (kg)	0.05
Lifetime L70B50	15,000 hours
Warranty	3 years



**SUMMARY**

The SupValue G95 filament globe is a modern interpretation on a vintage classic. Suitable for decorative applications in commercial or residential environments, this high quality LED globe is dimmable and features a clear glass housing. Engineered to provide longevity and high lumen efficacy, the SupValue G95 filament globe is an energy saving alternative to traditional incandescent and halogen light globes.



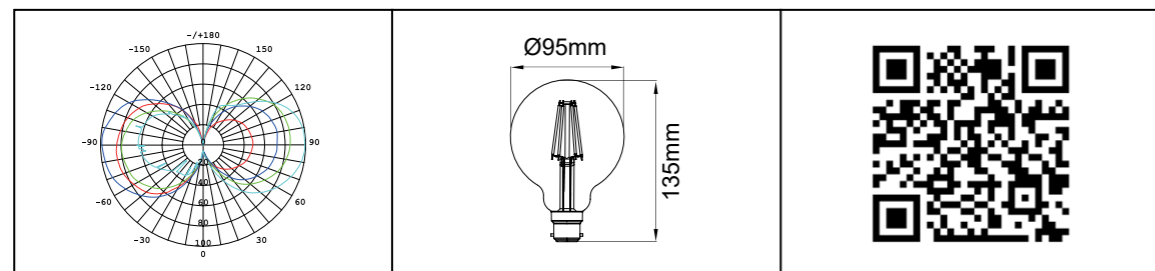
**PRODUCT DATA**

Order Code	163082
Voltage	220-240V
Wattage	7.5W
Lumen Output	806Lm
CCT	2700K
CRI Rating	Ra≥80
Beam Angle	360°
Light Source	Filament
Lens	Clear
Dimmable	Yes. Leading or Trailing Edge, Universal (Refer to Dimmer Compatibility List)
Cap Type	E27
Construction	Glass
PF	0.8
Net Weight (kg)	0.05
Lifetime L70B50	15,000 hours
Warranty	3 years



**SUMMARY**

The SupValue G95 filament globe is a modern interpretation on a vintage classic. Suitable for decorative applications in commercial or residential environments, this high quality LED globe is dimmable and features a clear glass housing. Engineered to provide longevity and high lumen efficacy, the SupValue G95 filament globe is an energy saving alternative to traditional incandescent and halogen light globes.



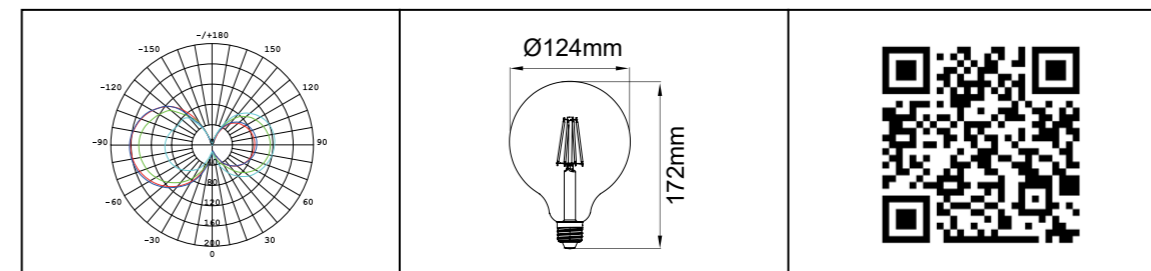
**PRODUCT DATA**

Order Code	163092
Voltage	220-240V
Wattage	7.5W
Lumen Output	806Lm
CCT	2700K
CRI Rating	Ra≥80
Beam Angle	360°
Light Source	Filament
Lens	Clear
Dimmable	Yes. Leading or Trailing Edge, Universal (Refer to Dimmer Compatibility List)
Cap Type	B22
Construction	Glass
PF	0.8
Net Weight (kg)	0.05
Lifetime L70B50	15,000 hours
Warranty	3 years



**SUMMARY**

The SupValue G125 filament globe is a modern interpretation on a vintage classic. Suitable for decorative applications in commercial or residential environments, this high quality LED globe is dimmable and features a clear glass housing. Engineered to provide longevity and high lumen efficacy, the SupValue G125 filament globe is an energy saving alternative to traditional incandescent and halogen light globes.



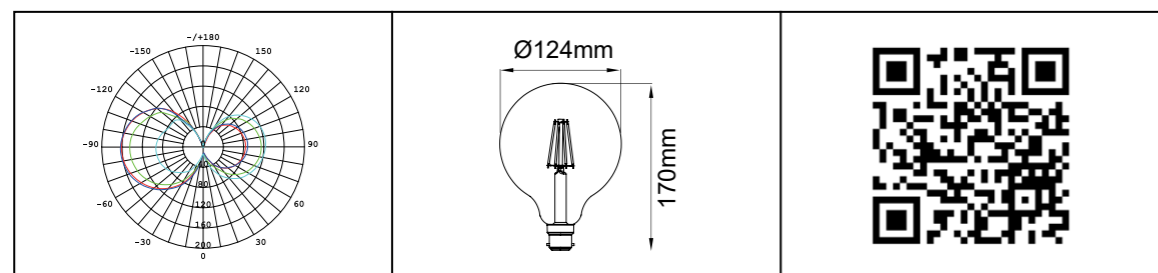
**PRODUCT DATA**

Order Code	163102
Voltage	220-240V
Wattage	8.6W
Lumen Output	1055Lm
CCT	2700K
CRI Rating	Ra≥80
Beam Angle	360°
Light Source	Filament
Lens	Clear
Dimmable	Yes. Leading or Trailing Edge, Universal (Refer to Dimmer Compatibility List)
Cap Type	E27
Construction	Glass
PF	0.8
Net Weight (kg)	0.10
Lifetime L70B50	15,000 hours
Warranty	3 years



**SUMMARY**

The SupValue G125 filament globe is a modern interpretation on a vintage classic. Suitable for decorative applications in commercial or residential environments, this high quality LED globe is dimmable and features a clear glass housing. Engineered to provide longevity and high lumen efficacy, the SupValue G125 filament globe is an energy saving alternative to traditional incandescent and halogen light globes.



**PRODUCT DATA**

Order Code	163112
Voltage	220-240V
Wattage	8.6W
Lumen Output	1055Lm
CCT	2700K
CRI Rating	Ra≥80
Beam Angle	360°
Light Source	Filament
Lens	Clear
Dimmable	Yes. Leading or Trailing Edge, Universal (Refer to Dimmer Compatibility List)
Cap Type	B22
Construction	Glass
PF	0.8
Net Weight (kg)	0.10
Lifetime L70B50	15,000 hours
Warranty	3 years



# CATEGORY OVERVIEW

## LAMPS TUBES



**SupValue T8**  
G13 PC Tube (2ft)  
4000K / 9W / 920Lm  
P. 410



**SupValue T8**  
G13 PC Tube (2ft)  
6500K / 9W / 920Lm  
P. 411



**SupValue T8**  
G13 PC Tube (4ft)  
4000K / 20W / 2100Lm  
P. 412



**SupValue T8**  
G13 PC Tube (4ft)  
6500K / 20W / 2100Lm  
P. 413



**SupValue T8**  
G13 Glass Tube (4ft)  
4000K / 20W / 2100Lm  
P. 422



**SupValue T8**  
G13 Glass Tube (5ft)  
4000K / 27W / 2700Lm  
P. 423



**SupValue T8**  
G13 Glass Tube (5ft)  
6500K / 27W / 2700Lm  
P. 424



**SupValue T5**  
G5 Glass Tube (4ft)  
4000K / 16W / 2400Lm  
P. 425



**SupValue T8**  
G13 PC Tube (5ft)  
4000K / 27W / 2700Lm  
P. 414



**SupValue T8**  
G13 PC Tube (5ft)  
6500K / 27W / 2700Lm  
P. 415



**SupValue T8**  
G13 Safety Glass Tube (2ft)  
4000K / 9W / 920Lm  
P. 416



**SupValue T8**  
G13 Safety Glass Tube (2ft)  
6500K / 9W / 920Lm  
P. 417



**SupValue T5**  
G5 Glass Tube (4ft)  
5000K / 16W / 2400Lm  
P. 426



**SupValue T8**  
G13 Safety Glass Tube (4ft)  
4000K / 20W / 2100Lm  
P. 418



**SupValue T8**  
G13 Safety Glass Tube (4ft)  
6500K / 20W / 2100Lm  
P. 419



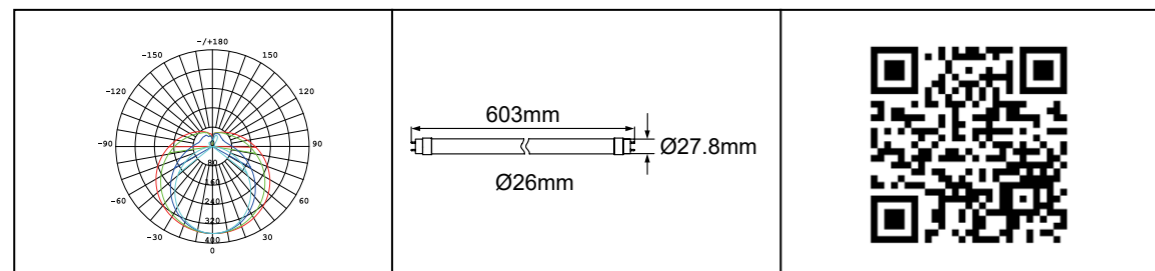
**SupValue T8**  
G13 Safety Glass Tube (5ft)  
4000K / 27W / 2700Lm  
P. 420



**SupValue T8**  
G13 Safety Glass Tube (5ft)  
6500K / 27W / 2700Lm  
P. 421

**SUMMARY**

The SupValue T8 polycarbonate tube is suitable for industrial and commercial applications, including food preparation areas. Featuring an opal polycarbonate diffuser and rotary cap, it has been engineered to deliver high lumen efficacy. This LED tube is an energy saving alternative or replacement to traditional fluorescent tubes.



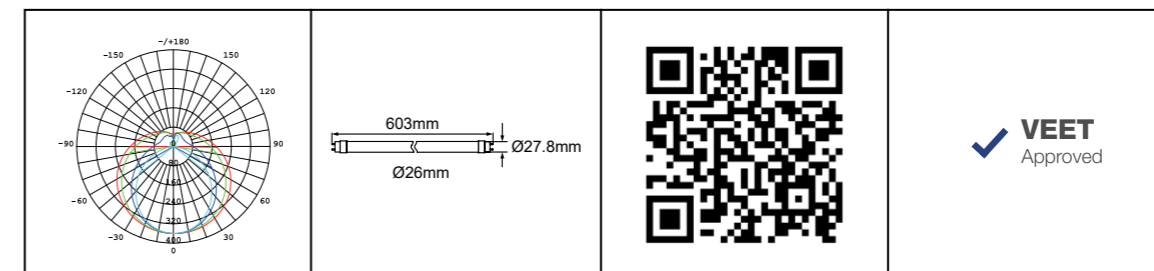
**PRODUCT DATA**

Order Code	152001
Voltage	220-240V
Wattage	9W
Lumen Output	920Lm
CCT	4000K
CRI Rating	Ra≥80
Beam Angle	180°
Light Source	SMD Chips
Dimmable	No
Cap Type	G13 Rotary
Construction	Polycarbonate
Fitting Colour	White
PF	0.9
Net Weight (kg)	0.10
Lifetime L70B50	30,000 hours
Warranty	5 years



**SUMMARY**

The SupValue T8 polycarbonate tube is suitable for industrial and commercial applications, including food preparation areas. Featuring an opal polycarbonate diffuser and rotary cap, it has been engineered to deliver high lumen efficacy. This LED tube is an energy saving alternative or replacement to traditional fluorescent tubes.



**PRODUCT DATA**

Order Code	152002B
Voltage	220-240V
Wattage	9W
Lumen Output	920Lm
CCT	6500K
CRI Rating	Ra≥80
Beam Angle	180°
Light Source	SMD Chips
Dimmable	No
Cap Type	G13 Rotary
Construction	Polycarbonate
Fitting Colour	White
PF	0.9
Net Weight (kg)	0.10
Lifetime L70B50	30,000 hours
Warranty	5 years



**SUMMARY**

The SupValue T8 polycarbonate tube is suitable for industrial and commercial applications, including food preparation areas. Featuring an opal polycarbonate diffuser and rotary cap, it has been engineered to deliver high lumen efficacy. This LED tube is an energy saving alternative or replacement to traditional fluorescent tubes.



--	--	--	--

**PRODUCT DATA**

Order Code	152005A
Voltage	220-240V
Wattage	20W
Lumen Output	2100Lm
CCT	4000K
CRI Rating	Ra≥80
Beam Angle	180°
Light Source	SMD Chips
Dimmable	No
Cap Type	G13 Rotary
Construction	Polycarbonate
Fitting Colour	White
PF	0.9
Net Weight (kg)	0.18
Lifetime L70B50	30,000 hours
Warranty	5 years



**SUMMARY**

The SupValue T8 polycarbonate tube is suitable for industrial and commercial applications, including food preparation areas. Featuring an opal polycarbonate diffuser and rotary cap, it has been engineered to deliver high lumen efficacy. This LED tube is an energy saving alternative or replacement to traditional fluorescent tubes.



--	--	--	--

**PRODUCT DATA**

Order Code	152006B
Voltage	220-240V
Wattage	20W
Lumen Output	2100Lm
CCT	6500K
CRI Rating	Ra≥80
Beam Angle	180°
Light Source	SMD Chips
Dimmable	No
Cap Type	G13 Rotary
Construction	Polycarbonate
Fitting Colour	White
PF	0.9
Net Weight (kg)	0.18
Lifetime L70B50	30,000 hours
Warranty	5 years



**SUMMARY**

The SupValue T8 polycarbonate tube is suitable for industrial and commercial applications, including food preparation areas. Featuring an opal polycarbonate diffuser and rotary cap, it has been engineered to deliver high lumen efficacy. This LED tube is an energy saving alternative or replacement to traditional fluorescent tubes.



--	--	--	--

**PRODUCT DATA**

Order Code	152007B
Voltage	220-240V
Wattage	27W
Lumen Output	2700Lm
CCT	4000K
CRI Rating	Ra≥80
Beam Angle	165°
Light Source	SMD Chips
Dimmable	No
Cap Type	G13 Rotary
Construction	Polycarbonate
Fitting Colour	White
PF	0.9
Net Weight (kg)	0.22
Lifetime L70B50	30,000 hours
Warranty	5 years



**SUMMARY**

The SupValue T8 polycarbonate tube is suitable for industrial and commercial applications, including food preparation areas. Featuring an opal polycarbonate diffuser and rotary cap, it has been engineered to deliver high lumen efficacy. This LED tube is an energy saving alternative or replacement to traditional fluorescent tubes.



--	--	--	--

**PRODUCT DATA**

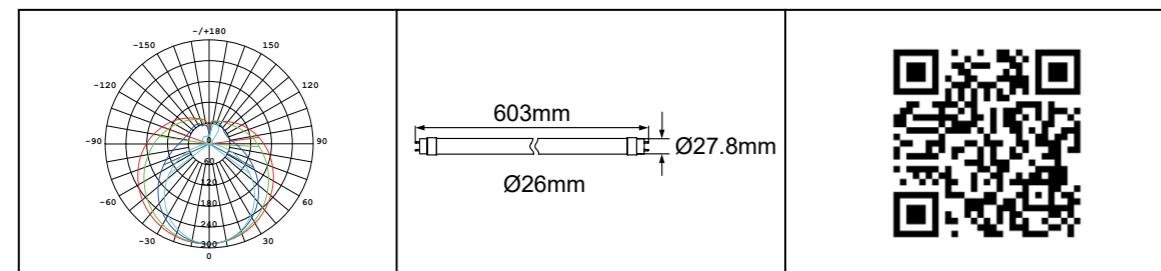
Order Code	152008B
Voltage	220-240V
Wattage	27W
Lumen Output	2700Lm
CCT	6500K
CRI Rating	Ra≥80
Beam Angle	165°
Light Source	SMD Chips
Dimmable	No
Cap Type	G13 Rotary
Construction	Polycarbonate
Fitting Colour	White
PF	0.9
Net Weight (kg)	0.22
Lifetime L70B50	30,000 hours
Warranty	5 years





**SUMMARY**

The SupValue T8 Safety Glass tube has been engineered to deliver safety and high lumen efficacy. Ideal for any application, it features an opal glass diffuser enclosed in an innovative shatterproof sleeve to aid in the retention of glass fragments in the event of accidental lamp breakage. This significantly enhances safety by reducing glass splinters being widely dispersed, protecting occupants and minimising clean-up. The SupValue T8 Safety Glass Tube is an energy-saving alternative or replacement to traditional fluorescent tubes.



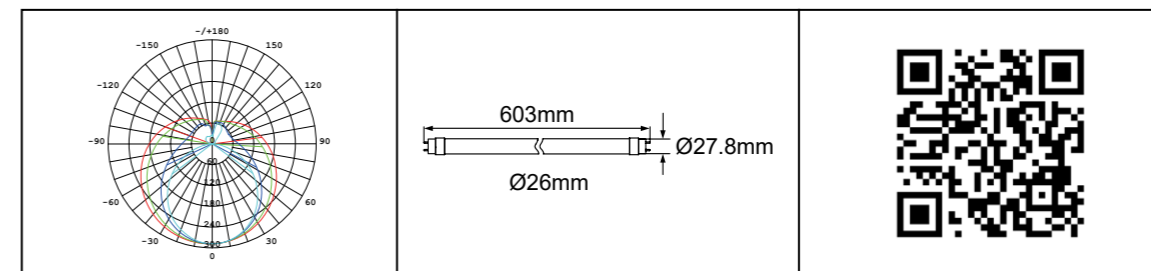
**PRODUCT DATA**

Order Code	154094
Voltage	220-240V
Wattage	9W
Lumen Output	920Lm
CCT	4000K
CRI Rating	Ra≥80
Beam Angle	230°
Light Source	SMD Chips
Dimmable	No
Cap Type	G13 Fixed
Construction	Opal glass diffuser / Shatterproof coating
Fitting Colour	White
PF	0.9
Net Weight (kg)	0.11
Lifetime L70B50	30,000 hours
Warranty	5 years



**SUMMARY**

The SupValue T8 Safety Glass tube has been engineered to deliver safety and high lumen efficacy. Ideal for any application, it features an opal glass diffuser enclosed in an innovative shatterproof sleeve to aid in the retention of glass fragments in the event of accidental lamp breakage. This significantly enhances safety by reducing glass splinters being widely dispersed, protecting occupants and minimising clean-up. The SupValue T8 Safety Glass Tube is an energy-saving alternative or replacement to traditional fluorescent tubes.



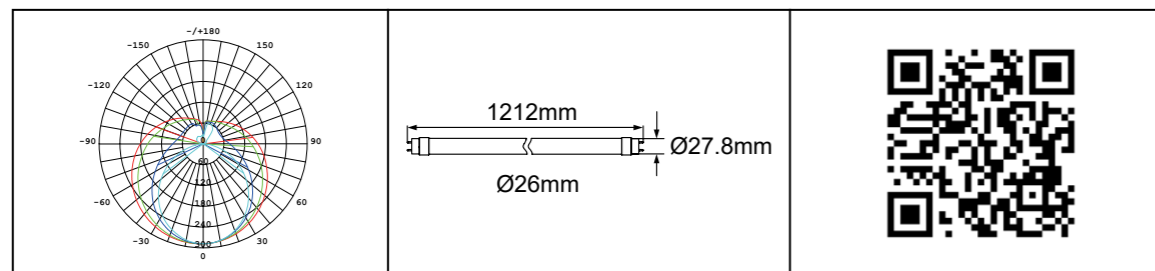
**PRODUCT DATA**

Order Code	154096
Voltage	220-240V
Wattage	9W
Lumen Output	920Lm
CCT	6500K
CRI Rating	Ra≥80
Beam Angle	230°
Light Source	SMD Chips
Dimmable	No
Cap Type	G13 Fixed
Construction	Opal glass diffuser / Shatterproof coating
Fitting Colour	White
PF	0.9
Net Weight (kg)	0.11
Lifetime L70B50	30,000 hours
Warranty	5 years



**SUMMARY**

The SupValue T8 Safety Glass tube has been engineered to deliver safety and high lumen efficacy. Ideal for any application, it features an opal glass diffuser enclosed in an innovative shatterproof sleeve to aid in the retention of glass fragments in the event of accidental lamp breakage. This significantly enhances safety by reducing glass splinters being widely dispersed, protecting occupants and minimising clean-up. The SupValue T8 Safety Glass Tube is an energy-saving alternative or replacement to traditional fluorescent tubes.



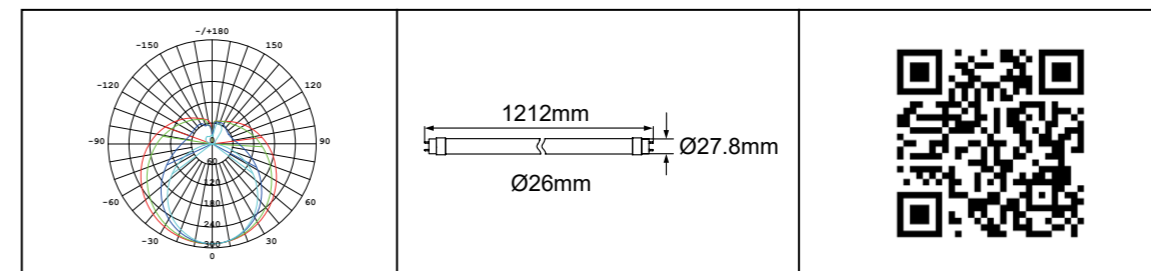
**PRODUCT DATA**

Order Code	154114
Voltage	220-240V
Wattage	20W
Lumen Output	2100Lm
CCT	4000K
CRI Rating	Ra≥80
Beam Angle	230°
Light Source	SMD Chips
Dimmable	No
Cap Type	G13 Fixed
Construction	Opal glass diffuser / Shatterproof coating
Fitting Colour	White
PF	0.9
Net Weight (kg)	0.19
Lifetime L70B50	30,000 hours
Warranty	5 years



**SUMMARY**

The SupValue T8 Safety Glass tube has been engineered to deliver safety and high lumen efficacy. Ideal for any application, it features an opal glass diffuser enclosed in an innovative shatterproof sleeve to aid in the retention of glass fragments in the event of accidental lamp breakage. This significantly enhances safety by reducing glass splinters being widely dispersed, protecting occupants and minimising clean-up. The SupValue T8 Safety Glass Tube is an energy-saving alternative or replacement to traditional fluorescent tubes.



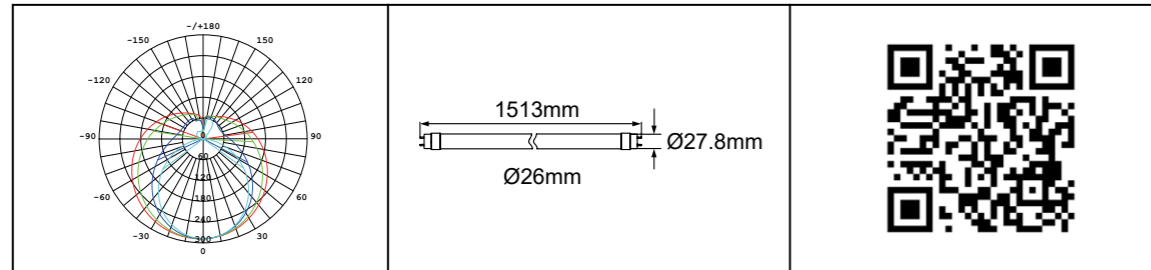
**PRODUCT DATA**

Order Code	154116
Voltage	220-240V
Wattage	20W
Lumen Output	2100Lm
CCT	6500K
CRI Rating	Ra≥80
Beam Angle	230°
Light Source	SMD Chips
Dimmable	No
Cap Type	G13 Fixed
Construction	Opal glass diffuser / Shatterproof coating
Fitting Colour	White
PF	0.9
Net Weight (kg)	0.19
Lifetime L70B50	30,000 hours
Warranty	5 years



**SUMMARY**

The SupValue T8 Safety Glass tube has been engineered to deliver safety and high lumen efficacy. Ideal for any application, it features an opal glass diffuser enclosed in an innovative shatterproof sleeve to aid in the retention of glass fragments in the event of accidental lamp breakage. This significantly enhances safety by reducing glass splinters being widely dispersed, protecting occupants and minimising clean-up. The SupValue T8 Safety Glass Tube is an energy-saving alternative or replacement to traditional fluorescent tubes.



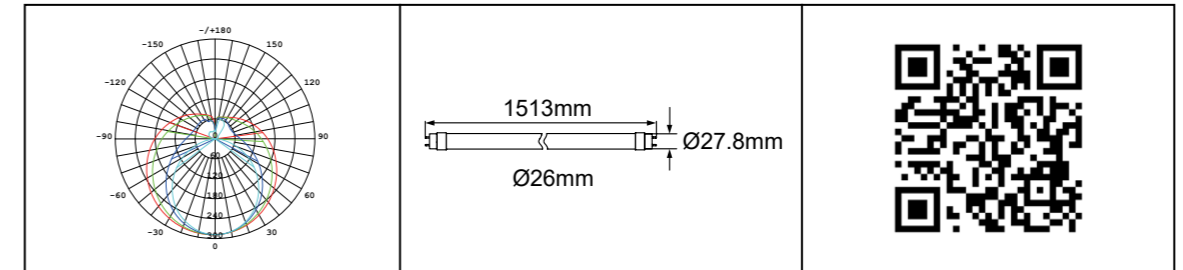
**PRODUCT DATA**

Order Code	154124
Voltage	220-240V
Wattage	27W
Lumen Output	2700Lm
CCT	4000K
CRI Rating	Ra≥80
Beam Angle	230°
Light Source	SMD Chips
Dimmable	No
Cap Type	G13 Fixed
Construction	Opal glass diffuser / Shatterproof coating
Fitting Colour	White
PF	0.9
Net Weight (kg)	0.23
Lifetime L70B50	30,000 hours
Warranty	5 years



**SUMMARY**

The SupValue T8 Safety Glass tube has been engineered to deliver safety and high lumen efficacy. Ideal for any application, it features an opal glass diffuser enclosed in an innovative shatterproof sleeve to aid in the retention of glass fragments in the event of accidental lamp breakage. This significantly enhances safety by reducing glass splinters being widely dispersed, protecting occupants and minimising clean-up. The SupValue T8 Safety Glass Tube is an energy-saving alternative or replacement to traditional fluorescent tubes.



**PRODUCT DATA**

Order Code	154126
Voltage	220-240V
Wattage	27W
Lumen Output	2700Lm
CCT	6500K
CRI Rating	Ra≥80
Beam Angle	230°
Light Source	SMD Chips
Dimmable	No
Cap Type	G13 Fixed
Construction	Opal glass diffuser / Shatterproof coating
Fitting Colour	White
PF	0.9
Net Weight (kg)	0.23
Lifetime L70B50	30,000 hours
Warranty	5 years



**SUMMARY**

The SupValue T8 Glass tube is suitable for industrial and commercial applications. Featuring an opal glass diffuser, it has been engineered to deliver high lumen efficacy. This LED tube is an energy saving alternative or replacement to traditional fluorescent tubes.



--	--	--	--

**PRODUCT DATA**

Order Code	152405A
Voltage	220-240V
Wattage	20W
Lumen Output	2100Lm
CCT	4000K
CRI Rating	Ra≥80
Beam Angle	230°
Light Source	SMD Chips
Dimmable	No
Cap Type	G13 Fixed
Construction	Glass
Fitting Colour	White
PF	0.9
Net Weight (kg)	0.19
Lifetime L70B50	30,000 hours
Warranty	5 years



**SUMMARY**

The SupValue T8 Glass tube is suitable for industrial and commercial applications. Featuring an opal glass diffuser, it has been engineered to deliver high lumen efficacy. This LED tube is an energy saving alternative or replacement to traditional fluorescent tubes.



--	--	--	--

**PRODUCT DATA**

Order Code	152407A
Voltage	220-240V
Wattage	27W
Lumen Output	2700Lm
CCT	4000K
CRI Rating	Ra≥80
Beam Angle	230°
Light Source	SMD Chips
Dimmable	No
Cap Type	G13 Fixed
Construction	Glass
Fitting Colour	White
PF	0.9
Net Weight (kg)	0.23
Lifetime L70B50	30,000 hours
Warranty	5 years



**SUMMARY**

The SupValue T8 Glass tube is suitable for industrial and commercial applications. Featuring an opal glass diffuser, it has been engineered to deliver high lumen efficacy. This LED tube is an energy saving alternative or replacement to traditional fluorescent tubes.



--	--	--	--

**PRODUCT DATA**

Order Code	152607A
Voltage	220-240V
Wattage	27W
Lumen Output	2700Lm
CCT	6500K
CRI Rating	Ra≥80
Beam Angle	230°
Light Source	SMD Chips
Dimmable	No
Cap Type	G13 Fixed
Construction	Glass
Fitting Colour	White
PF	0.9
Net Weight (kg)	0.23
Lifetime L70B50	30,000 hours
Warranty	5 years



**SUMMARY**

The SupValue T5 Glass tube is suitable for industrial and commercial applications. Featuring an opal glass diffuser, it has been engineered to deliver high lumen efficacy. This LED tube is an energy saving alternative or replacement to traditional fluorescent tubes.



--	--	--	--

**PRODUCT DATA**

Order Code	363054
Voltage	220-240V
Wattage	16W
Lumen Output	2400Lm
CCT	4000K
CRI Rating	Ra≥80
Beam Angle	230°
Light Source	SMD Chips
Dimmable	No
Cap Type	G5
Construction	Glass
Fitting Colour	White
PF	0.9
Net Weight (kg)	0.14
Lifetime L70B50	50,000 hours
Warranty	5 years



**SUMMARY**

The SupValue T5 Glass tube is suitable for industrial and commercial applications. Featuring an opal glass diffuser, it has been engineered to deliver high lumen efficacy. This LED tube is an energy saving alternative or replacement to traditional fluorescent tubes.



--	--	--	--

**PRODUCT DATA**

Order Code	363055
Voltage	220-240V
Wattage	16W
Lumen Output	2400Lm
CCT	5000K
CRI Rating	Ra≥80
Beam Angle	230°
Light Source	SMD Chips
Dimmable	No
Cap Type	G5
Construction	Glass
Fitting Colour	White
PF	0.9
Net Weight (kg)	0.14
Lifetime L70B50	50,000 hours
Warranty	5 years



## CATEGORY OVERVIEW

### PORTABLE LIGHTING

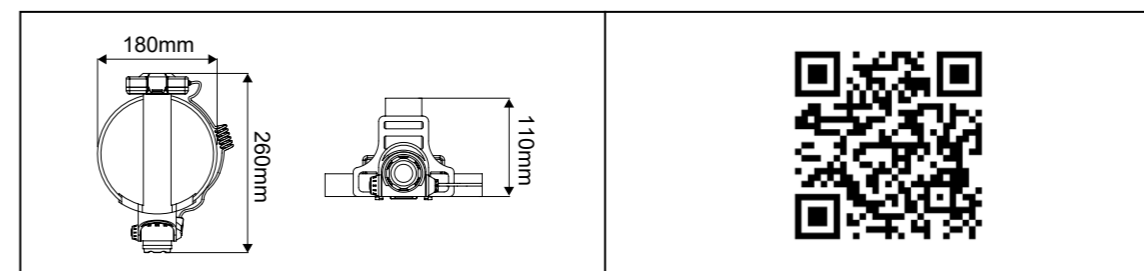


**FocalSpot**  
Rechargeable LED Headlamp  
10W / 800Lm  
P. 429

CLICK THUMBNAIL TO SEE DATASHEET

#### SUMMARY

The FocalSpot is a rechargeable LED headlamp ideal for professional installers and recreational enthusiasts. Engineered to deliver high lumen output, it features 3 modes for individual preference or application requirements; high, medium or flashing. The beam is adjustable from wide to narrow via the telescopic lens. The position of the lens can also be adjustable up to 90 degrees. Designed to be worn comfortably for long periods of time, the FocalSpot is lightweight and incorporates an elastic head strap with rubber cushioning pads.



#### PRODUCT DATA

Order Code	453007
Wattage	10W
Lumen Output	800Lm
IP Rating	IP54
Beam Angle	Adjustable. Narrow to wide
Light Source	COB Chips
Power Source	Rechargeable lithium batteries
Modes	High, medium or flashing
Driver	Integrated
Dimmable	No
Construction	High quality aluminium / ABS plastic
Fitting Colour	Black
Net Weight (kg)	0.38
Warranty	3 years



**Clasp Downlight and Celeste Gimbal Downlight**

Dimmer Brand	Model No. of Dimmer	Mode	Lamps		Dimming %	
			Min #	Max #	Min	Max
CLIPSAL	32E450TM	Trailing Edge	1	25	12%	98%
CLIPSAL	32E450UDM	Universal	1	25	15%	98%
CLIPSAL	32E450LM	Leading Edge	1	25	13%	98%
Legrand	CAT-400T	Trailing Edge	1	23	7%	97%
Legrand	CAT-400L	Leading Edge	1	23	3%	96%
DIGINET	MEDM	Trailing Edge	1	23	0%	98%
HPM	200L	Leading Edge	1	11	5%	96%
CABAC	HNS610DT	Trailing Edge	1	20	8%	97%

**Plastial Tri-Colour Downlight and Plastial Petite Downlight**

Dimmer Brand	Model No. of Dimmer	Mode	Lamps		Dimming %	
			Min #	Max #	Min	Max
CLIPSAL	32E450TM	Trailing Edge	1	20	13%	94%
CLIPSAL	32E450UDM	Universal	1	20	18%	96%
Legrand	CAT-400T	Trailing Edge	1	20	10%	92%
Legrand	CAT-400L	Leading Edge	1	20	17%	81%
DIGINET	MEDM	Trailing Edge	1	20	0%	96%
HPM	200L	Leading Edge	1	14	12%	82%

**TriValite Downlight**

Dimmer Brand	Model No. of Dimmer	Mode	Dimming %	
			Min	Max
CLIPSAL	32E450TM	Trailing Edge	15%	91%
CLIPSAL	32E450UDM	Universal	20%	93%
CLIPSAL	32ELEDM	Trailing Edge	8%	94%
CLIPSAL	31E2PUDM	Universal	3%	89%
CLIPSAL	31E2RUDM	Universal	7%	79%
Legrand	CAT-400T	Trailing Edge	12%	89%
Legrand	CAT-400L	Leading Edge	19%	77%
DIGINET	MEDM	Trailing Edge	0%	92%
HPM	200L	Leading Edge	13%	75%

**Emilite Downlight Module**

Dimmer Brand	Model No. of Dimmer	Mode	Lamps		Dimming %	
			Min #	Max #	Min	Max
CLIPSAL	32E450TM	Trailing Edge	1	18	10%	94%
CLIPSAL	32E450UDM	Universal	1	18	13%	84%
Legrand	CAT-400T	Trailing Edge	1	12	8%	91%
DIGINET	MEDM	Trailing Edge	1	18	0%	93%

\*Energetic Lighting Australia uses its best endeavours to test and advise results for "dimmer compatibility" in its catalogue and on its website, but actual dimming performance can be affected by the dimmer type and manufactured quality. Results can also vary based on site conditions, installations and applications. Compatibility advice should therefore be considered as a guide only and not a guarantee of performance. Latest updated dimmer compatibility list is available on Energetic Lighting Australia's Website [www.energeticlighting.com.au](http://www.energeticlighting.com.au)

**Mini Emilite Downlight Module**

Dimmer Brand	Model No. of Dimmer	Mode	Dimming %	
			Min	Max
CLIPSAL	32E450TM	Trailing Edge	12%	89%
CLIPSAL	32E450UDM	Universal	17%	91%
CLIPSAL	31E2PUDM	Universal	19%	92%
CLIPSAL	31E2RUDM	Universal	10%	84%
Legrand	CAT-400T	Trailing Edge	10%	89%
Legrand	CAT-400L	Leading Edge	17%	78%
DIGINET	MEDM	Trailing Edge	1%	93%
HPM	200L	Leading Edge	11%	78%
CABAC	HNS610DT	Trailing Edge	12%	88%
CLIPSAL	32EDEDM	Trailing Edge	6%	88%
TRADER	DIMR	Trailing Edge	1%	89%

**18W Vector Downlight**

Dimmer Brand	Model No. of Dimmer	Mode
CLIPSAL	32E450TM	Trailing Edge
CLIPSAL	32E450UDM	Universal
Legrand	CAT-400T	Trailing Edge
CLIPSAL	32ELEDM	Universal
CLIPSAL	31E2PUDM	Universal
CLIPSAL	31E2RUDM	Universal

**25W Vector Downlight**

Dimmer Brand	Model No. of Dimmer	Mode	Lamps		Dimming %	
			Min #	Max #	Min	Max
CLIPSAL	32E450TM	Trailing Edge	1	12	9%	95%
CLIPSAL	32E450UDM	Universal	1	12	12%	95%
CLIPSAL	32E450LM	Leading Edge	1	12	8%	93%
Legrand	CAT-400T	Trailing Edge	1	10	5%	93%
Legrand	CAT-400L	Leading Edge	1	10	3%	80%
DIGINET	MEDM	Trailing Edge	1	10	0%	94%
HPM	200L	Leading Edge	1	5	4%	75%
CABAC	HNS610DT	Trailing Edge	1	9	5%	92%

**35W Vector Downlight**

Dimmer Brand	Model No. of Dimmer	Mode	Lamps		Dimming %	
			Min #	Max #	Min	Max
CLIPSAL	32E450TM	Trailing Edge	1	8	3%	99%
CLIPSAL	32E450UDM	Universal	1	8	4%	99%
Legrand	CAT-400T	Trailing Edge	1	7	2%	84%
Legrand	CAT-400L	Leading Edge	1	7	3%	86%
DIGINET	MEDM	Trailing Edge	1	7	0%	99%
HPM	200L	Leading Edge	1	5	4%	83%
CABAC	HNS610DT	Trailing Edge	1	6	3%	83%

\*Energetic Lighting Australia uses its best endeavours to test and advise results for "dimmer compatibility" in its catalogue and on its website, but actual dimming performance can be affected by the dimmer type and manufactured quality. Results can also vary based on site conditions, installations and applications. Compatibility advice should therefore be considered as a guide only and not a guarantee of performance. Latest updated dimmer compatibility list is available on Energetic Lighting Australia's Website [www.energeticlighting.com.au](http://www.energeticlighting.com.au)

430

431



**Impulse Downlight**

Dimmer Brand	Model No. of Dimmer	Mode	Lamps		Dimming %	
			Min #	Max #	Min	Max
CLIPSAL	32E450TM	Trailing Edge	1	25	12%	98%
CLIPSAL	32E450UDM	Universal	1	25	15%	98%
CLIPSAL	32E450LM	Leading Edge	1	25	13%	98%
Legrand	CAT-400T	Trailing Edge	1	23	7%	97%
Legrand	CAT-400L	Leading Edge	1	23	3%	96%
DIGINET	MEDM	Trailing Edge	1	23	0%	98%
HPM	200L	Leading Edge	1	11	5%	96%
CABAC	HNS610DT	Trailing Edge	1	20	8%	97%

**27W Sandy Oyster**

Dimmer Brand	Model No. of Dimmer	Mode	Dimming %	
			Min	Max
CLIPSAL	32E450TM	Trailing Edge	3%	99%
CLIPSAL	32ELEDM	Trailing Edge	0%	100%
CLIPSAL	31E2PUDM	Universal	4%	98%
CLIPSAL	31E2RUDM	Universal	3%	97%
CABAC	HNS610DT	Trailing Edge	0%	95%
DIGINET	MEDM	Trailing Edge	0%	93%
CLIPSAL	32E450UDM	Trailing Edge	3%	99%
Legrand	CAT-400T	Trailing Edge	1%	96%
TRADER	DIMR	Trailing Edge	0%	88%

**14W Sandy Oyster**

Dimmer Brand	Model No. of Dimmer	Mode	Dimming %	
			Min	Max
HPM	200L	Leading Edge	11%	82%
CLIPSAL	32E450TM	Trailing Edge	11%	95%
CLIPSAL	32ELEDM	Trailing Edge	4%	99%
DIGINET	MEDM	Trailing Edge	0%	100%
CLIPSAL	32E450UDM	Universal	15%	98%
Legrand	CAT-400L	Trailing Edge	9%	94%
TRADER	DIMR	Trailing Edge	0%	88%
CABAC	HNS610DT	Trailing Edge	1%	94%
CABAC	HNS620DT	Trailing Edge	0%	95%
CABAC	HNS630DT	Trailing Edge	1%	92%

**14W Pearl Oyster**

Dimmer Brand	Model No. of Dimmer	Mode	Lamps		Dimming %	
			Min #	Max #	Min	Max
CLIPSAL	32E450TM	Trailing Edge	1	20	17%	100%
CLIPSAL	32E450UDM	Trailing Edge	1	20	19%	100%
CLIPSAL	32E450LM	Trailing Edge	1	20	12%	100%
Legrand	CAT-400T	Trailing Edge	1	18	10%	96%
Legrand	CAT-400L	Leading Edge	1	18	9%	86%
DIGINET	MEDM	Trailing Edge	1	20	0%	100%
HPM	200L	Leading Edge	1	9	10%	85%
DETA	6021	Leading Edge	1	20	0%	100%
CABAC	HNS610DT	Trailing Edge	1	16	11%	94%

\*Energetic Lighting Australia uses its best endeavours to test and advise results for "dimmer compatibility" in its catalogue and on its website, but actual dimming performance can be affected by the dimmer type and manufactured quality. Results can also vary based on site conditions, installations and applications. Compatibility advice should therefore be considered as a guide only and not a guarantee of performance. Latest updated dimmer compatibility list is available on Energetic Lighting Australia's Website [www.energeticlighting.com.au](http://www.energeticlighting.com.au)

**26W Pearl Oyster**

Dimmer Brand	Model No. of Dimmer	Mode	Lamps		Dimming %	
			Min #	Max #	Min	Max
CLIPSAL	32E450TM	Trailing Edge	1	11	11%	99%
CLIPSAL	32E450UDM	Universal	1	11	13%	99%
Legrand	CAT-400T	Trailing Edge	1	10	6%	97%
DIGINET	MEDM	Trailing Edge	1	10	0%	98%
CABAC	HNS610DT	Trailing Edge	1	9	7%	96%

**17W Ultrathin Oyster**

Dimmer Brand	Model No. of Dimmer	Mode	Lamps		Dimming %	
			Min #	Max #	Min	Max
CLIPSAL	32E450TM	Trailing Edge	1	20	7%	100%
CLIPSAL	32E450LM	Leading Edge	1	20	0%	99%
CLIPSAL	31E2PUDM	Universal	1	10	0%	89%
CLIPSAL	31E2RUDM	Universal	1	22	0%	100%
Legrand	CAT-400T	Trailing Edge	1	18	3%	99%
DIGINET	MEDM	Trailing Edge	1	18	0%	100%
DETA	6021	Trailing Edge	1	8	0%	100%
CABAC	HNS610DT	Trailing Edge	1	10	0%	100%

**24W Ultrathin Oyster**

Dimmer Brand	Model No. of Dimmer	Mode	Lamps		Dimming %	
			Min #	Max #	Min	Max
CLIPSAL	32E450TM	Trailing Edge	1	15	10%	100%
CLIPSAL	32E450LM	Leading Edge	1	15	2%	99%
CLIPSAL	31E2PUDM	Universal	1	15	0%	77%
CLIPSAL	31E2RUDM	Universal	1	15	0%	100%
Legrand	CAT-400T	Trailing Edge	1	13	1%	99%
DIGINET	MEDM	Trailing Edge	1	5	0%	100%
DETA	6021	Trailing Edge	1	5	0%	100%
CABAC	HNS610DT	Trailing Edge	1	8	0%	87%

**Meniscus Wall Light**

Dimmer Brand	Model No. of Dimmer	Mode	Lamps		Dimming %	
			Min #	Max #	Min	Max
CLIPSAL	32E450TM	Trailing Edge	1	41	17%	94%
CLIPSAL	32E450UDM	Universal	1	41	19%	95%
CLIPSAL	32E450LM	Leading Edge	1	41	8%	90%
Legrand	CAT-400T	Trailing Edge	1	36	9%	89%
Legrand	CAT-400L	Leading Edge	1	36	9%	78%
DIGINET	MEDM	Trailing Edge	1	36	0%	94%
HPM	200L	Leading Edge	1	18	9%	78%
CABAC	HNS610DT	Trailing Edge	1	32	9%	88%

\*Energetic Lighting Australia uses its best endeavours to test and advise results for "dimmer compatibility" in its catalogue and on its website, but actual dimming performance can be affected by the dimmer type and manufactured quality. Results can also vary based on site conditions, installations and applications. Compatibility advice should therefore be considered as a guide only and not a guarantee of performance. Latest updated dimmer compatibility list is available on Energetic Lighting Australia's Website [www.energeticlighting.com.au](http://www.energeticlighting.com.au)

432

433

**TRIAC Dimming LED Panel Driver**

Dimmer Brand	Model No. of Dimmer	Mode	Dimming %	
			Min	Max
CLIPSAL	32E450TM	Trailing Edge	4%	99%
CLIPSAL	32ELEDM	Trailing Edge	2%	99%
CLIPSAL	31E2PUDM	Trailing Edge	4%	88%
CLIPSAL	31E2RUDM	Trailing Edge	2%	99%
CLIPSAL	32E450UDM	Trailing Edge	5%	99%
DIGINET	MEDM	Trailing Edge	4%	99%
TRADER	DIMR	Trailing Edge	0%	99%

**SupValue YST38S1-9W-D**

Dimmer Brand	Model No. of Dimmer	Mode
HPM	200L	Leading Edge
DETA	6021	Leading Edge
CLIPSAL	32E450TM	Trailing Edge
CLIPSAL	32E450LM	Leading Edge
CLIPSAL	32E450UDM	Universal
DIGINET	MEDM	Trailing Edge
Legrand	CAT-400T	Trailing Edge
CABAC	HNS610DT	Trailing Edge
CLIPSAL	32ELEDM	Trailing Edge

**SupValue YKA60M2-D-14.3W**

Dimmer Brand	Model No. of Dimmer	Mode
CLIPSAL	32E450TM	Trailing Edge
CLIPSAL	32E450UDM	Universal
CLIPSAL	32E450LM	Leading Edge
Legrand	CAT-400T	Trailing Edge
Legrand	CAT-400L	Leading Edge
DIGINET	MEDM	Trailing Edge
HPM	200L	Leading Edge
CABAC	HNS610DT	Trailing Edge

**SupValue GU10**

Dimmer Brand	Model No. of Dimmer	Mode
CLIPSAL	32E450TM	Trailing Edge
CLIPSAL	32E450UDM	Universal
CLIPSAL	32E450LM	Leading Edge
Legrand	CAT-400T	Trailing Edge
Legrand	CAT-400L	Leading Edge
DIGINET	MEDM	Trailing Edge
HPM	200L	Trailing Edge
CABAC	HNS610DT	Trailing Edge

\*Energetic Lighting Australia uses its best endeavours to test and advise results for "dimmer compatibility" in its catalogue and on its website, but actual dimming performance can be affected by the dimmer type and manufactured quality. Results can also vary based on site conditions, installations and applications. Compatibility advice should therefore be considered as a guide only and not a guarantee of performance. Latest updated dimmer compatibility list is available on Energetic Lighting Australia's Website [www.energeticlighting.com.au](http://www.energeticlighting.com.au)

**SupValue YKA60F5-CL-D**

Dimmer Brand	Model No. of Dimmer	Mode
CLIPSAL	32E450TM	Trailing Edge
CLIPSAL	32E450UDM	Trailing Edge
CLIPSAL	31E2PUDM	Trailing Edge
CLIPSAL	31E2RUDM	Trailing Edge
Legrand	CAT-400T	Trailing Edge
Legrand	CAT-400L	Leading Edge
DIGINET	MEDM	Trailing Edge
HPM	200L	Trailing Edge
DETA	6021	Trailing Edge
CABAC	HNS610DT	Trailing Edge

**SupValue YKC35F5-CL-D**

Dimmer Brand	Model No. of Dimmer	Mode
CLIPSAL	32E450TM	Trailing Edge
CLIPSAL	32E450UDM	Trailing Edge
CLIPSAL	32E450LM	Leading Edge
CLIPSAL	31E2PUDM	Trailing Edge
CLIPSAL	31E2RUDM	Trailing Edge
Legrand	CAT-400T	Trailing Edge
Legrand	CAT-400L	Leading Edge
DIGINET	MEDM	Trailing Edge
HPM	200L	Trailing Edge
DETA	6021	Trailing Edge
CABAC	HNS610DT	Trailing Edge
CLIPSO	CLDM450	Trailing Edge

**SupValue YKG45F5-CL-D**

Dimmer Brand	Model No. of Dimmer	Mode
CLIPSAL	32E450TM	Trailing Edge
CLIPSAL	32E450UDM	Trailing Edge
CLIPSAL	32E450LM	Leading Edge
Legrand	CAT-400T	Trailing Edge
Legrand	CAT-400L	Leading Edge
DIGINET	MEDM	Trailing Edge
HPM	200L	Trailing Edge
DETA	6021	Trailing Edge
CABAC	HNS610DT	Trailing Edge
CLIPSO	CLDM450	Trailing Edge
CLIPSAL	31E2PUDM	Trailing Edge
CLIPSAL	31E2RUDM	Trailing Edge

\*Energetic Lighting Australia uses its best endeavours to test and advise results for "dimmer compatibility" in its catalogue and on its website, but actual dimming performance can be affected by the dimmer type and manufactured quality. Results can also vary based on site conditions, installations and applications. Compatibility advice should therefore be considered as a guide only and not a guarantee of performance. Latest updated dimmer compatibility list is available on Energetic Lighting Australia's Website [www.energeticlighting.com.au](http://www.energeticlighting.com.au)

434

435

Table with columns: Order Code, Family, Description, Model No., VEET Ref No., LCP (W), IPART Ref No., LCP (W), Page No. Includes sections for PANELS, BATTERIES, and DOWNLIGHTS.

Table with columns: Order Code, Family, Description, Model No., VEET Ref No., LCP (W), IPART Ref No., LCP (W), Page No. Includes sections for EMERGENCY, FLOODLIGHTS, HIGHBAYS, AREA LIGHTS, and W&C BUNKERS.

Order Code	Family	Description	Model No.	VEET Ref No.	LCP (W)	IPART Ref No.	LCP (W)	Page No.
182012	Pearl	D430mm 4K 26W	YKCLE1P1HO-D-26W	4349	24.61	24143S13-SEGEIFEJ	24.52	295
<b>W&amp;C DECORATIVES</b>								
192003	Meniscus	D310mm 4K 7W	YKWLE0W31-D-7W	4350	7.29	24143D13-HJEDGBGF	7.44	314
193004	BeamLite	10W 4K	EWLA1 10W	7583	9.81	24143S13-FJAFID	9.87	311
193014	BeamLite	2x10W 4K	EWLA1 20W	7583	19.87	24143S13-FJAFID	19.65	310
193024	BeamLite	10W 4K	EWLA1 10W	7583	9.81	24143S13-FJAFID	9.87	313
193034	BeamLite	2x10W 4K	EWLA1 20W	7583	19.87	24143S13-FJAFID	19.65	312
<b>LAMPS GLOBES</b>								
142022A	SupValue	GU10 3K 6.7W	YKPAR16C7-D-6.7W	7180	6.73	24143D10-VGBHCHEHE	6.73	375
142023A	SupValue	GU10 4K 6.7W	YKPAR16C7-D-6.7W	7180	6.73	24143D10-VGBHCHEHE	6.73	376
142024A	SupValue	GU10 6.5K 6.7W	YKPAR16C7-D-6.7W	7180	6.73	24143D10-VGBHCHEHE	6.73	377
162008	SupValue	PLC 4K 8W	YKPLCC1-8W	4316	7.46			384
162015	SupValue	PLC 4K 12W E27	YKPLCC1-12W	4316	12.09			385
163003	SupValue	Tubular 3K 9W E27	YST38S1-9W-D	7026	8.86	24143D10-ICJADE	8.86	367
163004	SupValue	Tubular 4K 9W E27	YST38S1-9W-D	7026	8.86	24143D10-ICJADE	8.86	368
163006	SupValue	Tubular 6.5K 9W E27	YST38S1-9W-D	7026	8.86	24143D10-ICJADE	8.86	369
163013	SupValue	Tubular 3K 9W B22	YST38S1-9W-D	7026	8.86	24143D10-ICJADE	8.86	370
163014	SupValue	Tubular 4K 9W B22	YST38S1-9W-D	7026	8.86	24143D10-ICJADE	8.86	371
163016	SupValue	Tubular 6.5K 9W B22	YST38S1-9W-D	7026	8.86	24143D10-ICJADE	8.86	372
252001	SupValue	PAR38 3K 16W E27	YKPAR38S1-16W 100°	4318	17.11	24143D10-3GENHA	16.96	380
252005	SupValue	PAR38 5K 16W E27	YKPAR38S1-16W 100°	4318	17.11	24143D10-3GENHA	16.96	381
<b>LAMPS TUBES</b>								
152002B	SupValue	T8 PC Tube 9W 6.5K 2FT	YKT8BP6-FRR-9W	5355	8.14			411
152005A	SupValue	T8 PC Tube 20W 4K 4FT	YKT8BP6-FRR-20W	5355	19.96			412
152006B	SupValue	T8 PC Tube 20W 6.5K 4FT	YKT8BP6-FRR-20W	5355	19.96			413
152007B	SupValue	T8 PC Tube 27W 4K 5FT	YKT8BP6-FRR-27W	5355	25			414
152008B	SupValue	T8 PC Tube 27W 6.5K 5FT	YKT8BP6-FRR-27W	5355	25			415
152405A	SupValue	T8 Glass Tube 20W 4K 4FT	T8BFG3-FRR-20W	8149	20.9			422
152407A	SupValue	T8 Glass Tube 27W 4K 5FT	T8BFG3-FRR-27W	8149	26.56			423
152607A	SupValue	T8 Glass Tube 27W 6.5K	T8BFG3-FRR-27W	8149	26.56			424
363054	SupValue	T5 Glass Tube 16W 4K	T5BNG1-SHLP-FRR-4ft	7629	15.87			425
363055	SupValue	T5 Glass Tube 16W 5K	T5BNG1-SHLP-FRR-4ft	7629	15.87			426

Order Code	Page No.
<b>PANELS</b>	
2221	51
2222	52
2223	49
2224	50
17001	48
221000	32
221001	35
221002	36
221003	37
221008	34
221009	31
221010	33
223304	29
223314	28
223324	30
223334	38
223344	39
223354	40
223364	41
223534	45
223574	46
223575	47
223634	42
223644	44
223654	43
223694	27
243009	71
302001	56
302002	57
302003	58
302004	59
302005	60
302006	61
302007	62
302014	63
302015	64
302016	65
302017	53
302018	54
302019	55
302024	66
312007	67
312008	69
312009	68
312010	70
<b>BATTERS</b>	
2227	118
2228	119
211015	107
211015EM	108
211021	96
211021DS	99
211021EM	102
211021DEMS	105
211022	97
211022DS	100
211022EM	103
211022DEMS	106
211023	85
211023DS	87
211024	86
211024DS	88
211024EM	89
211024DEMS	90
211025	77
211025DS	79
211025EM	81
211025DEMS	83
211026	78
211026DS	80
211026EM	82
211026DEMS	84
211033	98
211033DS	101
211033EM	104
211034	91
211035	92
212013A	93
212014A	94
212016B	111
212018B	112
212020B	114

Order Code	Page No.
212022B	115
212502B	113
213434	95
213554	116
213555	117
213624	109
213624EM	110
213979	120
232005	121
<b>DOWNLIGHTS</b>	
171001	142
171002	143
171006	182
171007	183
171008	138
171009	139
171012	136
171013	137
171014	134
171014BK	135
171015	128
171015BK	129
172001C	145
172002C	147
172007A	148
172008A	149
172021C	144
172022C	146
172039	175
172040	176
172047	180
172048	181
172083	130
172083BK	132
172084	131
172084BK	133
172308	167
172410	168
172411	169
172414	170
172415	171
173204	172
173213	173
173214	174
173224	177
173233	178
173234	179
173274	156
173275	157
173284	155
173353	140
173354	141
173373	158
243009	188
262001	150
262002	151
262003	152
263000	159
263001	160
263002	161
263003	153
263004	154
263005	163
263006	164
263007	165
263008	166
263010	162
292001	184
292003	185
292004	186
292013	187
<b>EMERGENCY</b>	
173006	194
211015EM	207
211021EM	201
211021DEMS	204
211022EM	202
211022DEMS	205
211024EM	195
211024DEMS	196
211025EM	197
211025DEMS	199
211026EM	198

Order Code	Page No.
211026DEMS	200
211033EM	203
213624EM	206
282006EM	208
283049	209
292015	210
393006	193
393046	192
<b>FLOODLIGHTS</b>	
243009	233
271000	223
271000S	224
271001	225
271001S	226
271002	214
271003	215
271004	216
272503A	227
273135	228
273135S	231
273145	229
273145S	232
273155	230
273164	217
273165	218
273174	219
273175	220
273184	221
273185	222
<b>HIGHBAYS</b>	
213979	246
332038	250
333199	247
333259	248
333319	249
333324	242
333325	243
333334	240
333335	241
333369	251
333379	252
333389	253
333409	245
333454	238
333455	237
333485	239
333499	244
<b>AREA LIGHTS</b>	
463005	256
463015	257
463025	258
463035	259
463069	260
463079	261
463119	262
463129	263
<b>W&amp;C BUNKERS</b>	
281000	276
281002	270
281003	269
281004	268
281005	267
281006	272
281006S	273
281008	274
281008S	275
282006EM	271
283039	279
283049	280
283059	281
283099	278
283109	277
<b>W&amp;C OYSTERS</b>	
181003	289
181004	288
181005	286
181006	287
181007	285
181008	290
182009	292
182010	293
182011	294
182012	295

Order Code	Page No.
183033	291
283049	296
283059	297
<b>W&amp;C SPOTLIGHTS</b>	
201000	302
201000S	303
201001	300
201001S	301
201002	306
201002S	307
201003	304
201003S	305
<b>W&amp;C DECORATIVES</b>	
192003	314
193004	311
193014	310
193024	313
193034	312
<b>LAMPS GLOBES</b>	
112073C	335
112074C	336
112091C	326
112092C	327
112093C	328
112094C	323
112095C	324
112096C	325
112103C	329
112104C	330
112105C	331
112106C	332
112107C	333
112108C	334
112115A	337
112116A	338
112117A	339
112118	340
112119A	341
112120A	342
112139A	386
112140A	387
112141	388
112142	389
122145C	343
122146C	344
122147C	345
122148C	346
122149C	347
122150C	348
122151C	349
122152C	350
122153C	351
122154C	352
122155C	353
122156C	354
122157	390
122158A	391
122201A	392
122202A	393
132109C	355
132110C	356
132111C	357
132112C	358
132113C	359
132114C	360
132115C	361
132116C	362
132117C	363
132118C	364
132119C	365
132120C	366
132121A	394
132122A	395
132201A	396
132202	397
142016A	378
142017A	379
142022A	375
142023A	376
142024A	377
162008	384
162015	385
162203	400

Order Code	Page No.
162216	373
162217	374
162304	382
162604	383
163003	367
163004	368
163006	369
163013	370
163014	371
163016	

***energetic***<sup>®</sup>  
Smarter lighting

**Energetic Lighting Australia Pty Ltd**

1/350 Edgar Street, Condell Park, NSW 2200, Australia

[sales@energeticlighting.com.au](mailto:sales@energeticlighting.com.au)

[energeticlighting.com.au](http://energeticlighting.com.au)

1300 215 598

**Stay Connected**

